

Daily Price Report

A Summary of Price Developments - 18 January 2019



Vegetables

- Prices of most varieties of **vegetables decreased** in **Pettah** market while prices **demonstrated mixed movements** in **Dambulla** market.
- Price of **Carrots increased** in **Dambulla** market due to **low supply** from **Nuwara Eliya** area.



Fruits

- Price of **Banana(Sour) decreased** due to **favourable supply** from **Embilipitiya**.
- Price of **Pineapples decreased** due to **low demand**.
- Price of **Apples and Oranges increased** due to **unavailability of smaller varieties**.



Other

- Price of **Imported Red Onions increased** in **Dambulla** market due to **low supply** from **India**.



Statistics Department
Central Bank of Sri Lanka

Wholesale and Retail Prices of Selected Food Commodities - 2019-01-18

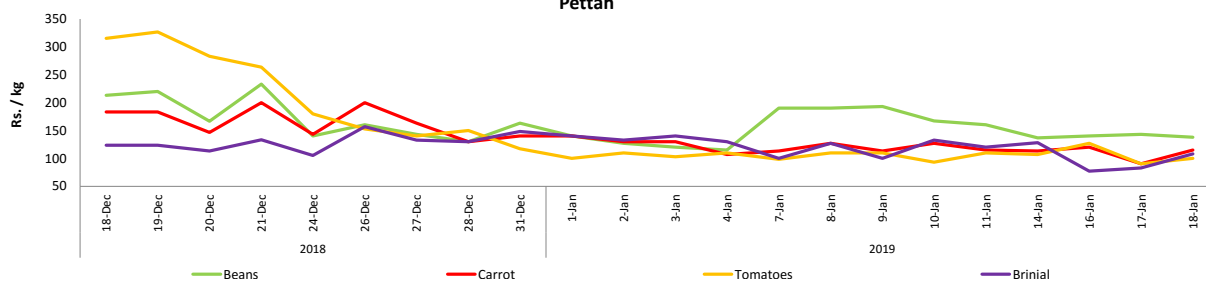
Vegetables

Item	Unit	Wholesale						Retail					
		Pettah			Dambulla			Pettah			Dambulla		
		Previous Week	Yesterday	Today	Previous Week	Yesterday	Today	Previous Week	Yesterday	Today	Previous Week	Yesterday	Today
Beans	Rs./Kg	144.00	117.00	104.00	110.00	75.00	65.00	180.00	143.00	138.00	129.00	95.00	85.00
Carrot	Rs./Kg	84.00	93.00	78.00	80.00	55.00	95.00	119.00	90.00	115.00	100.00	75.00	115.00
Cabbage	Rs./Kg	59.00	33.00	44.00	47.00	33.00	28.00	94.00	53.00	65.00	60.00	53.00	48.00
Tomatoes	Rs./Kg	77.00	67.00	64.00	59.00	58.00	68.00	104.00	90.00	100.00	79.00	78.00	88.00
Brinjal	Rs./Kg	81.00	57.00	64.00	85.00	85.00	85.00	116.00	83.00	108.00	106.00	105.00	105.00
Pumpkin	Rs./Kg	24.00	27.00	23.00	11.00	12.50	11.00	50.00	43.00	53.00	31.00	33.00	31.00
Snake gourd	Rs./Kg	56.00	45.00	46.00	54.00	53.00	45.00	81.00	73.00	76.00	75.00	73.00	65.00

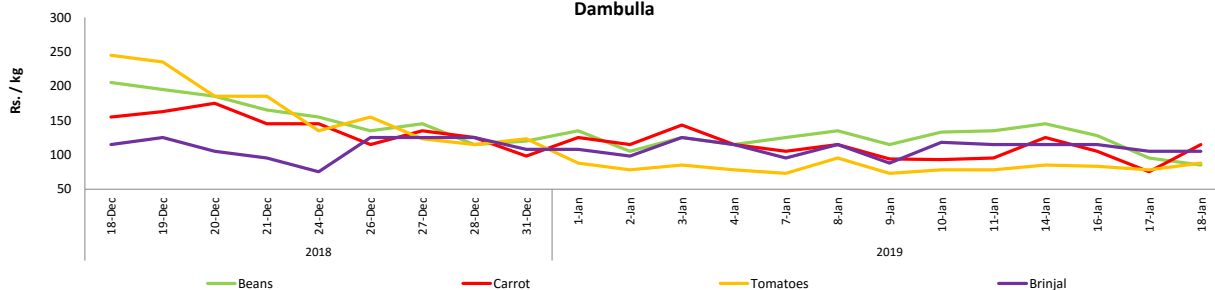
- Price increased by more than 5% compared to previous week average price.
- Price decreased by more than 5% compared to previous week average price.

Retail Prices

Pettah



Dambulla

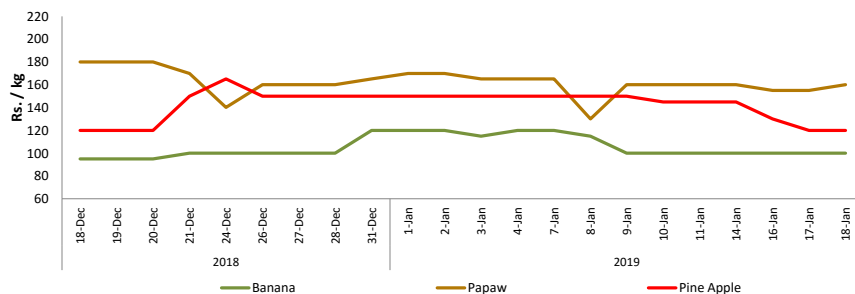


Fruits

Item	Unit	Wholesale			Retail		
		Pettah			Pettah		
		Previous Week	Yesterday	Today	Previous Week	Yesterday	Today
Banana (Sour)	Rs./Kg	62.00	60.00	60.00	107.00	100.00	100.00
Papaw	Rs./Kg	131.00	125.00	130.00	155.00	155.00	160.00
Pineapple	Rs./Kg	115.00	90.00	90.00	148.00	120.00	120.00
Apple (Imp)	Rs./Each				35.00	40.00	40.00
Orange (Imp)	Rs./Each				36.00	40.00	40.00

- Price increased by more than 5% compared to previous week average price.
- Price decreased by more than 5% compared to previous week average price.

Retail - Pettah



Wholesale and Retail Prices of Selected Food Commodities - 2019-01-18

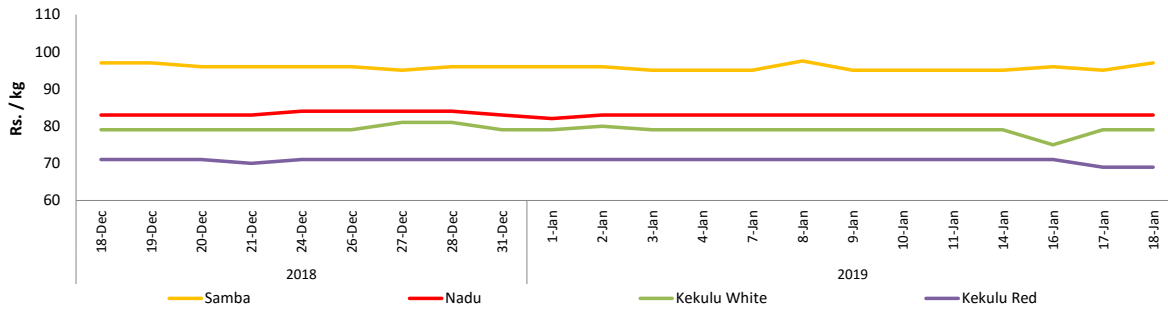
Rice

Item	Unit	Wholesale						Retail		
		Maradagahamula			Pettah			Pettah		
		Previous Week	Yesterday	Today	Previous Week	Yesterday	Today	Previous Week	Yesterday	Today
Samba	Rs./Kg	96.00	95.00	97.00	100.00	100.00	103.00	110.00	110.00	112.00
Nadu	Rs./Kg	83.00	83.00	83.00	86.00	86.00	86.00	93.00	93.00	93.00
Kekulu White	Rs./Kg	79.00	79.00	79.00	83.00	83.00	83.00	90.00	90.00	90.00
Kekulu Red	Rs./Kg	71.00	69.00	69.00	71.00	71.00	71.00	84.00	83.00	82.00

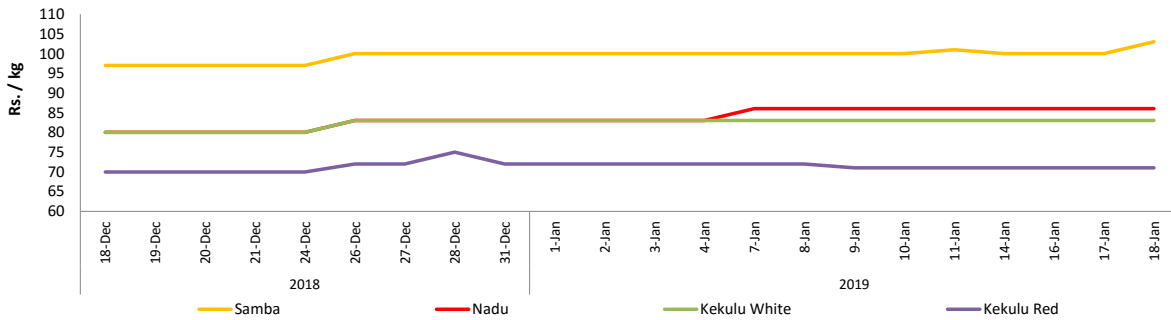
- Price increased by more than 5% compared to previous week average price.
- Price decreased by more than 5% compared to previous week average price.

Wholesale Prices

Marandagahamula

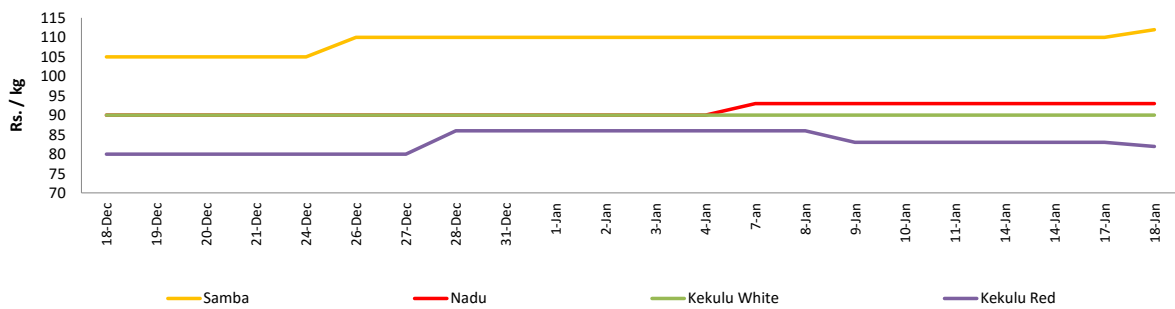


Pettah



Retail Prices

Pettah



Wholesale and Retail Prices of Selected Food Commodities - 2019-01-18

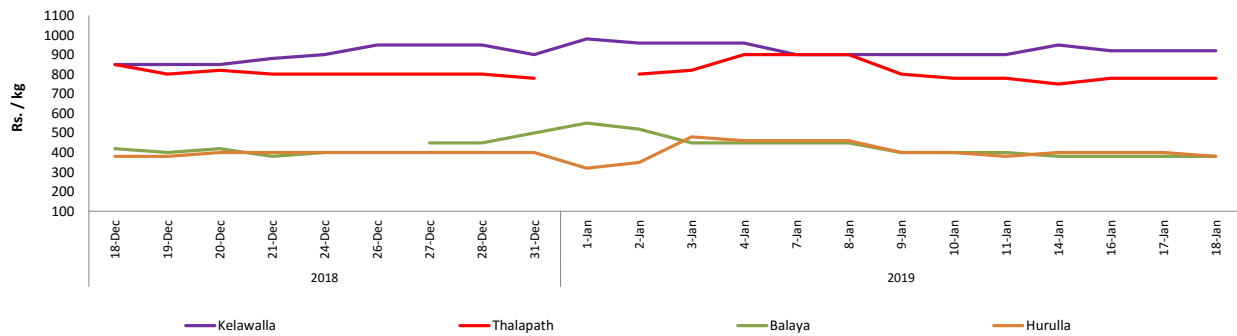
Fish

Item	Unit	Wholesale						Retail					
		Peliyagoda			Negombo			Peliyagoda			Negombo		
		Previous Week	Yesterday	Today	Previous Week	Yesterday	Today	Previous Week	Yesterday	Today	Previous Week	Yesterday	Today
Kelawalla	Rs./Kg	550.00	580.00	580.00	558.00	650.00	630.00	900.00	920.00	920.00	772.00	920.00	950.00
Thalapath	Rs./Kg	686.00	630.00	630.00	692.00	750.00	720.00	832.00	780.00	780.00	916.00	980.00	950.00
Balaya	Rs./Kg	320.00	280.00	290.00	342.00	350.00	350.00	420.00	380.00	380.00	542.00	550.00	550.00
Paraw	Rs./Kg	630.00	600.00	580.00	542.00	550.00	550.00	800.00	900.00	880.00	842.00	800.00	800.00
Salaya	Rs./Kg	130.00	120.00	120.00	148.00	140.00	160.00	156.00	150.00	150.00	222.00	220.00	230.00
Hurulla	Rs./Kg	320.00	300.00	280.00	290.00	280.00	300.00	420.00	400.00	380.00	368.00	400.00	400.00

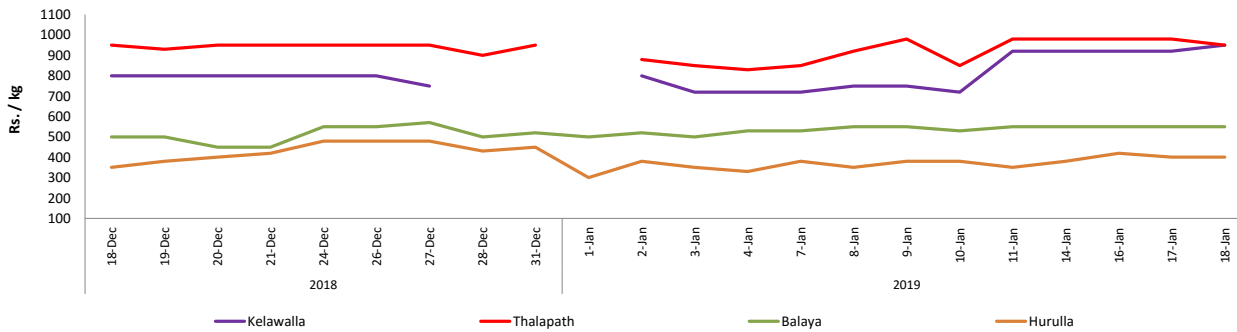
- Price increased by more than 5% compared to previous week average price.
- Price decreased by more than 5% compared to previous week average price.

Retail Prices

Peliyagoda



Negombo



Wholesale and Retail Prices of Selected Food Commodities - 2019-01-18

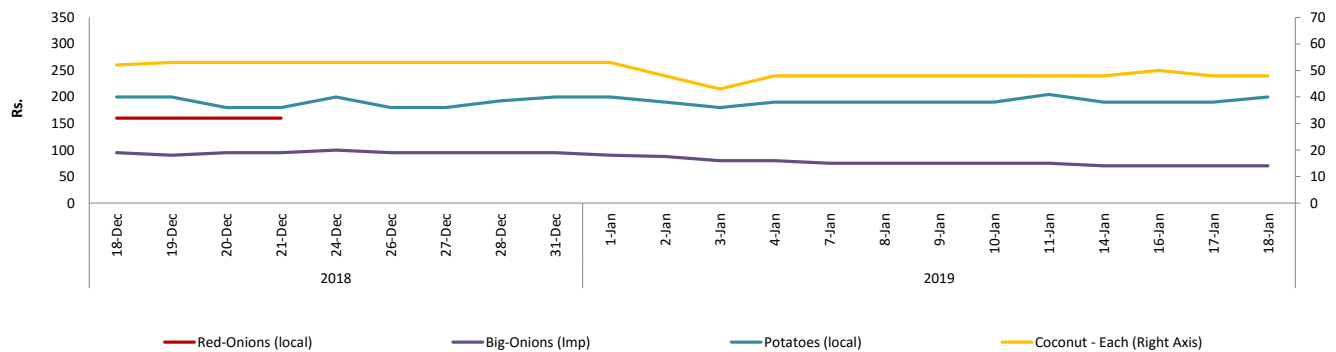
Other

Item	Unit	Wholesale						Retail					
		Pettah			Dambulla			Pettah			Dambulla		
		Previous Week	Yesterday	Today	Previous Week	Yesterday	Today	Previous Week	Yesterday	Today	Previous Week	Yesterday	Today
Red-Onions (local)	Rs./Kg	115.00	n.a.	n.a.	75.00	n.a.	n.a.	190.00	n.a.	n.a.	90.00	n.a.	n.a.
Red-Onions (Imp)	Rs./Kg	120.00	120.00	125.00	114.00	118.00	135.00	150.00	150.00	155.00	124.00	128.00	148.00
Big-Onions (local)	Rs./Kg	n.a.	n.a.	n.a.	n.a.	n.a.	n.a.	n.a.	n.a.	n.a.	n.a.	n.a.	n.a.
Big-Onions (Imp)	Rs./Kg	57.00	55.00	55.00	53.00	58.00	58.00	75.00	70.00	70.00	67.00	68.00	68.00
Potatoes (local)	Rs./Kg	152.00	150.00	168.00	132.00	n.a.	n.a.	193.00	190.00	200.00	143.00	n.a.	n.a.
Potatoes (Imp)	Rs./Kg	54.00	57.00	57.00				75.00	80.00	80.00			
Dried Chillies (Imp)	Rs./Kg	280.00	280.00	278.00	274.00	273.00	273.00	328.00	330.00	320.00	284.00	283.00	283.00
Coconut	Rs./Nut	40.00	40.00	39.00	38.00	36.00	36.00	48.00	48.00	48.00	44.00	43.00	41.00
Coconut oil	Rs./Ltr	330.00	330.00	330.00				360.00	370.00	360.00			
Dhal	Rs./Kg	115.00	115.00	115.00				129.00	130.00	128.00			
Sugar	Rs./Kg	96.00	96.00	96.00				100.00	100.00	100.00			
Eggs	Rs./Each	19.10	18.50	18.50				20.30	20.00	19.50			
Katta	Rs./Kg	880.00	880.00	880.00				950.00	950.00	950.00			
Sprats	Rs./Kg	500.00	500.00	500.00				550.00	550.00	550.00			

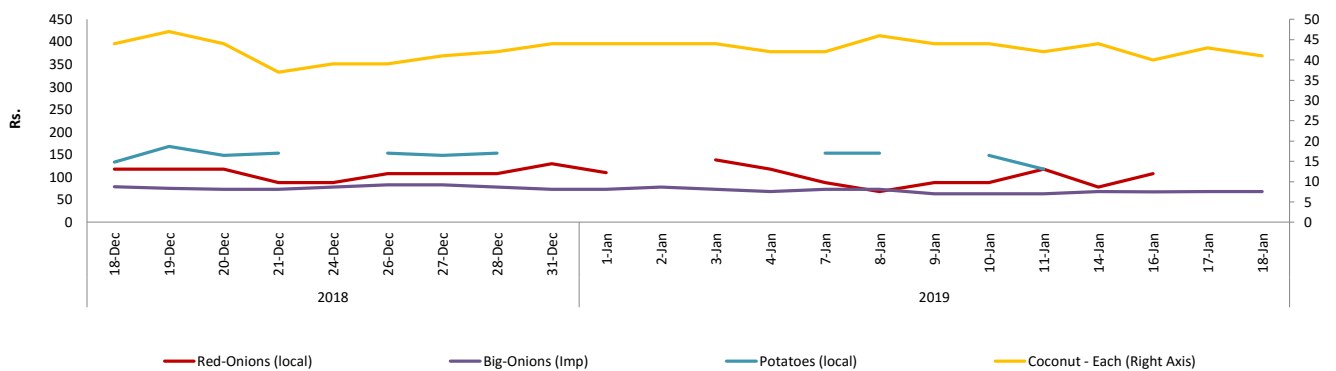
■ Price increased by more than 5% compared to previous week average price.
■ Price decreased by more than 5% compared to previous week average price.

Retail Prices

Pettah



Dambulla



* Prices of food commodities may vary due to quality and markets among other factors.

Price - Wheat

	2024/25	2023/24	2022/23	2021/22	2020/21
Wheat	17.25	17.25	17.25	17.25	17.25
...

Price - Rice

	2024/25	2023/24	2022/23	2021/22	2020/21
Rice	17.25	17.25	17.25	17.25	17.25
...

Price - Corn

	2024/25	2023/24	2022/23	2021/22	2020/21
Corn	17.25	17.25	17.25	17.25	17.25
...

Price - Soybean

	2024/25	2023/24	2022/23	2021/22	2020/21
Soybean	17.25	17.25	17.25	17.25	17.25
...

Price - Sesame

	2024/25	2023/24	2022/23	2021/22	2020/21
Sesame	17.25	17.25	17.25	17.25	17.25
...

Movement of Imported Items

Commodity	Imported	Exported	Change
...

Movement of Local Food Commodities

Commodity	Imported	Exported	Change
...

Movement of Imported Items in the Daily Price Report

...
...
...
...
...



Movement of Local Food Commodities in the Daily Price Report

...
...
...
...
...
...
...
...
...
...
...
...

Movement of Pulses in Daily Price Report

...
...