

## Wholesale and Retail Prices of Selected Food Commodities

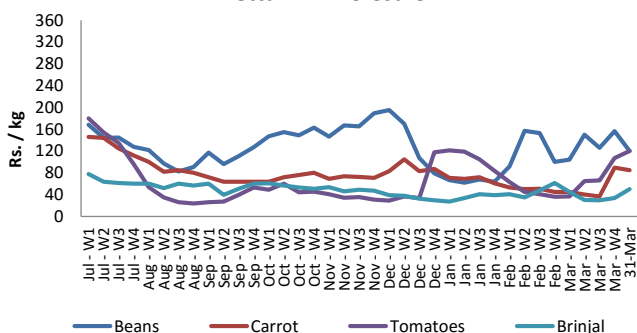


### Vegetables

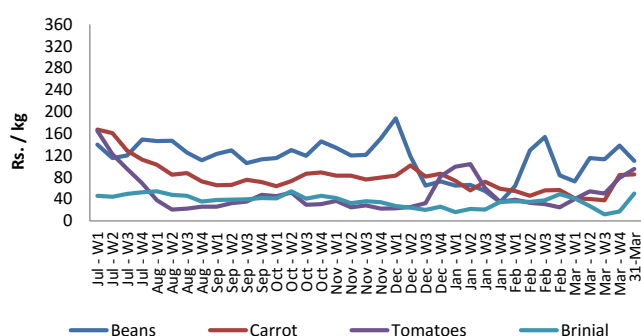
Item	Unit	Pettah				Dambulla			
		Wholesale		Retail		Wholesale		Retail	
		Previous 5 Days Average	31-Mar	Previous 5 Days Average	31-Mar	Previous 5 Days Average	31-Mar	Previous 5 Days Average	31-Mar
Beans	Rs./Kg	143.00	120.00	177.00	150.00	121.00	110.00	143.00	135.00
Carrot	Rs./Kg	84.00	85.00	117.00	103.00	91.00	85.00	112.00	105.00
Cabbage	Rs./Kg	41.00	40.00	71.00	77.00	43.00	50.00	63.00	70.00
Tomatoes	Rs./Kg	114.00	120.00	151.00	143.00	95.00	95.00	116.00	115.00
Brinjal	Rs./Kg	51.00	50.00	80.00	77.00	24.00	50.00	41.00	70.00
Pumpkin	Rs./Kg	81.00	70.00	103.00	100.00	68.00	70.00	86.00	90.00
Snake gourd	Rs./Kg	92.00	90.00	117.00	117.00	65.00	65.00	85.00	85.00

- Price increased by more than 5% compared to previous week average price.
- Price decreased by more than 5% compared to previous week average price.

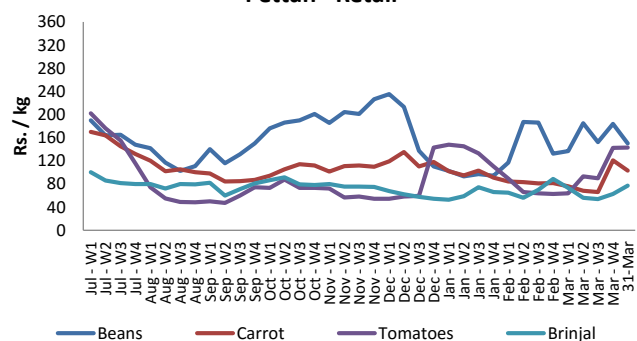
**Pettah - Wholesale**



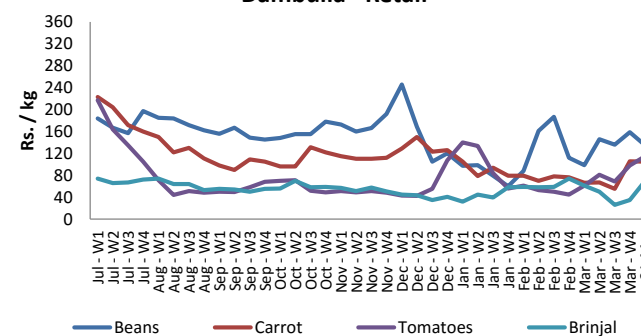
**Dambulla - Wholesale**



**Pettah - Retail**



**Dambulla - Retail**



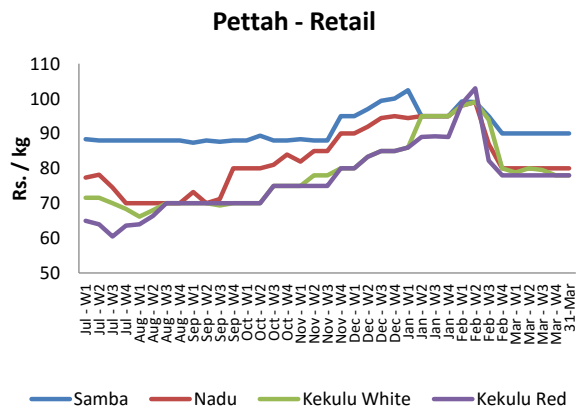
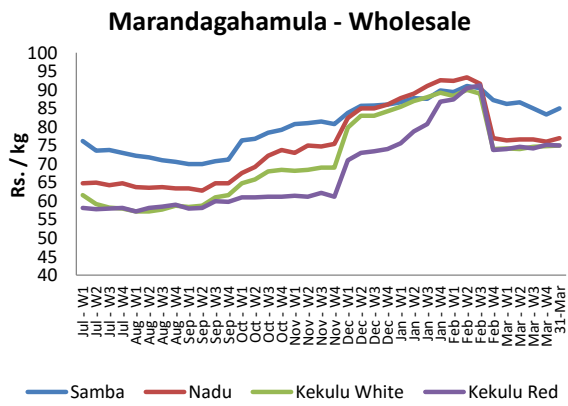
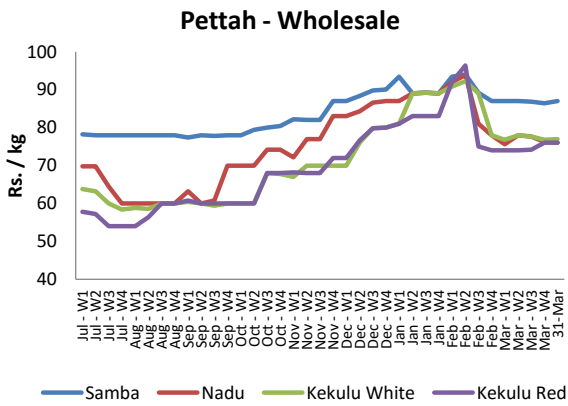
## Wholesale and Retail Prices of Selected Food Commodities



### Rice

Item	Unit	Pettah				Marandagahamula	
		Wholesale		Retail		Wholesale	
		Previous 5 Days Average	31-Mar	Previous 5 Days Average	31-Mar	Previous 5 Days Average	31-Mar
Samba	Rs./Kg	87.00	87.00	90.00	90.00	84.00	85.00
Nadu	Rs./Kg	76.00	76.00	80.00	80.00	76.00	77.00
Kekulu White	Rs./Kg	77.00	77.00	78.00	78.00	75.00	75.00
Kekulu Red	Rs./Kg	76.00	76.00	78.00	78.00	76.00	75.00

- Price increased by more than 5% compared to previous week average price.
- Price decreased by more than 5% compared to previous week average price.



## Wholesale and Retail Prices of Selected Food Commodities

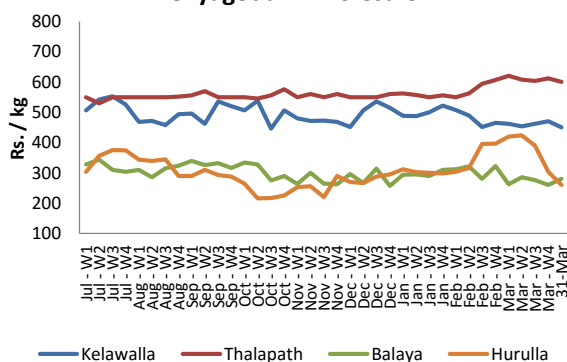


### Fish

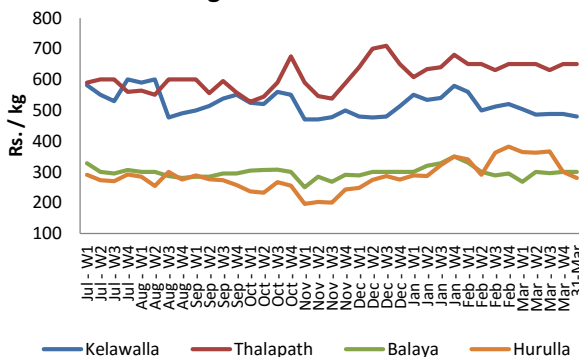
Item	Unit	Peliyagoda Fish Market				Negombo Fish Market			
		Wholesale		Retail		Wholesale		Retail	
		Previous 5 Days Average	31-Mar	Previous 5 Days Average	31-Mar	Previous 5 Days Average	31-Mar	Previous 5 Days Average	31-Mar
Kelawalla	Rs./Kg	468.00	450.00	712.00	680.00	488.00	480.00	660.00	650.00
Thalapath	Rs./Kg	604.00	600.00	760.00	760.00	650.00	650.00	800.00	800.00
Balaya	Rs./Kg	264.00	280.00	364.00	380.00	306.00	300.00	452.00	450.00
Paraw	Rs./Kg	448.00	430.00	720.00	760.00	440.00	400.00	610.00	600.00
Salaya	Rs./Kg	80.00	70.00	132.00	140.00	112.00	120.00	162.00	170.00
Hurulla	Rs./Kg	282.00	260.00	382.00	360.00	266.00	280.00	338.00	350.00

- Price increased by more than 5% compared to previous week average price.
- Price decreased by more than 5% compared to previous week average price.

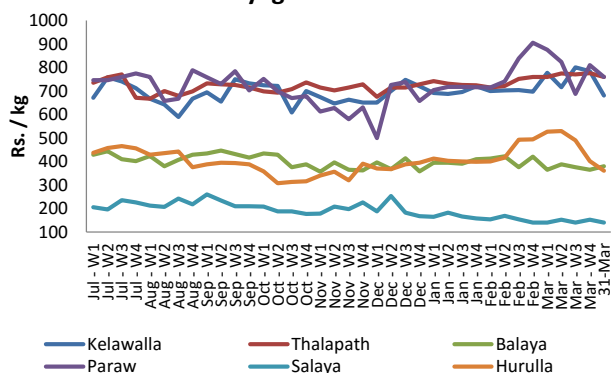
**Peliyagoda - Wholesale**



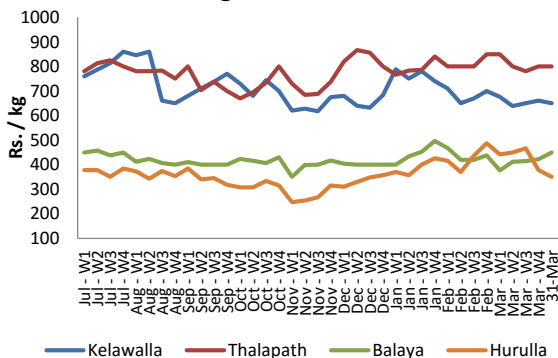
**Negombo - Wholesale**



**Peliyagoda - Retail**



**Negombo - Retail**



## Wholesale and Retail Prices of Selected Food Commodities



### Fruits

Item	Unit	Pettah			
		Wholesale		Retail	
		Previous 5 Days Average	31-Mar	Previous 5 Days Average	31-Mar
Banana (Sour)	Rs./Kg	89.00	95.00	122.00	130.00
Papaw	Rs./Kg	86.00	80.00	112.00	100.00
Pineapple	Rs./Kg	230.00	230.00	290.00	290.00

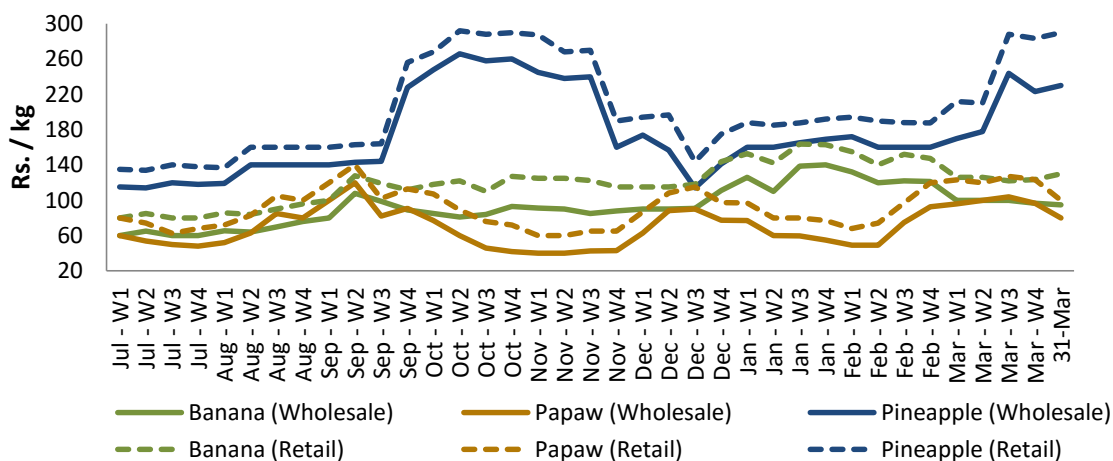


Price increased by more than 5% compared to previous week average price.



Price decreased by more than 5% compared to previous week average price.

**Pettah - Wholesale and Retail**



## Wholesale and Retail Prices of Selected Food Commodities



### Other

Item	Unit	Pettah				Dambulla			
		Wholesale		Retail		Wholesale		Retail	
		Previous 5 Days Average	31-Mar	Previous 5 Days Average	31-Mar	Previous 5 Days Average	31-Mar	Previous 5 Days Average	31-Mar
Red-Onions (local)	Rs./Kg	125.00	125.00	150.00	150.00	102.00	98.00	122.00	113.00
Red-Onions (Imp)	Rs./Kg	125.00	n.a.	150.00	n.a.	82.00	n.a.	98.00	n.a.
Big-Onions (local)	Rs./Kg	n.a.	n.a.	n.a.	n.a.	n.a.	n.a.	n.a.	n.a.
Big-Onions (Imp)	Rs./Kg	74.00	74.00	88.00	90.00	74.00	73.00	90.00	85.00
Potatoes (local)	Rs./Kg	100.00	110.00	120.00	135.00	104.00	n.a.	121.00	n.a.
Potatoes (Imp)	Rs./Kg	77.00	80.00	90.00	95.00				
Dried Chillies (Imp)	Rs./Kg	170.00	170.00	230.00	230.00	191.00	178.00	212.00	188.00
Coconut	Rs./Nut	61.00	61.00	75.00	75.00	58.00	58.00	67.00	68.00
Coconut oil	Rs./Ltr	340.00	340.00	360.00	360.00				
Dhal	Rs./Kg	138.00	138.00	155.00	155.00				
Sugar	Rs./Kg	101.00	104.00	107.00	110.00				
Eggs	Rs./Each	13.00	13.00	14.00	14.00				
Katta	Rs./Kg	775.00	775.00	825.00	825.00				
Sprats	Rs./Kg	450.00	450.00	500.00	500.00				

- Price increased by more than 5% compared to previous week average price.
- Price decreased by more than 5% compared to previous week average price.

