

Weekly Summary of Price Developments (From 22 May 2017 to 26 May 2017)



Vegetables

- Prices of vegetables exhibited mixed movements during the week.
- The price movements indicated an increasing trend based on current market developments.



Rice

- Retail price of Samba, Nadu and Kekulu (Red) recorded a significant increase in the Pettah market exceeding the control price imposed with effect from 17th February 2017.



Fish

- Adverse weather conditions prevailing in the country have constrained the fishing activities particularly in areas of Southern and Western coasts.



Fruits

- Prices of fruits remained at levels during the week with marginal movements.



Other

- Prices of Red-Onions (local) increased in both Dambulla and Pettah markets.
 - Prices of Eggs decreased by one Rupee in the Pettah market due to improved supply conditions.
-

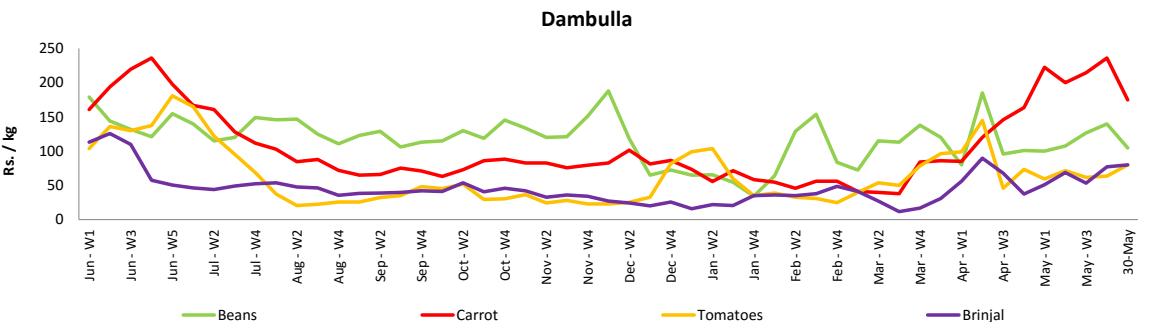
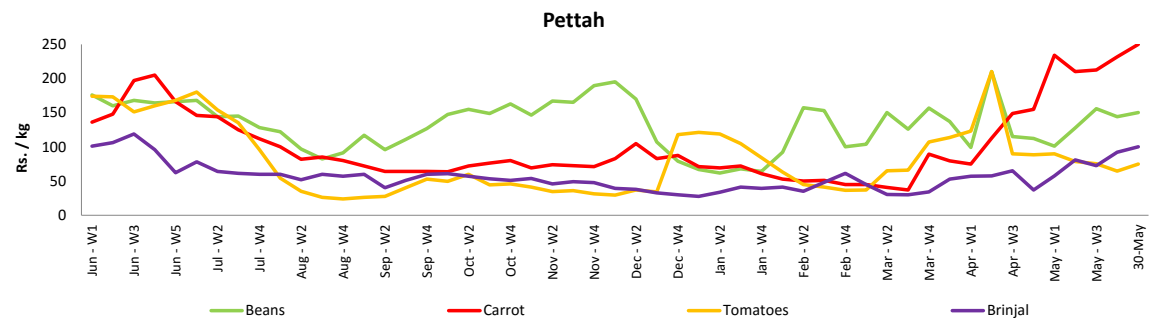
Wholesale and Retail Prices of Selected Food Commodities - 2017/05/30

Vegetables

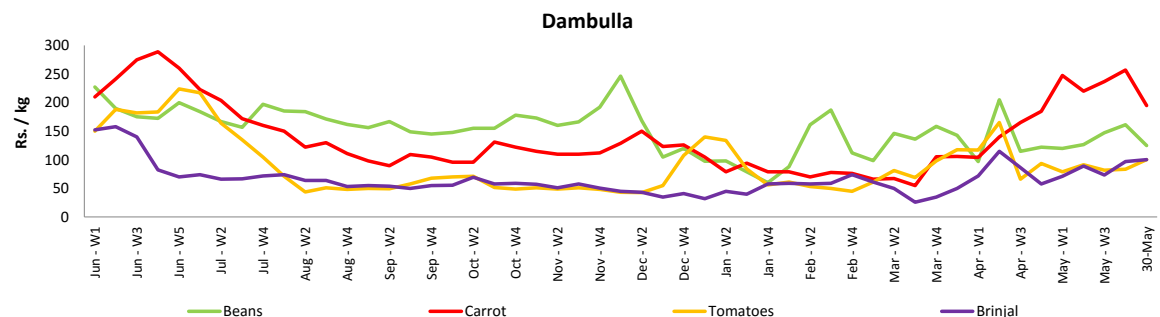
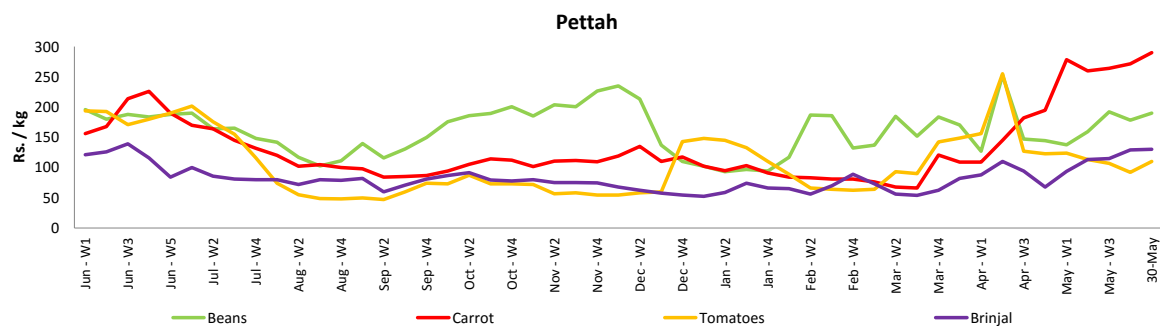
Item	Unit	Wholesale				Retail			
		Pettah		Dambulla		Pettah		Dambulla	
		Previous 5 Days Average	Today	Previous 5 Days Average	Today	Previous 5 Days Average	Today	Previous 5 Days Average	Today
Beans	Rs./Kg	142.00	150.00	140.00	105.00	177.00	190.00	161.00	125.00
Carrot	Rs./Kg	223.00	250.00	236.00	175.00	266.00	290.00	257.00	195.00
Cabbage	Rs./Kg	122.00	140.00	104.00	115.00	170.00	190.00	125.00	135.00
Tomatoes	Rs./Kg	68.00	75.00	71.00	80.00	96.00	110.00	91.00	100.00
Brinjal	Rs./Kg	102.00	100.00	85.00	80.00	135.00	130.00	105.00	100.00
Pumpkin	Rs./Kg	56.00	70.00	56.00	60.00	85.00	90.00	76.00	80.00
Snake gourd	Rs./Kg	125.00	120.00	97.00	105.00	166.00	160.00	117.00	125.00

- Price increased by more than 5% compared to previous week average price.
- Price decreased by more than 5% compared to previous week average price.

Wholesale Prices



Retail Prices



Wholesale and Retail Prices of Selected Food Commodities - 2017/05/30

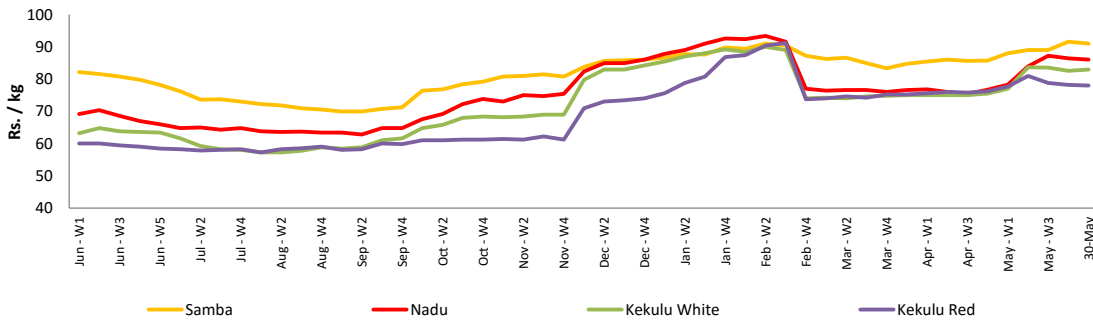
Rice

Item	Unit	Wholesale				Retail	
		Maradaghamula		Pettah		Pettah	
		Previous 5 Days Average	Today	Previous 5 Days Average	Today	Previous 5 Days Average	Today
Samba	Rs./Kg	91.00	91.00	91.00	93.00	96.00	98.00
Nadu	Rs./Kg	86.00	86.00	83.00	83.00	88.00	88.00
Kekulu White	Rs./Kg	82.00	83.00	81.00	83.00	86.00	88.00
Kekulu Red	Rs./Kg	78.00	78.00	81.00	78.00	86.00	85.00

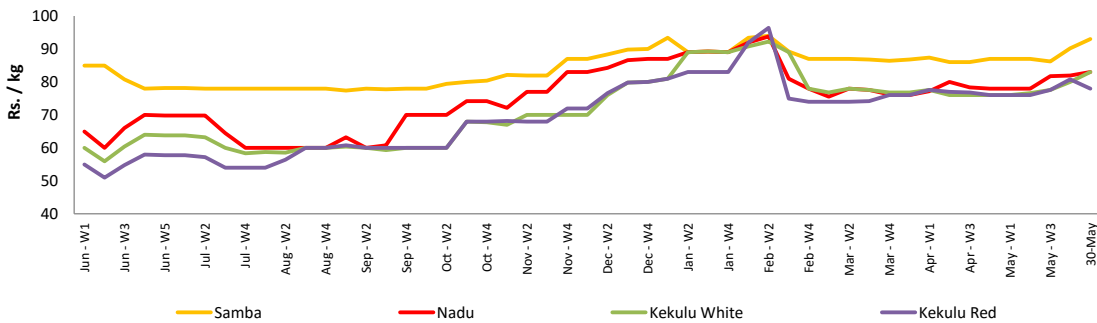
- Price increased by more than 5% compared to previous week average price.
- Price decreased by more than 5% compared to previous week average price.

Wholesale Prices

Marandaghamula

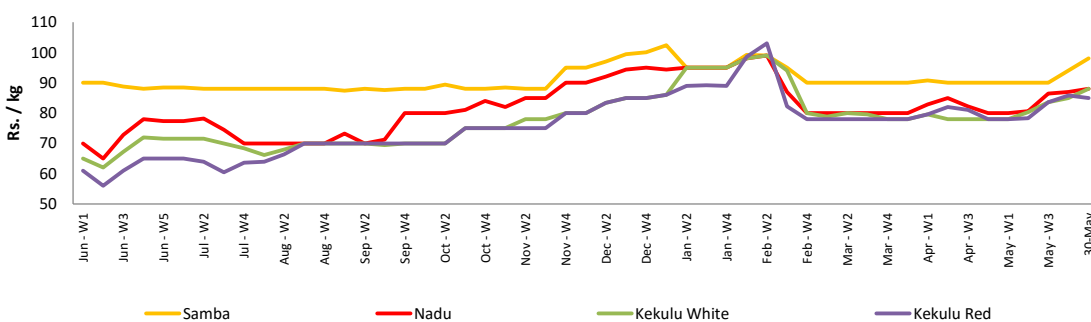


Pettah



Retail Prices

Pettah



Wholesale and Retail Prices of Selected Food Commodities - 2017/05/30

Fish

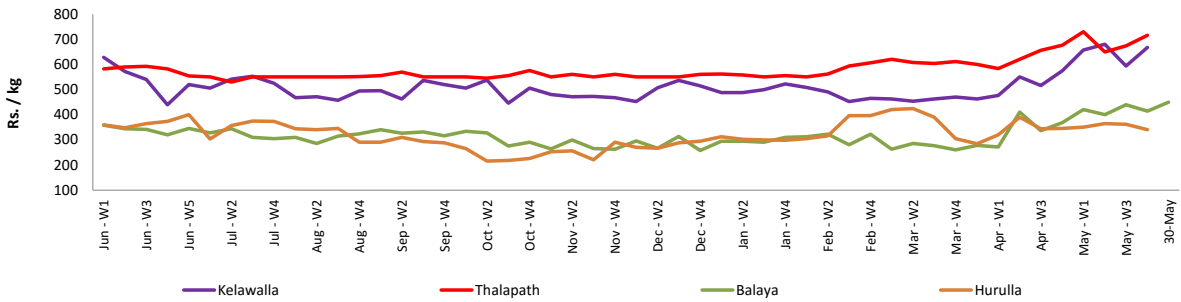
Item	Unit	Wholesale				Retail			
		Peliyagoda		Negombo		Peliyagoda		Negombo	
		Previous 5 Days Average	Today	Previous 5 Days Average	Today	Previous 5 Days Average	Today	Previous 5 Days Average	Today
Kelawalla	Rs./Kg	685.00	n.a.	620.00		967.00	n.a.	850.00	
Thalapath	Rs./Kg	733.00	n.a.	800.00		955.00	n.a.	1050.00	
Balaya	Rs./Kg	414.00	450.00	370.00	Market did not	518.00	550.00	524.00	Market did not
Paraw	Rs./Kg	558.00	n.a.	550.00	operate	915.00	n.a.	750.00	operate
Salaya	Rs./Kg	156.00	180.00	154.00		232.00	260.00	216.00	
Hurulla	Rs./Kg	338.00	n.a.	390.00		443.00	n.a.	486.00	

* Restricted activities reported from Peliyagoda market.

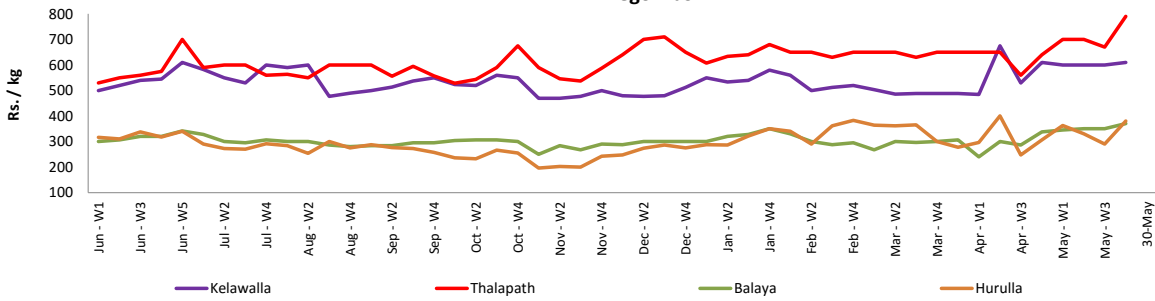
- Price increased by more than 5% compared to previous week average price.
- Price decreased by more than 5% compared to previous week average price.

Wholesale Prices

Peliyagoda

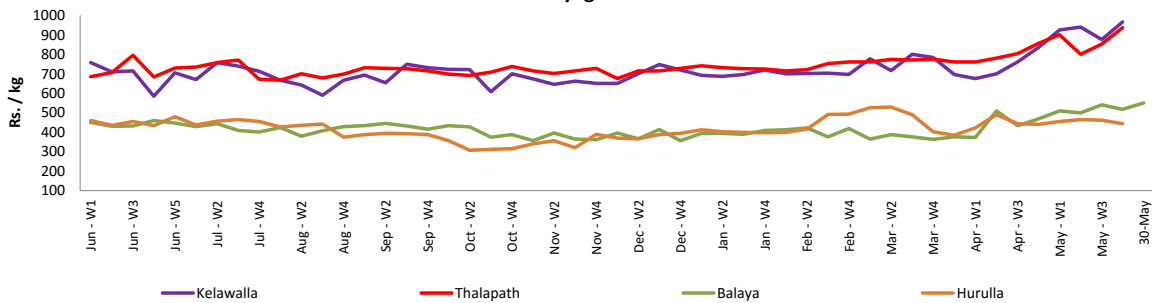


Negombo

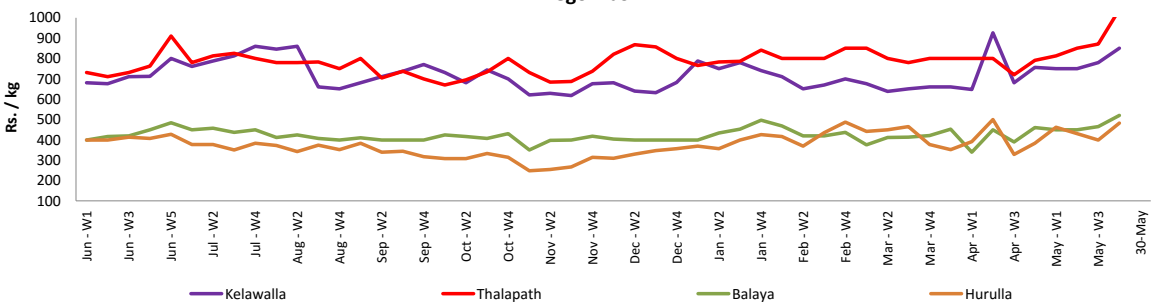


Retail Prices

Peliyagoda



Negombo



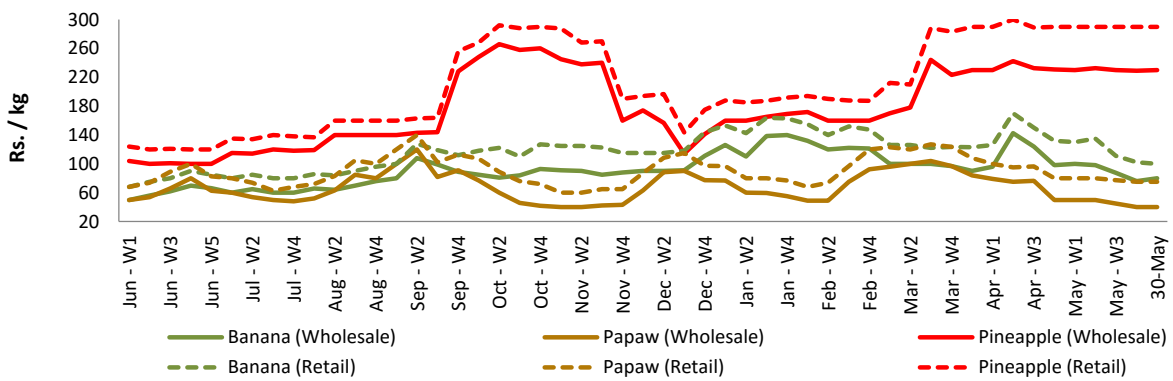
Wholesale and Retail Prices of Selected Food Commodities - 2017/05/30

Fruits

Item	Unit	Wholesale		Retail	
		Pettah			
		Previous 5 Days Average	Today	Previous 5 Days Average	Today
Banana (Sour)	Rs./Kg	77.00	80.00	102.00	100.00
Papaw	Rs./Kg	40.00	40.00	75.00	75.00
Pineapple	Rs./Kg	229.00	230.00	290.00	290.00

- Price increased by more than 5% compared to previous week average price.
- Price decreased by more than 5% compared to previous week average price.

Wholesale & Retail - Pettah



Wholesale and Retail Prices of Selected Food Commodities - 2017/05/30

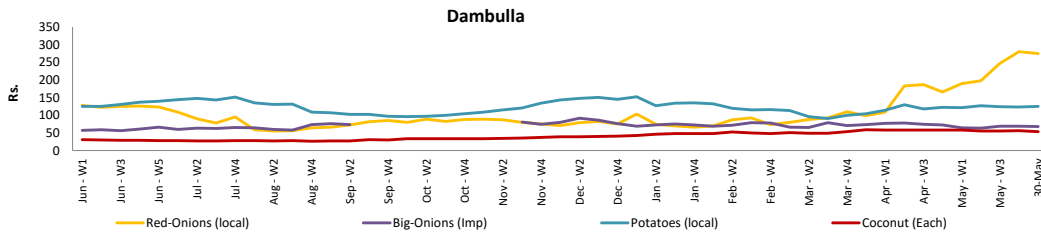
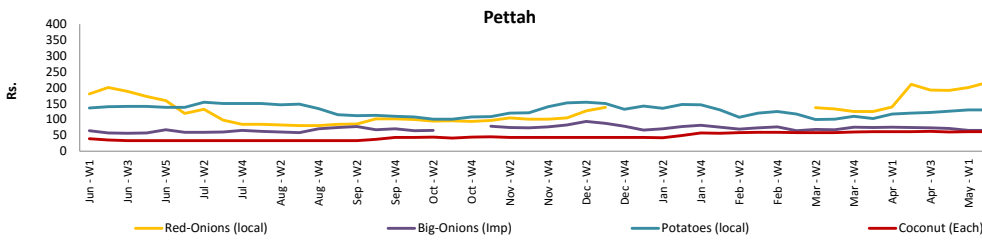
Other

Item	Unit	Wholesale				Retail			
		Pettah		Dambulla		Pettah		Dambulla	
		Previous 5 Days	Today	Previous 5 Days	Today	Previous 5 Days	Today	Previous 5 Days	Today
		Average		Average		Average		Average	
Red-Onions (local)	Rs./Kg	304.00	360.00	278.00	275.00	352.00	400.00	295.00	288.00
Red-Onions (Imp)	Rs./Kg	280.00	n.a.	270.00	265.00	300.00	n.a.	290.00	278.00
Big-Onions (local)	Rs./Kg	n.a.	n.a.	n.a.	n.a.	n.a.	n.a.	n.a.	n.a.
Big-Onions (Imp)	Rs./Kg	66.00	70.00	68.00	68.00	81.00	85.00	80.00	78.00
Potatoes (local)	Rs./Kg	130.00	130.00	123.00	125.00	160.00	160.00	138.00	138.00
Potatoes (Imp)	Rs./Kg	90.00	90.00			115.00	115.00		
Dried Chillies (Imp)	Rs./Kg	151.00	155.00	160.00	155.00	190.00	190.00	172.00	168.00
Coconut	Rs./Nut	61.00	61.00	55.00	53.00	75.00	75.00	65.00	63.00
Coconut oil	Rs./Ltr	360.00	360.00			380.00	380.00		
Dhal	Rs./Kg	139.00	138.00			155.00	155.00		
Sugar	Rs./Kg	98.00	98.00			105.00	105.00		
Eggs	Rs./Each	9.00	9.00			10.00	10.00		
Katta	Rs./Kg	800.00	800.00			850.00	850.00		
Sprats	Rs./Kg	500.00	500.00			550.00	550.00		

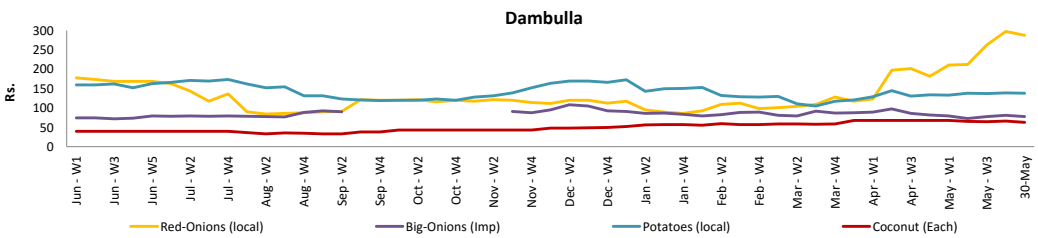
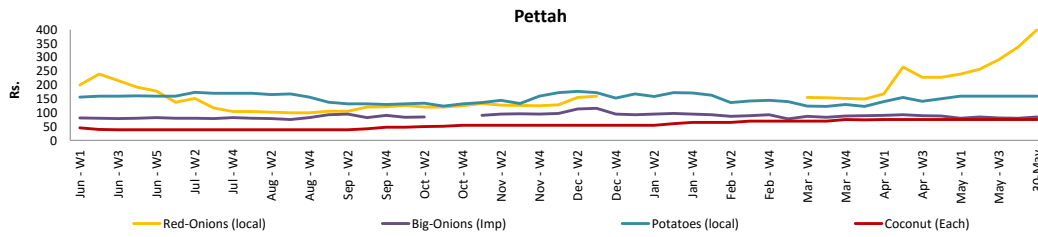
Price increased by more than 5% compared to previous week average price.

Price decreased by more than 5% compared to previous week average price.

Wholesale Prices



Retail Prices



* Prices of food commodities may vary due to quality and markets among other factors.