

Weekly Summary of Price Developments (From 22 May 2017 to 26 May 2017)



Vegetables

- Prices of vegetables exhibited a mixed movements during the week.
- The price movements favour an increasing trend based on current market developments.



Rice

- Retail price of Samba, Nadu and Kekulu (Red) recorded a significant increase in the Pettah market exceeding the control price imposed on 17th February 2017.



Fish

- Adverse weather condition prevailing in the country has constrained the fishing activities particularly in areas of southern and western coasts.



Fruits

- Prices of fruits remained at levels during the week with marginal movements.



Other

- Prices of Red-Onions (Local) increased in both markets.
 - Prices of Eggs decreased by one rupee in the Pettah market due to favourable supply conditions.
-

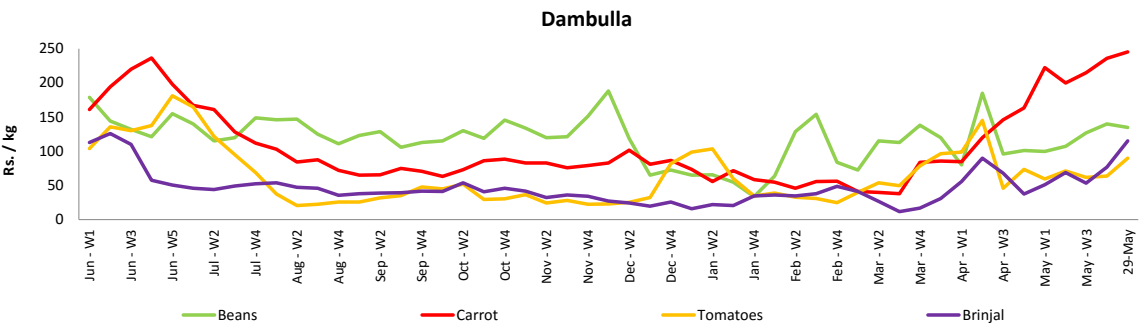
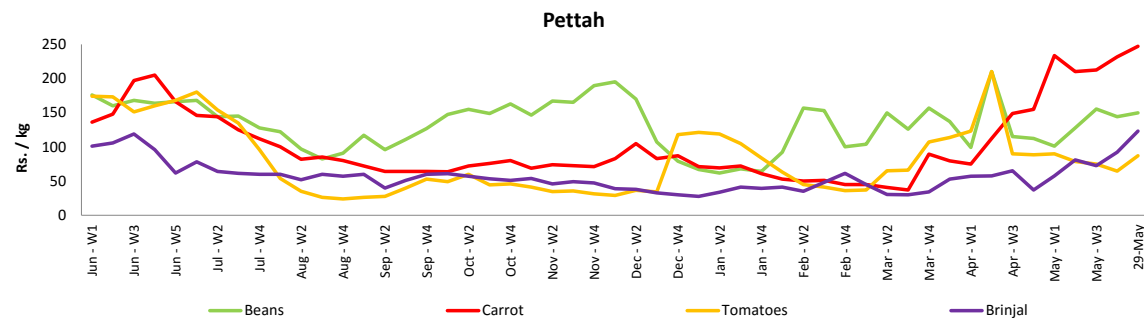
Wholesale and Retail Prices of Selected Food Commodities - 2017/05/29

Vegetables

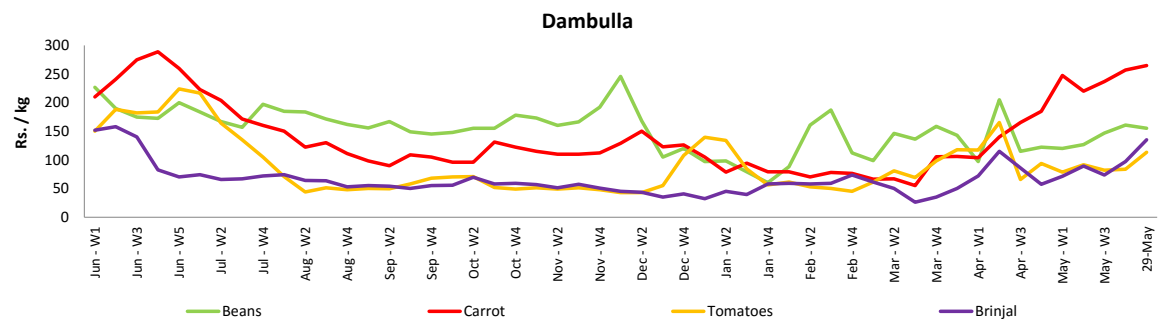
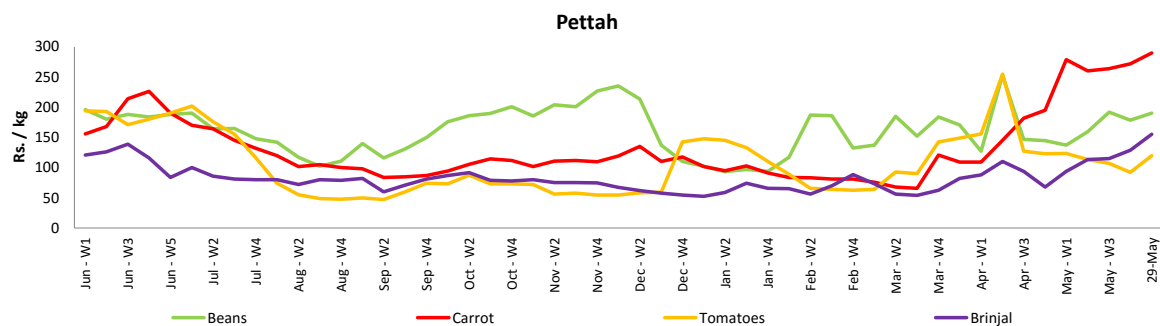
Item	Unit	Wholesale				Retail			
		Pettah		Dambulla		Pettah		Dambulla	
		Previous 5 Days Average	Today	Previous 5 Days Average	Today	Previous 5 Days Average	Today	Previous 5 Days Average	Today
Beans	Rs./Kg	144.00	150.00	140.00	135.00	178.00	190.00	161.00	155.00
Carrot	Rs./Kg	232.00	247.00	236.00	245.00	272.00	290.00	257.00	265.00
Cabbage	Rs./Kg	117.00	133.00	104.00	98.00	161.00	195.00	125.00	118.00
Tomatoes	Rs./Kg	65.00	87.00	64.00	90.00	92.00	120.00	84.00	113.00
Brinjal	Rs./Kg	92.00	123.00	77.00	115.00	129.00	155.00	97.00	135.00
Pumpkin	Rs./Kg	53.00	66.00	53.00	63.00	82.00	93.00	73.00	83.00
Snake gourd	Rs./Kg	128.00	123.00	101.00	85.00	168.00	160.00	121.00	105.00

- Price increased by more than 5% compared to previous week average price.
- Price decreased by more than 5% compared to previous week average price.

Wholesale Prices



Retail Prices



Wholesale and Retail Prices of Selected Food Commodities - 2017/05/29

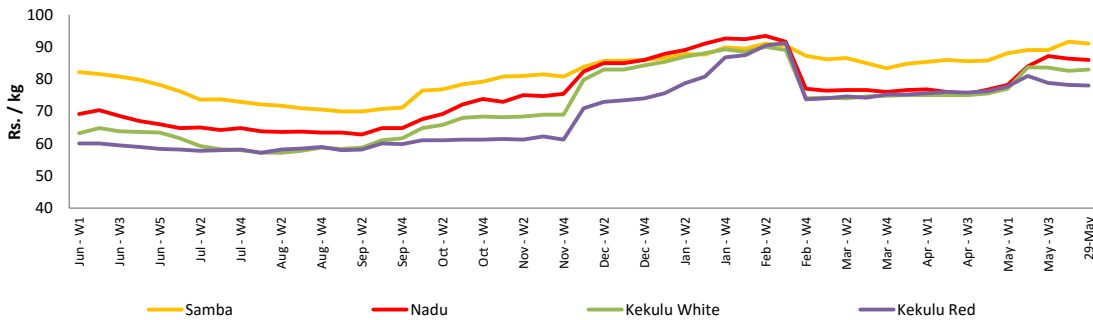
Rice

Item	Unit	Wholesale				Retail	
		Maradaghamula		Pettah		Pettah	
		Previous 5 Days Average		Previous 5 Days Average		Previous 5 Days Average	
		Average	Today	Average	Today	Average	Today
Samba	Rs./Kg	92.00	91.00	90.00	93.00	94.00	98.00
Nadu	Rs./Kg	86.00	86.00	82.00	83.00	87.00	88.00
Kekulu White	Rs./Kg	83.00	83.00	80.00	83.00	85.00	88.00
Kekulu Red	Rs./Kg	78.00	78.00	81.00	78.00	86.00	85.00

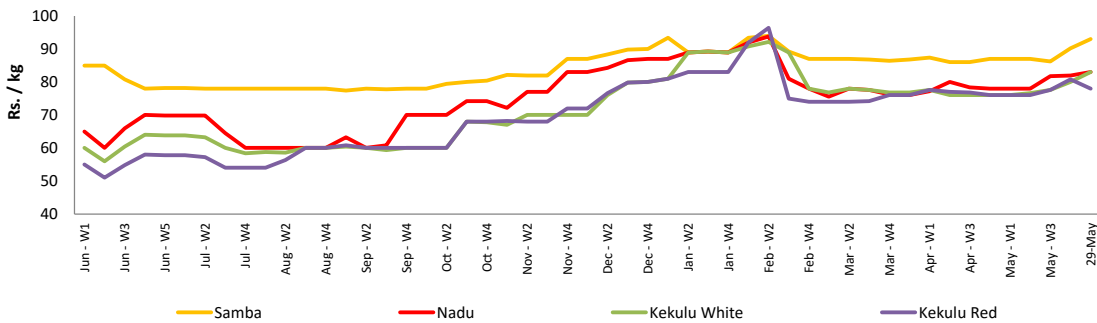
- Price increased by more than 5% compared to previous week average price.
- Price decreased by more than 5% compared to previous week average price.

Wholesale Prices

Marandaghamula

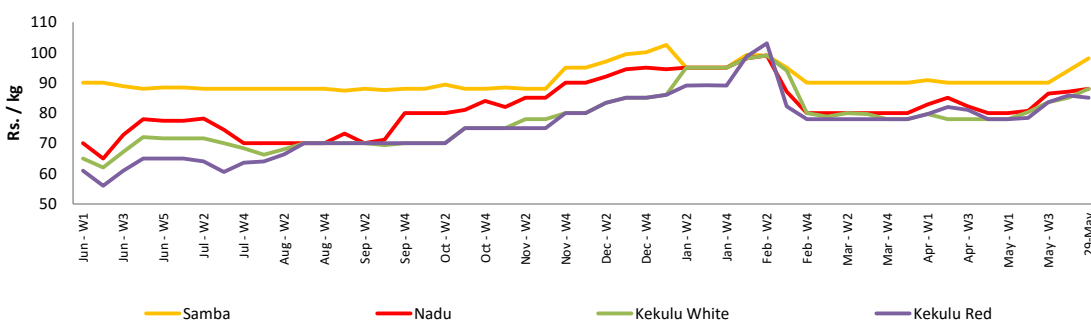


Pettah



Retail Prices

Pettah



Wholesale and Retail Prices of Selected Food Commodities - 2017/05/29

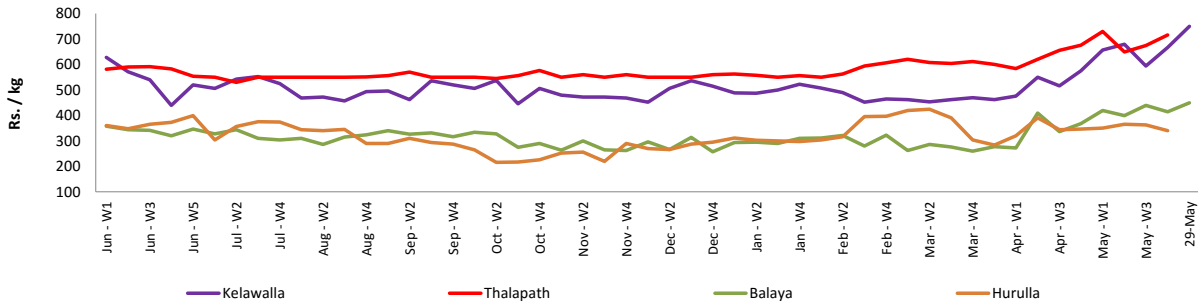
Fish

Item	Unit	Wholesale				Retail			
		Peliyagoda		Negombo		Peliyagoda		Negombo	
		Previous 5 Days Average	Today	Previous 5 Days Average	Today	Previous 5 Days Average	Today	Previous 5 Days Average	Today
Kelawalla	Rs./Kg	668.00	750.00	610.00	650.00	967.00	n.a.	850.00	850.00
Thalapath	Rs./Kg	716.00	n.a.	790.00	800.00	936.00	n.a.	1040.00	1050.00
Balaya	Rs./Kg	414.00	450.00	370.00	350.00	518.00	550.00	520.00	520.00
Paraw	Rs./Kg	556.00	n.a.	550.00	550.00	912.00	n.a.	750.00	750.00
Salaya	Rs./Kg	150.00	180.00	156.00	160.00	226.00	260.00	222.00	220.00
Hurulla	Rs./Kg	340.00	n.a.	380.00	400.00	444.00	n.a.	482.00	500.00

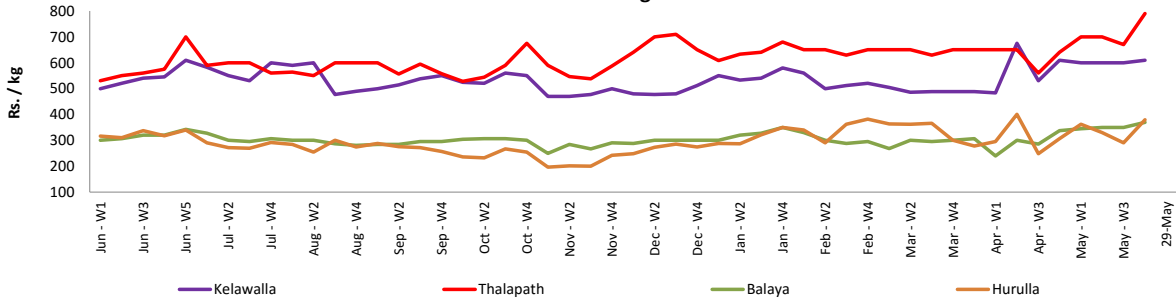
- Price increased by more than 5% compared to previous week average price.
- Price decreased by more than 5% compared to previous week average price.

Wholesale Prices

Peliyagoda

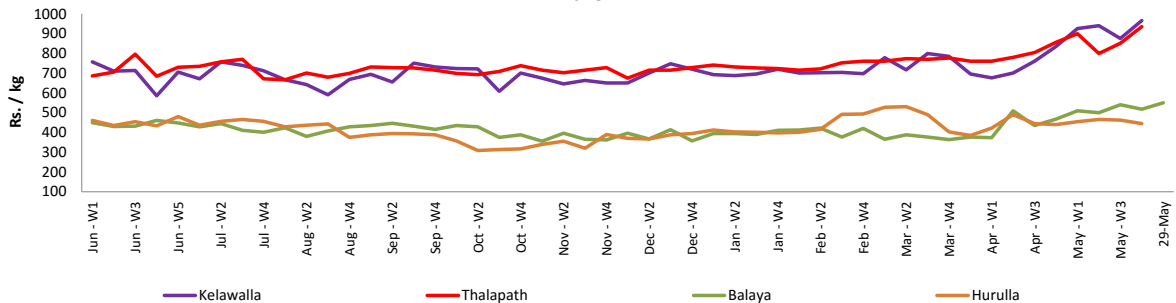


Negombo

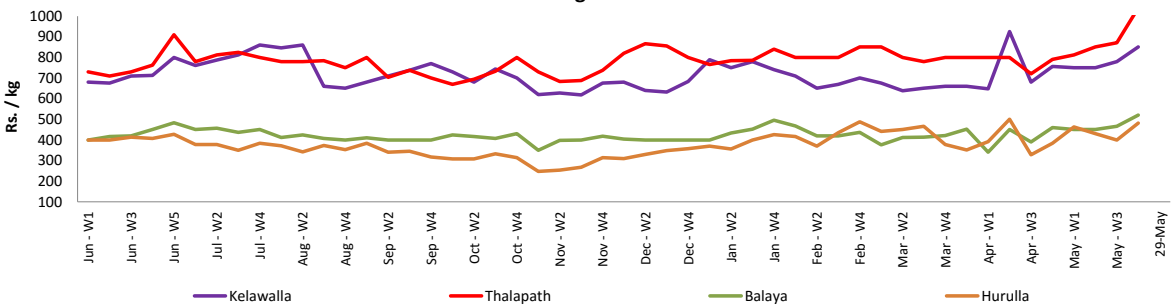


Retail Prices

Peliyagoda



Negombo



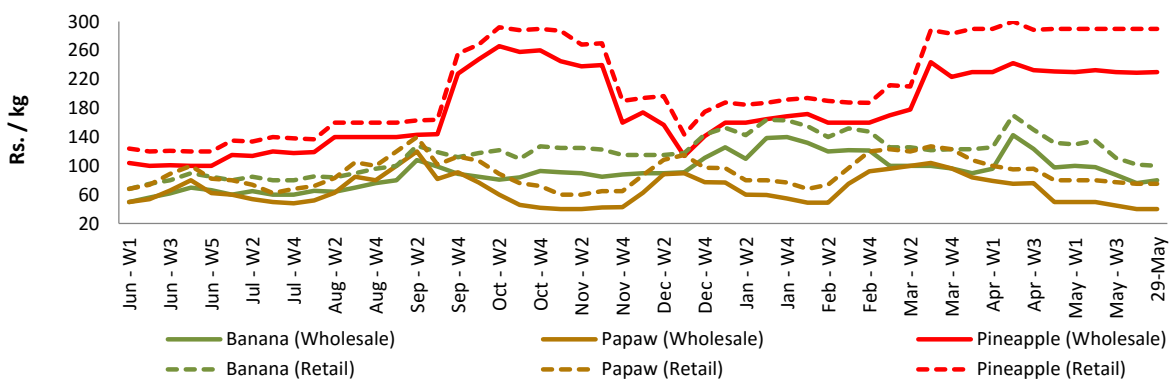
Wholesale and Retail Prices of Selected Food Commodities - 2017/05/29

Fruits

Item	Unit	Wholesale		Retail	
		Pettah			
		Previous 5 Days Average	Today	Previous 5 Days Average	Today
Banana (Sour)	Rs./Kg	76.00	80.00	102.00	100.00
Papaw	Rs./Kg	40.00	40.00	75.00	75.00
Pineapple	Rs./Kg	229.00	230.00	290.00	290.00

- Price increased by more than 5% compared to previous week average price.
- Price decreased by more than 5% compared to previous week average price.

Wholesale & Retail - Pettah



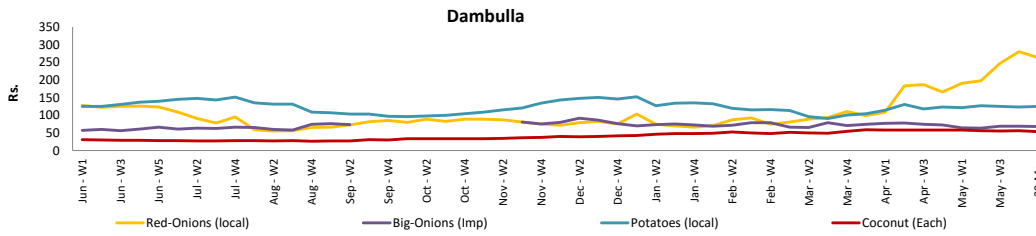
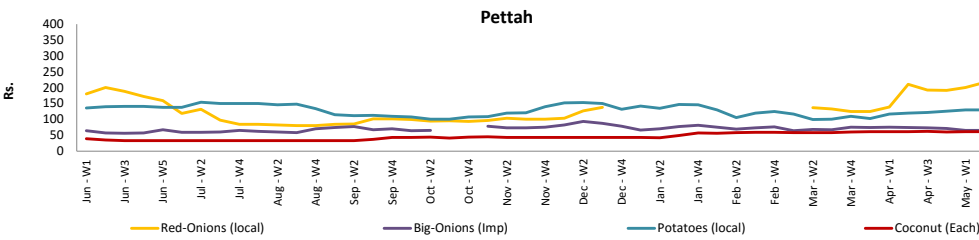
Wholesale and Retail Prices of Selected Food Commodities - 2017/05/29

Other

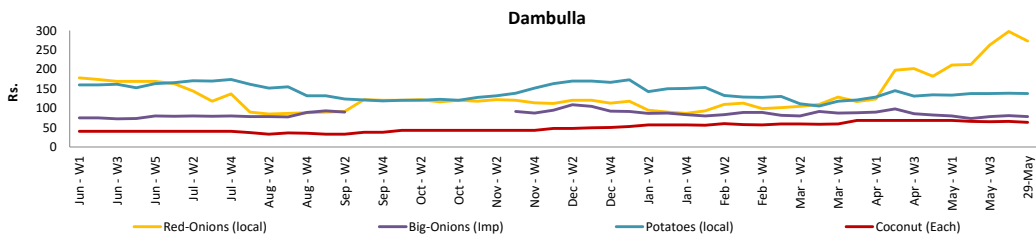
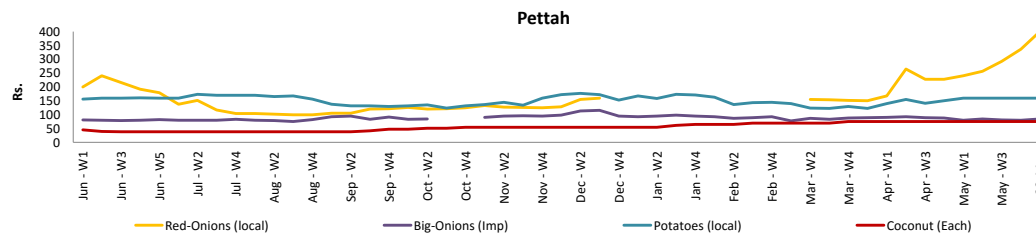
Item	Unit	Wholesale				Retail			
		Pettah		Dambulla		Pettah		Dambulla	
		Previous 5 Days Average	Today	Previous 5 Days Average	Today	Previous 5 Days Average	Today	Previous 5 Days Average	Today
Red-Onions (local)	Rs./Kg	288.00	360.00	280.00	263.00	336.00	400.00	298.00	273.00
Red-Onions (Imp)	Rs./Kg	280.00	n.a.	270.00	n.a.	300.00	n.a.	290.00	n.a.
Big-Onions (local)	Rs./Kg	n.a.	n.a.	n.a.	n.a.	n.a.	n.a.	n.a.	n.a.
Big-Onions (Imp)	Rs./Kg	65.00	70.00	69.00	68.00	80.00	85.00	81.00	78.00
Potatoes (local)	Rs./Kg	130.00	130.00	123.00	125.00	160.00	160.00	139.00	138.00
Potatoes (Imp)	Rs./Kg	91.00	90.00			115.00	115.00		
Dried Chillies (Imp)	Rs./Kg	150.00	155.00	161.00	165.00	190.00	190.00	172.00	178.00
Coconut	Rs./Nut	61.00	61.00	56.00	53.00	75.00	75.00	66.00	63.00
Coconut oil	Rs./Ltr	360.00	360.00			380.00	380.00		
Dhal	Rs./Kg	139.00	138.00			155.00	155.00		
Sugar	Rs./Kg	98.00	98.00			105.00	105.00		
Eggs	Rs./Each	9.00	9.00			10.00	10.00		
Katta	Rs./Kg	800.00	800.00			850.00	850.00		
Sprats	Rs./Kg	500.00	500.00			550.00	550.00		

- Price increased by more than 5% compared to previous week average price.
- Price decreased by more than 5% compared to previous week average price.

Wholesale Prices



Retail Prices



* Prices of food commodities may vary due to quality and markets among other factors.