

## Wholesale and Retail Prices of Selected Food Commodities

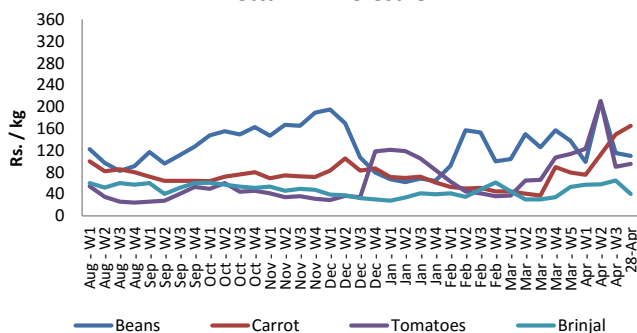


### Vegetables

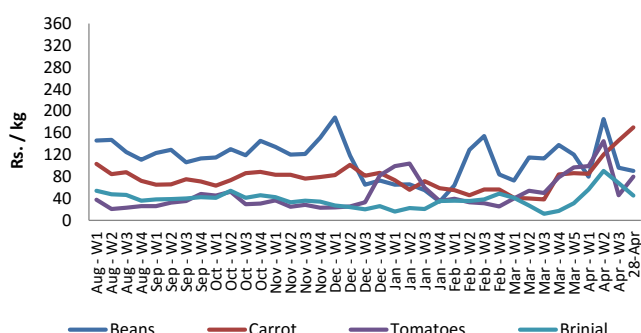
Item	Unit	Pettah				Dambulla			
		Wholesale		Retail		Wholesale		Retail	
		Previous 5 Days Average	28-Apr	Previous 5 Days Average	28-Apr	Previous 5 Days Average	28-Apr	Previous 5 Days Average	28-Apr
Beans	Rs./Kg	112.40	110.00	142.00	150.00	110.00	90.00	130.00	115.00
Carrot	Rs./Kg	146.00	165.00	185.00	200.00	163.00	170.00	184.00	190.00
Cabbage	Rs./Kg	119.00	115.00	166.00	175.00	82.00	125.00	102.00	145.00
Tomatoes	Rs./Kg	90.00	95.00	124.00	135.00	70.00	80.00	90.00	100.00
Brinjal	Rs./Kg	40.00	40.00	70.00	75.00	36.00	45.00	56.00	65.00
Pumpkin	Rs./Kg	47.00	45.00	75.00	75.00	49.00	40.00	69.00	60.00
Snake gourd	Rs./Kg	89.00	90.00	119.00	110.00	57.00	75.00	77.00	95.00

- Price increased by more than 5% compared to previous week average price.
- Price decreased by more than 5% compared to previous week average price.

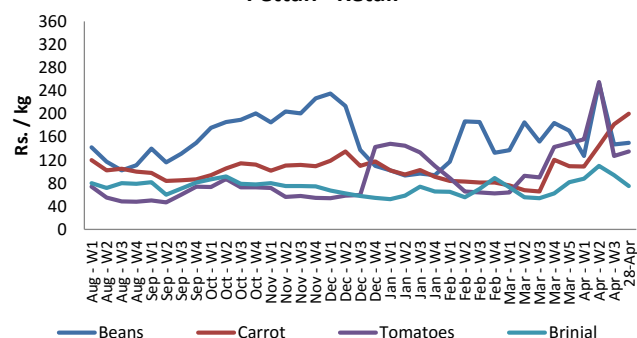
**Pettah - Wholesale**



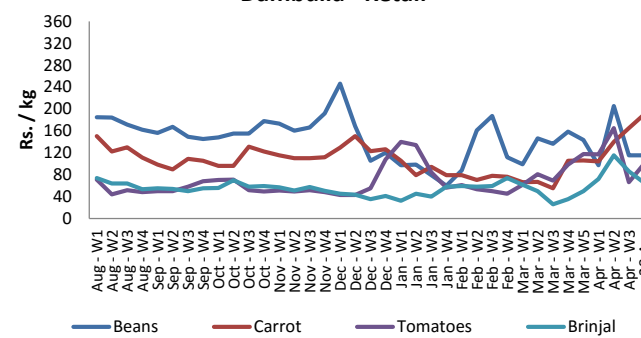
**Dambulla - Wholesale**



**Pettah - Retail**



**Dambulla - Retail**



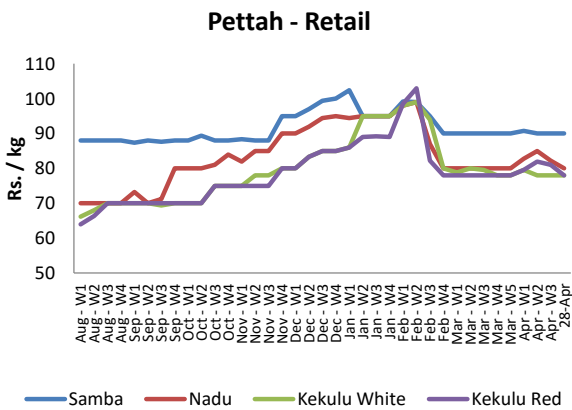
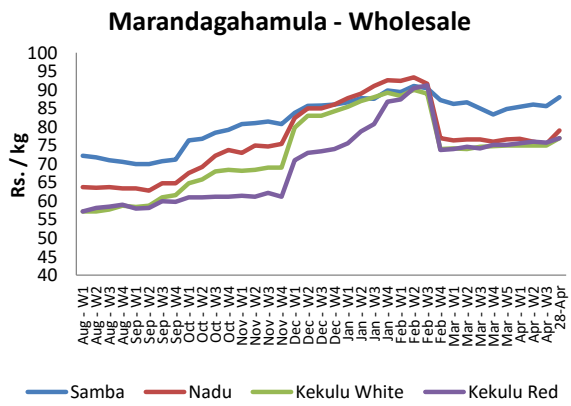
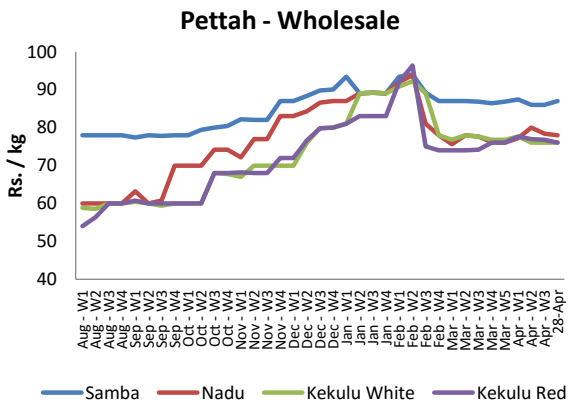
## Wholesale and Retail Prices of Selected Food Commodities



### Rice

Item	Unit	Pettah				Marandaghamula	
		Wholesale		Retail		Wholesale	
		Previous 5 Days Average	28-Apr	Previous 5 Days Average	28-Apr	Previous 5 Days Average	28-Apr
Samba	Rs./Kg	87.00	87.00	90.00	90.00	85.00	88.00
Nadu	Rs./Kg	78.00	78.00	80.00	80.00	76.00	79.00
Kekulu White	Rs./Kg	76.00	76.00	78.00	78.00	75.00	77.00
Kekulu Red	Rs./Kg	76.00	76.00	78.00	78.00	76.00	77.00

- Price increased by more than 5% compared to previous week average price.
- Price decreased by more than 5% compared to previous week average price.



## Wholesale and Retail Prices of Selected Food Commodities



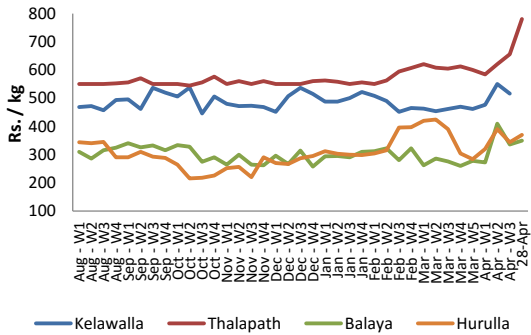
### Fish

Item	Unit	Peliyagoda Fish Market				Negombo Fish Market			
		Wholesale		Retail		Wholesale		Retail	
		Previous 5 Days Average	28-Apr	Previous 5 Days Average	28-Apr	Previous 5 Days Average	28-Apr	Previous 5 Days Average	28-Apr
Kelawalla	Rs./Kg	566.00	n.a.	824.00	n.a.	610.00	600.00	756.00	750.00
Thalapath	Rs./Kg	650.00	780.00	820.00	1000.00	630.00	650.00	780.00	800.00
Balaya	Rs./Kg	364.00	350.00	466.00	450.00	338.00	330.00	460.00	450.00
Paraw	Rs./Kg	640.00	700.00	732.00	780.00	500.00	500.00	650.00	650.00
Salaya	Rs./Kg	126.00	130.00	180.00	180.00	124.00	120.00	174.00	170.00
Hurulla	Rs./Kg	328.00	370.00	420.00	480.00	300.00	300.00	380.00	370.00

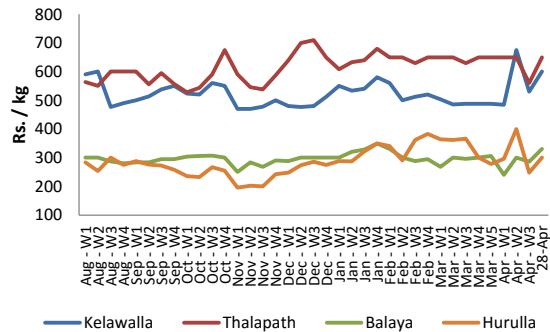
  Price increased by more than 5% compared to previous week average price.

  Price decreased by more than 5% compared to previous week average price.

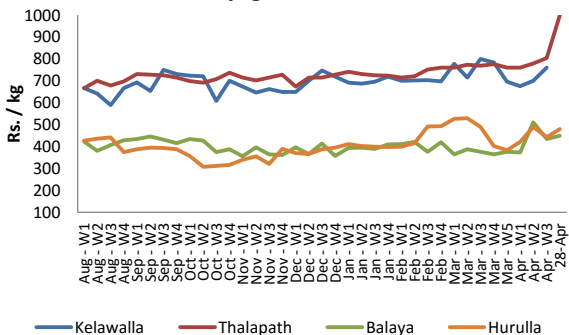
**Peliyagoda - Wholesale**



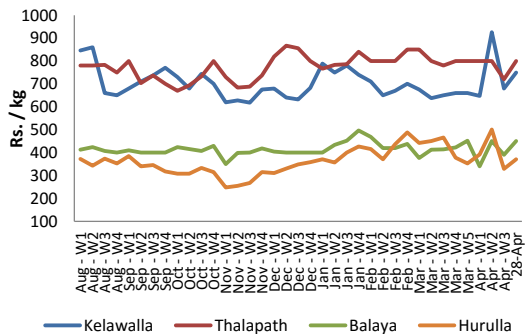
**Negombo - Wholesale**



**Peliyagoda - Retail**



**Negombo - Retail**



## Wholesale and Retail Prices of Selected Food Commodities

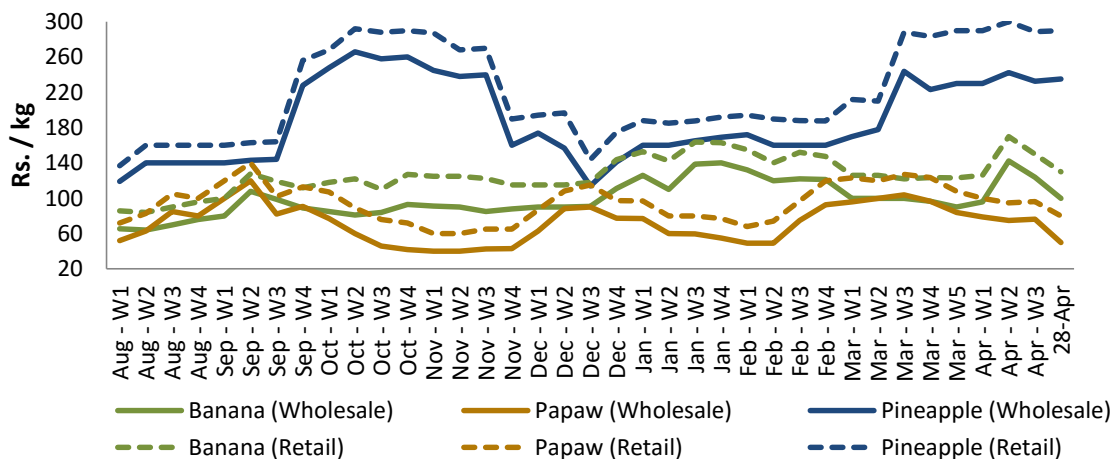


### Fruits

Item	Unit	Pettah			
		Wholesale		Retail	
		Previous 5 Days Average	28-Apr	Previous 5 Days Average	28-Apr
Banana (Sour)	Rs./Kg	102.00	100.00	134.00	130.00
Papaw	Rs./Kg	56.00	50.00	84.00	80.00
Pineapple	Rs./Kg	230.00	235.00	290.00	290.00

- Price increased by more than 5% compared to previous week average price.
- Price decreased by more than 5% compared to previous week average price.

**Pettah - Wholesale and Retail**



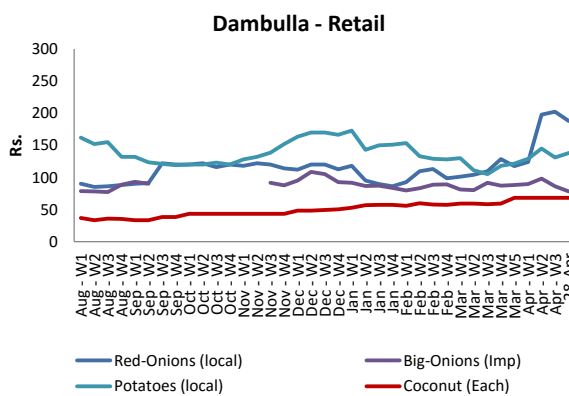
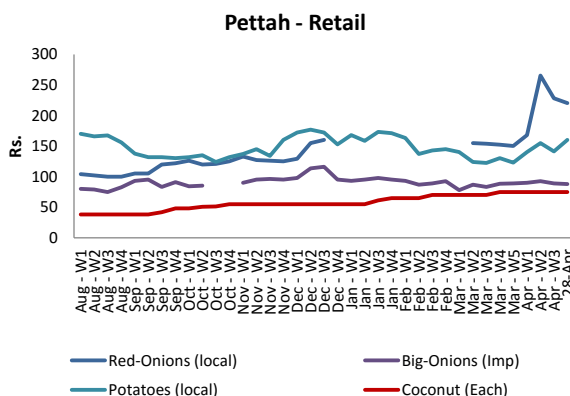
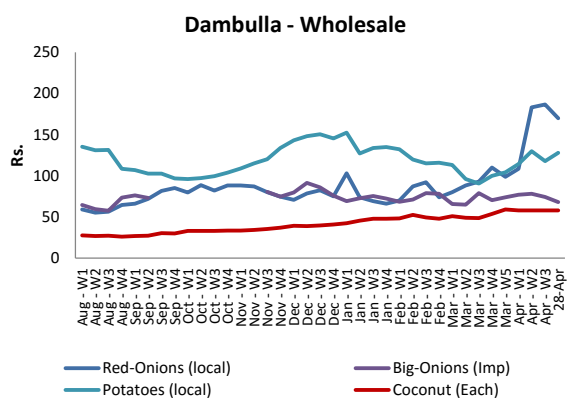
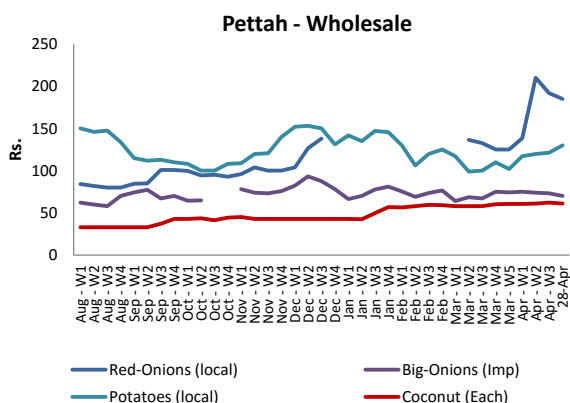
## Wholesale and Retail Prices of Selected Food Commodities



### Other

Item	Unit	Pettah				Dambulla			
		Wholesale		Retail		Wholesale		Retail	
		Previous 5 Days Average	28-Apr	Previous 5 Days Average	28-Apr	Previous 5 Days Average	28-Apr	Previous 5 Days Average	28-Apr
Red-Onions (local)	Rs./Kg	194.00	185.00	232.00	220.00	171.00	170.00	187.00	188.00
Red-Onions (Imp)	Rs./Kg	200.00	200.00	240.00	240.00	185.00	185.00	205.00	198.00
Big-Onions (local)	Rs./Kg	n.a.	n.a.	n.a.	n.a.	n.a.	n.a.	n.a.	n.a.
Big-Onions (Imp)	Rs./Kg	71.00	70.00	89.00	88.00	73.00	68.00	83.00	78.00
Potatoes (local)	Rs./Kg	124.00	130.00	147.00	160.00	120.00	128.00	132.00	138.00
Potatoes (Imp)	Rs./Kg	89.00	90.00	110.00	110.00				
Dried Chillies (Imp)	Rs./Kg	167.00	168.00	222.00	225.00	175.00	185.00	189.00	198.00
Coconut	Rs./Nut	61.00	61.00	75.00	75.00	58.00	58.00	68.00	68.00
Coconut oil	Rs./Ltr	340.00	340.00	360.00	360.00				
Dhal	Rs./Kg	137.00	135.00	156.00	155.00				
Sugar	Rs./Kg	100.00	100.00	108.00	108.00				
Eggs	Rs./Each	12.00	12.00	13.00	13.00				
Katta	Rs./Kg	800.00	800.00	850.00	850.00				
Sprats	Rs./Kg	451.00	450.00	502.00	500.00				

- Price increased by more than 5% compared to previous week average price.
- Price decreased by more than 5% compared to previous week average price.



\* Prices of food commodities may vary due to quality and markets among other factors.