

## Wholesale and Retail Prices of Selected Food Commodities

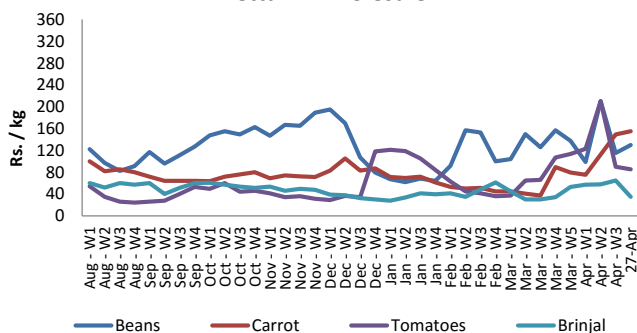


### Vegetables

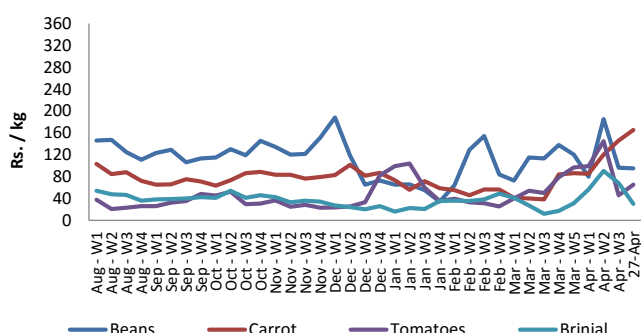
Item	Unit	Pettah				Dambulla			
		Wholesale		Retail		Wholesale		Retail	
		Previous 5 Days Average	27-Apr	Previous 5 Days Average	27-Apr	Previous 5 Days Average	27-Apr	Previous 5 Days Average	27-Apr
Beans	Rs./Kg	111.00	130.00	142.00	160.00	112.00	95.00	132.00	115.00
Carrot	Rs./Kg	140.00	155.00	175.00	200.00	164.00	165.00	184.00	185.00
Cabbage	Rs./Kg	113.00	150.00	159.00	195.00	84.00	85.00	104.00	105.00
Tomatoes	Rs./Kg	90.00	85.00	124.00	120.00	69.00	65.00	89.00	85.00
Brinjal	Rs./Kg	43.00	35.00	72.00	65.00	38.00	30.00	58.00	50.00
Pumpkin	Rs./Kg	50.00	45.00	77.00	80.00	47.00	55.00	67.00	75.00
Snake gourd	Rs./Kg	84.00	100.00	113.00	130.00	53.00	65.00	73.00	85.00

- Price increased by more than 5% compared to previous week average price.
- Price decreased by more than 5% compared to previous week average price.

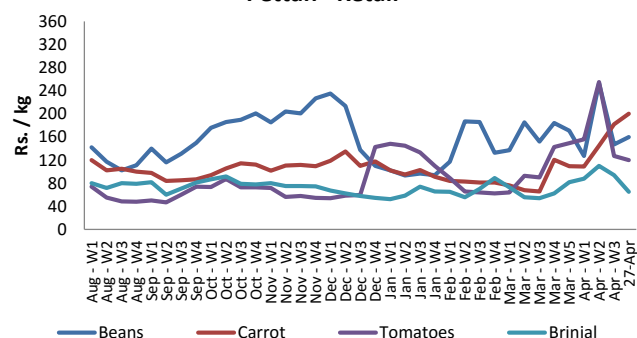
**Pettah - Wholesale**



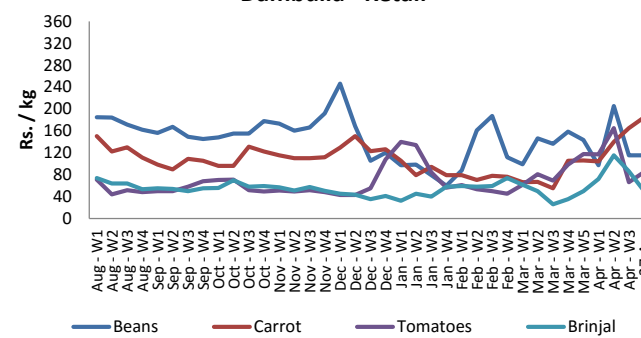
**Dambulla - Wholesale**



**Pettah - Retail**



**Dambulla - Retail**



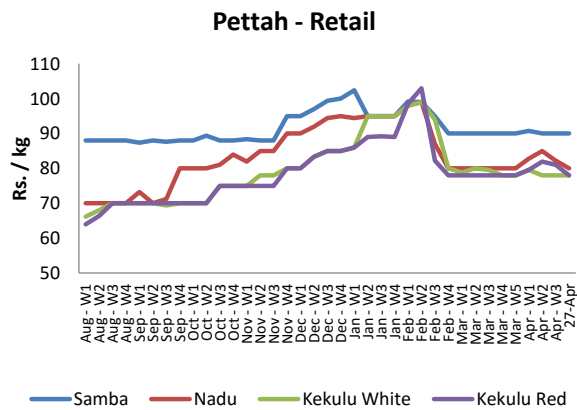
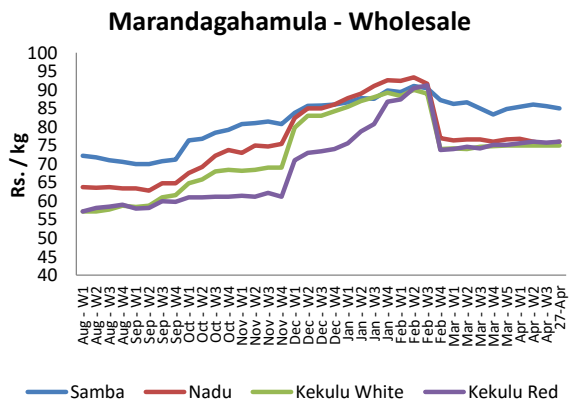
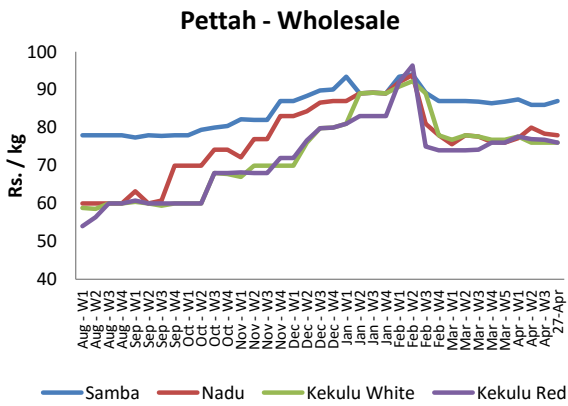
# Wholesale and Retail Prices of Selected Food Commodities



## Rice

Item	Unit	Pettah				Marandaghamula	
		Wholesale		Retail		Wholesale	
		Previous 5 Days Average	27-Apr	Previous 5 Days Average	27-Apr	Previous 5 Days Average	27-Apr
Samba	Rs./Kg	87.00	87.00	90.00	90.00	85.00	85.00
Nadu	Rs./Kg	78.00	78.00	80.00	80.00	76.00	76.00
Kekulu White	Rs./Kg	76.00	76.00	78.00	78.00	75.00	75.00
Kekulu Red	Rs./Kg	76.00	76.00	79.00	78.00	76.00	76.00

- Price increased by more than 5% compared to previous week average price.
- Price decreased by more than 5% compared to previous week average price.



## Wholesale and Retail Prices of Selected Food Commodities

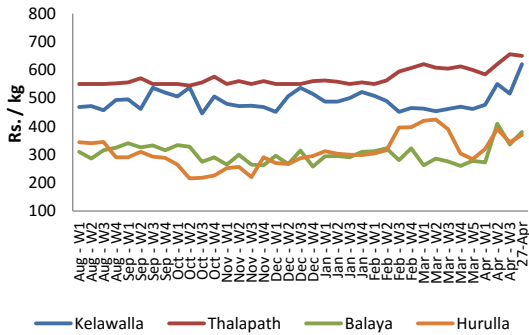


### Fish

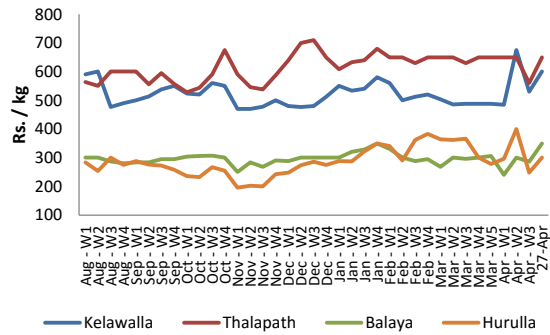
Item	Unit	Peliyagoda Fish Market				Negombo Fish Market			
		Wholesale		Retail		Wholesale		Retail	
		Previous 5 Days Average	27-Apr	Previous 5 Days Average	27-Apr	Previous 5 Days Average	27-Apr	Previous 5 Days Average	27-Apr
Kelawalla	Rs./Kg	548.00	620.00	800.00	900.00	600.00	600.00	746.00	750.00
Thalapath	Rs./Kg	650.00	650.00	820.00	820.00	610.00	650.00	770.00	800.00
Balaya	Rs./Kg	358.00	380.00	460.00	480.00	328.00	350.00	450.00	450.00
Paraw	Rs./Kg	660.00	600.00	748.00	700.00	490.00	500.00	640.00	650.00
Salaya	Rs./Kg	124.00	130.00	180.00	180.00	126.00	110.00	178.00	150.00
Hurulla	Rs./Kg	330.00	370.00	420.00	480.00	290.00	300.00	366.00	400.00

- Price increased by more than 5% compared to previous week average price.
- Price decreased by more than 5% compared to previous week average price.

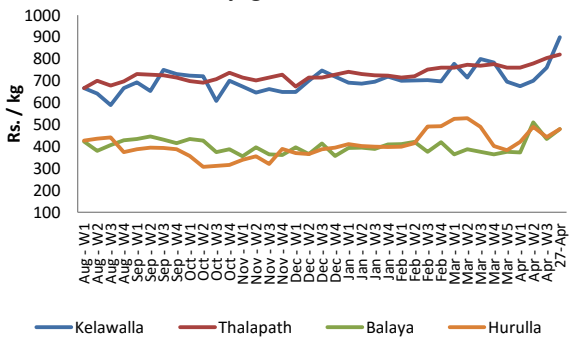
**Peliyagoda - Wholesale**



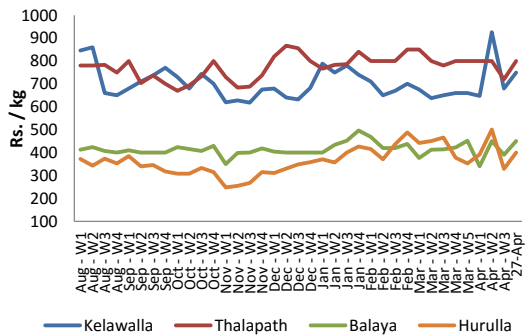
**Negombo - Wholesale**



**Peliyagoda - Retail**



**Negombo - Retail**



## Wholesale and Retail Prices of Selected Food Commodities

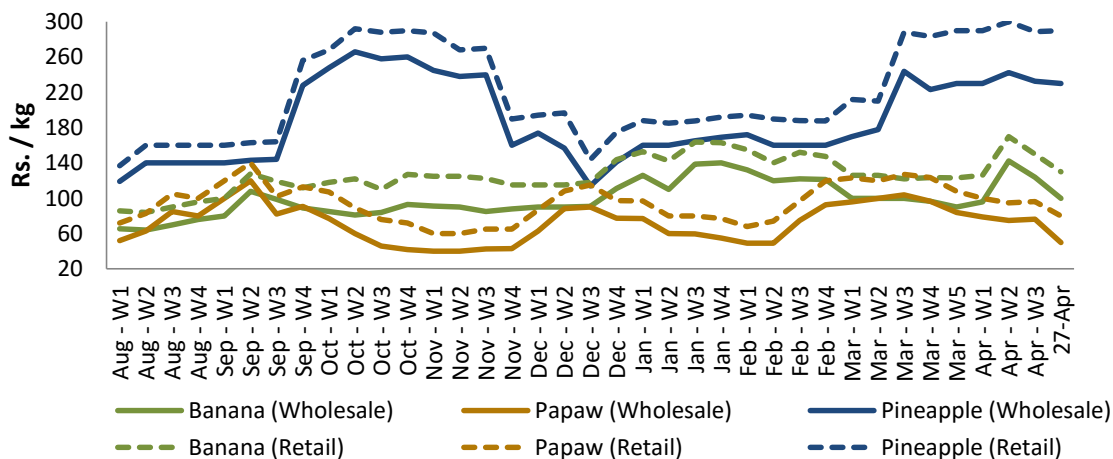


### Fruits

Item	Unit	Pettah			
		Wholesale		Retail	
		Previous 5 Days Average	27-Apr	Previous 5 Days Average	27-Apr
Banana (Sour)	Rs./Kg	106.00	100.00	136.00	130.00
Papaw	Rs./Kg	61.00	50.00	87.00	80.00
Pineapple	Rs./Kg	232.00	230.00	290.00	290.00

- Price increased by more than 5% compared to previous week average price.
- Price decreased by more than 5% compared to previous week average price.

**Pettah - Wholesale and Retail**



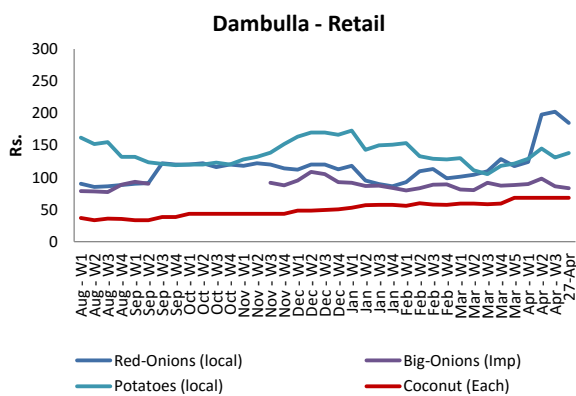
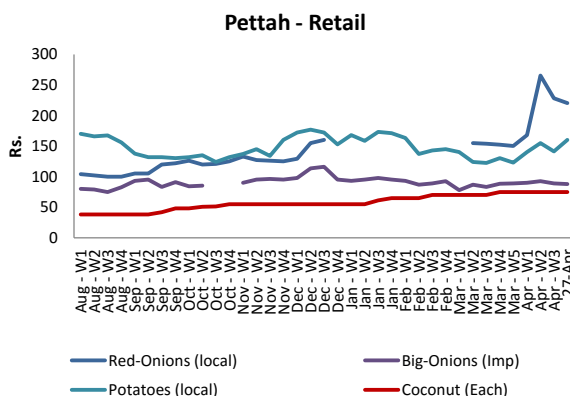
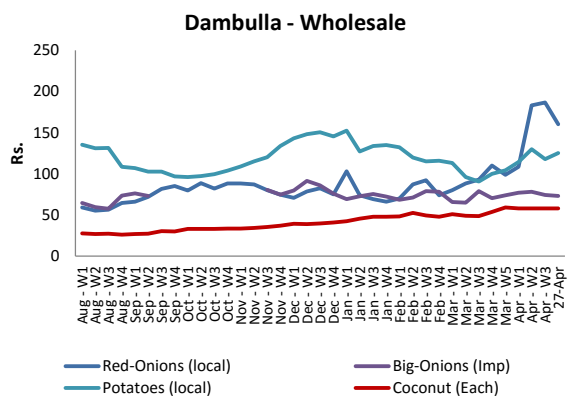
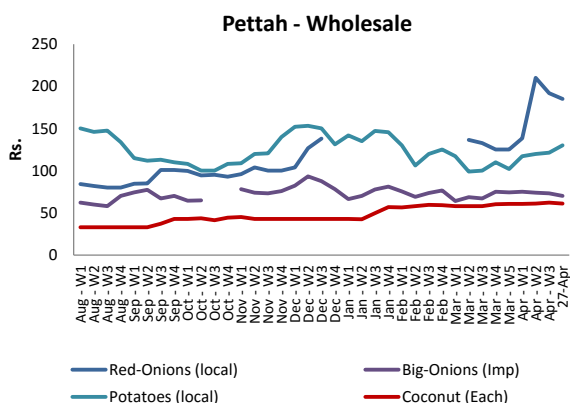
## Wholesale and Retail Prices of Selected Food Commodities



### Other

Item	Unit	Pettah				Dambulla			
		Wholesale		Retail		Wholesale		Retail	
		Previous 5 Days Average	27-Apr	Previous 5 Days Average	27-Apr	Previous 5 Days Average	27-Apr	Previous 5 Days Average	27-Apr
Red-Onions (local)	Rs./Kg	197.00	185.00	236.00	220.00	179.00	160.00	193.00	185.00
Red-Onions (Imp)	Rs./Kg	200.00	200.00	240.00	240.00	n.a.	185.00	n.a.	210.00
Big-Onions (local)	Rs./Kg	n.a.	n.a.	n.a.	n.a.	n.a.	n.a.	n.a.	n.a.
Big-Onions (Imp)	Rs./Kg	72.00	70.00	89.00	88.00	74.00	73.00	84.00	83.00
Potatoes (local)	Rs./Kg	122.00	130.00	143.00	160.00	120.00	125.00	132.00	138.00
Potatoes (Imp)	Rs./Kg	90.00	88.00	110.00	110.00				
Dried Chillies (Imp)	Rs./Kg	167.00	165.00	222.00	220.00	175.00	175.00	187.00	195.00
Coconut	Rs./Nut	61.00	61.00	75.00	75.00	58.00	58.00	68.00	68.00
Coconut oil	Rs./Ltr	340.00	340.00	360.00	360.00				
Dhal	Rs./Kg	137.00	135.00	156.00	155.00				
Sugar	Rs./Kg	100.00	100.00	108.00	108.00				
Eggs	Rs./Each	12.00	12.00	13.00	13.00				
Katta	Rs./Kg	800.00	800.00	850.00	850.00				
Sprats	Rs./Kg	451.00	450.00	502.00	500.00				

- Price increased by more than 5% compared to previous week average price.
- Price decreased by more than 5% compared to previous week average price.



\* Prices of food commodities may vary due to quality and markets among other factors.