

Prices of Selected Food Items (Week starting from 22 May 2017 to 26 May 2017)



Vegetables

- Prices of vegetables exhibited a mixed movements during this week.
- Prices of Beans and Carrots decreased compared to the prices prevailed during the previous week, while price of Brinjals increased significantly.



Rice

- Retail price of Samba, Nadu and Kekulu (Red) recorded a significant increase in the Pettah market exceeding the control price imposed on 17th February 2017.



Fish

- Adverse weather condition prevailing in the country has constrained the fishing activities particularly in areas of southern and western coasts.



Fruits

- Prices of fruits decreased marginally during the week.



Other

- Prices of Red-Onions (Local) increased in both markets.
 - Prices of Eggs decreased by one rupee in the Pettah market due to favourable supply conditions.
-

Wholesale and Retail Prices of Selected Food Commodities - 2017/05/26

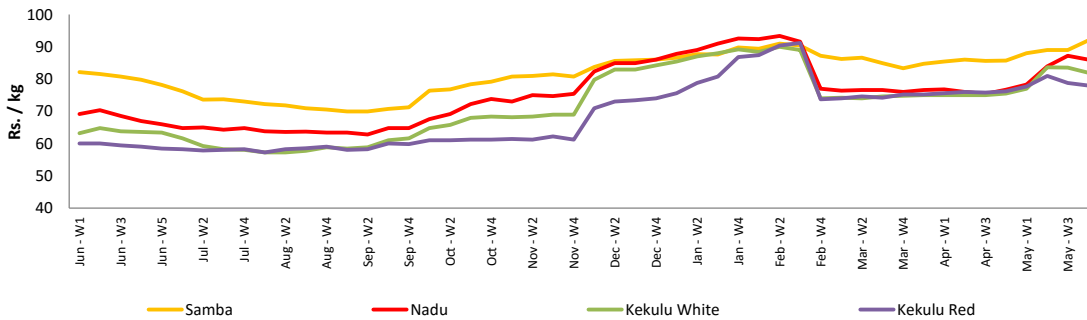
Rice

| Item | Unit | Wholesale | | | | Retail | |
|--------------|--------|-------------------------|-------|-------------------------|-------|-------------------------|--------|
| | | Maradaghamula | | Pettah | | Pettah | |
| | | Previous 5 Days Average | | Previous 5 Days Average | | Previous 5 Days Average | |
| | | Average | Today | Average | Today | Average | Today |
| Samba | Rs./Kg | 91.00 | 92.00 | 88.00 | 95.00 | 92.00 | 100.00 |
| Nadu | Rs./Kg | 87.00 | 86.00 | 82.00 | 85.00 | 87.00 | 90.00 |
| Kekulu White | Rs./Kg | 82.00 | 82.00 | 80.00 | 80.00 | 85.00 | 85.00 |
| Kekulu Red | Rs./Kg | 78.00 | 78.00 | 79.00 | 85.00 | 85.00 | 90.00 |

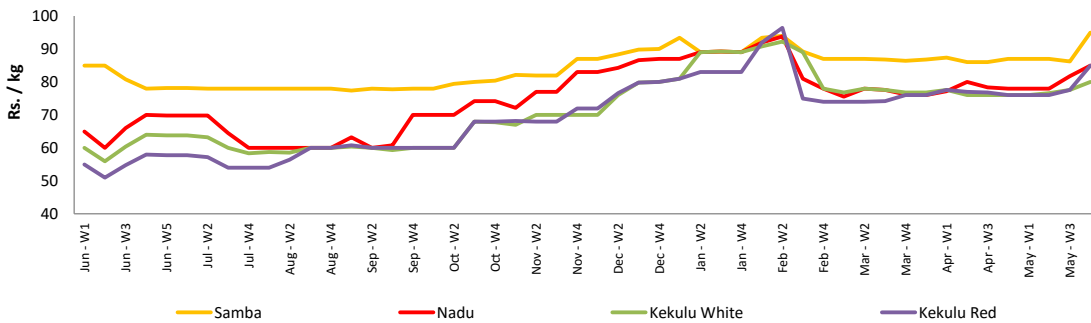
- Price increased by more than 5% compared to previous week average price.
- Price decreased by more than 5% compared to previous week average price.

Wholesale Prices

Marandaghamula

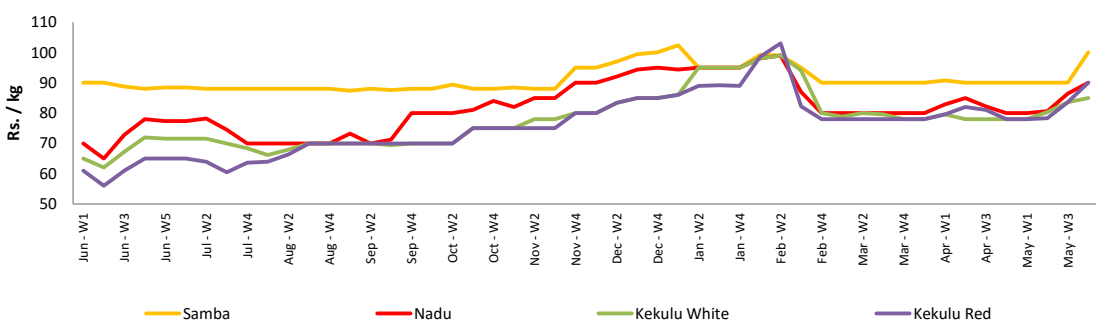


Pettah



Retail Prices

Pettah



Wholesale and Retail Prices of Selected Food Commodities - 2017/05/26

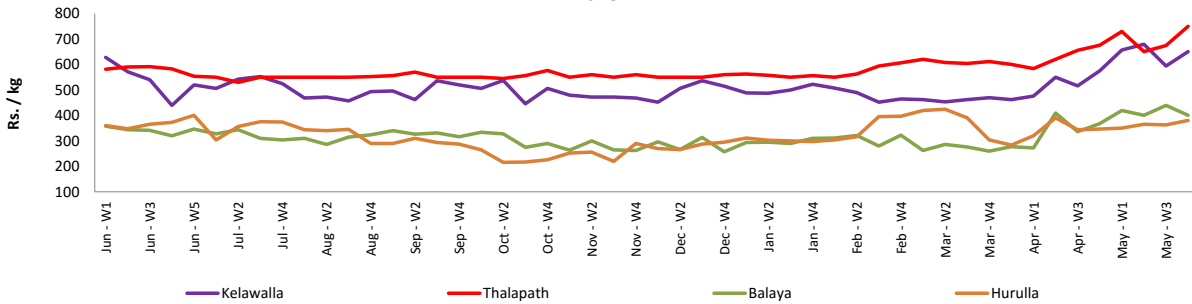
Fish

| Item | Unit | Wholesale | | | | Retail | | | |
|-----------|--------|-------------------------|--------|-------------------------|--------|-------------------------|--------|-------------------------|---------|
| | | Peliyagoda | | Negombo | | Peliyagoda | | Negombo | |
| | | Previous 5 Days Average | Today | Previous 5 Days Average | Today | Previous 5 Days Average | Today | Previous 5 Days Average | Today |
| Kelawalla | Rs./Kg | 668.00 | 650.00 | 600.00 | 650.00 | 953.00 | 980.00 | 850.00 | 850.00 |
| Thalpath | Rs./Kg | 696.00 | 750.00 | 780.00 | 800.00 | 912.00 | 980.00 | 1030.00 | 1050.00 |
| Balaya | Rs./Kg | 424.00 | 400.00 | 360.00 | 400.00 | 528.00 | 500.00 | 510.00 | 550.00 |
| Paraw | Rs./Kg | 554.00 | 560.00 | 550.00 | 550.00 | 908.00 | 920.00 | 750.00 | 750.00 |
| Salaya | Rs./Kg | 146.00 | 160.00 | 158.00 | 160.00 | 222.00 | 240.00 | 228.00 | 220.00 |
| Hurulla | Rs./Kg | 334.00 | 380.00 | 370.00 | 400.00 | 438.00 | 480.00 | 478.00 | 500.00 |

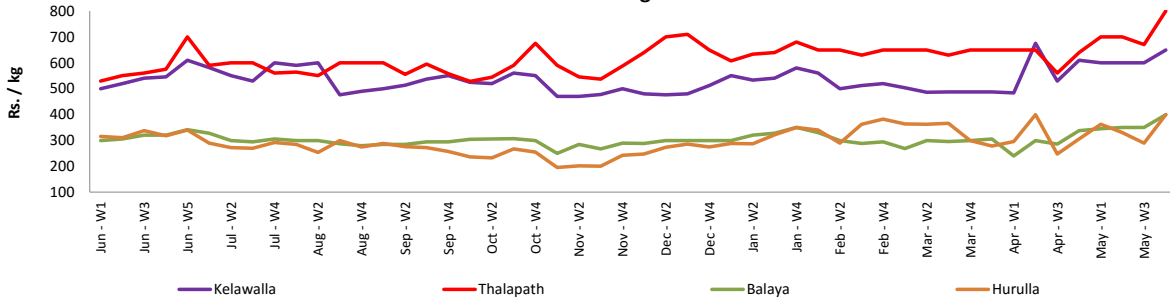
- Price increased by more than 5% compared to previous week average price.
- Price decreased by more than 5% compared to previous week average price.

Wholesale Prices

Peliyagoda

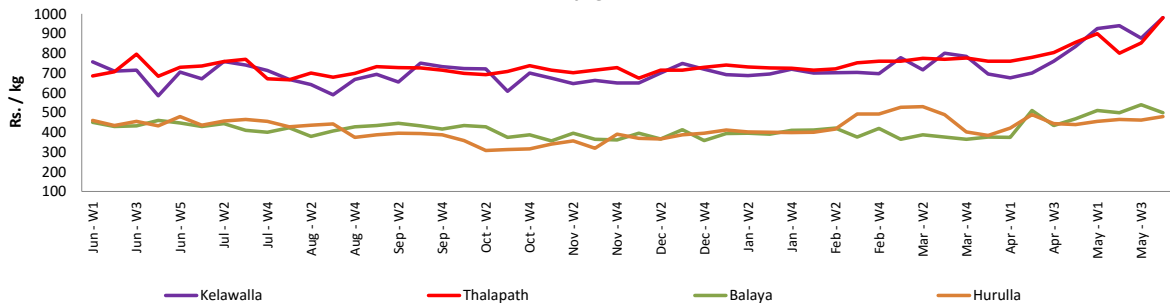


Negombo

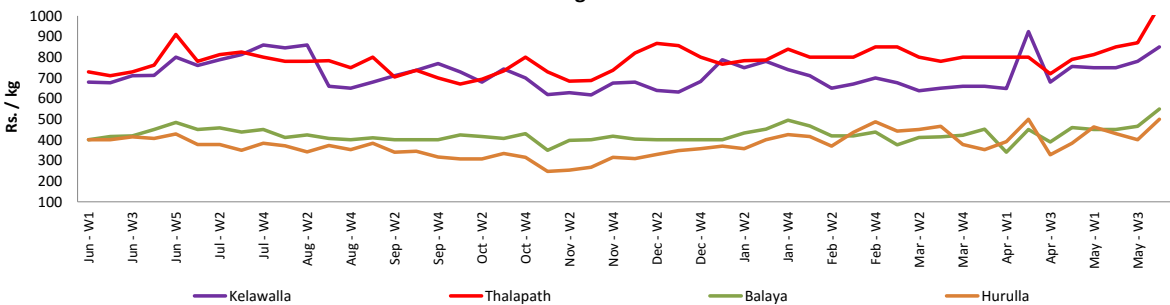


Retail Prices

Peliyagoda



Negombo



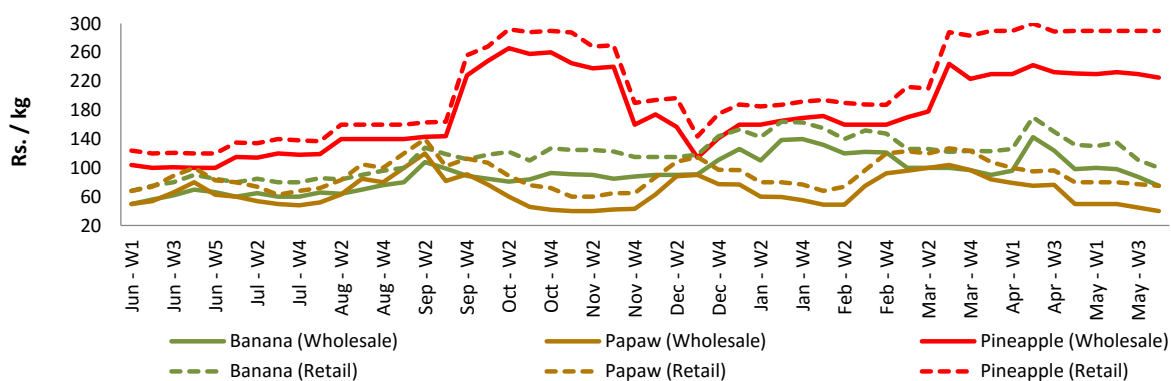
Wholesale and Retail Prices of Selected Food Commodities - 2017/05/26

Fruits

| Item | Unit | Wholesale | | Retail | |
|---------------|--------|-------------------------|--------|-------------------------|--------|
| | | Pettah | | | |
| | | Previous 5 Days Average | Today | Previous 5 Days Average | Today |
| Banana (Sour) | Rs./Kg | 76.00 | 75.00 | 103.00 | 100.00 |
| Papaw | Rs./Kg | 40.00 | 40.00 | 75.00 | 75.00 |
| Pineapple | Rs./Kg | 230.00 | 225.00 | 290.00 | 290.00 |

- Price increased by more than 5% compared to previous week average price.
- Price decreased by more than 5% compared to previous week average price.

Wholesale & Retail - Pettah



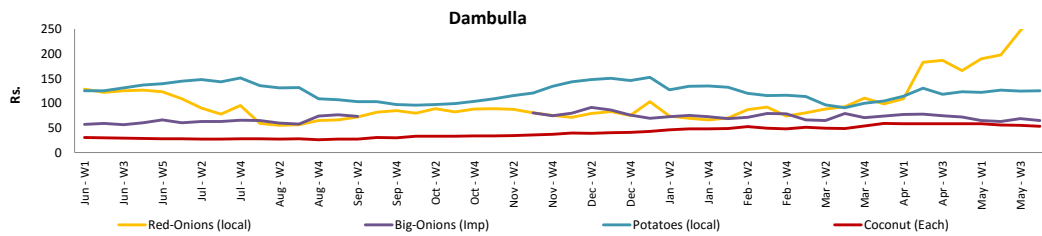
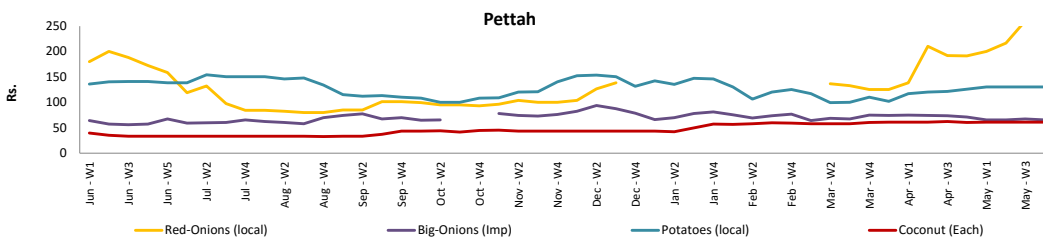
Wholesale and Retail Prices of Selected Food Commodities - 2017/05/26

Other

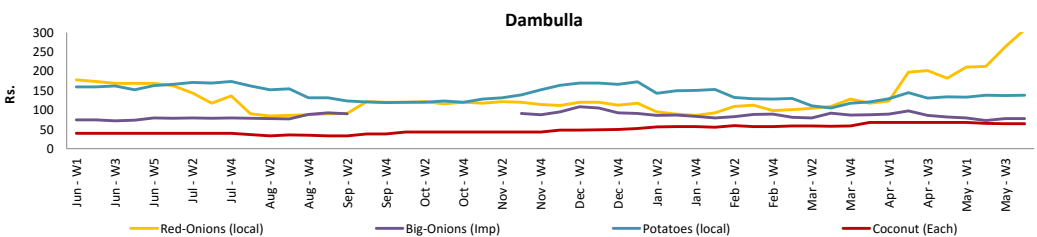
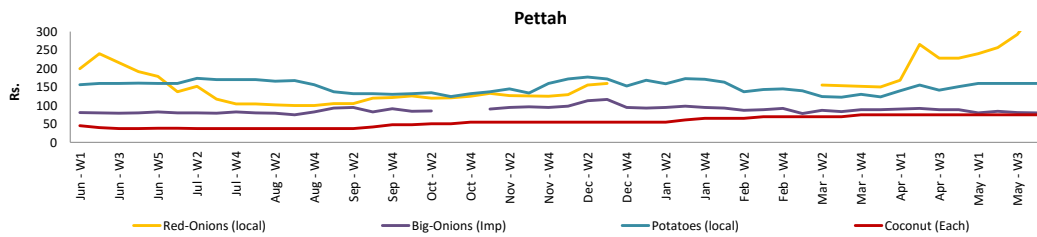
| Item | Unit | Wholesale | | | | Retail | | | |
|----------------------|----------|-----------------|--------|-----------------|--------|-----------------|--------|-----------------|--------|
| | | Pettah | | Dambulla | | Pettah | | Dambulla | |
| | | Previous 5 Days | | Previous 5 Days | | Previous 5 Days | | Previous 5 Days | |
| | | Average | Today | Average | Today | Average | Today | Average | Today |
| Red-Onions (local) | Rs./Kg | 286.00 | 300.00 | 273.00 | 290.00 | 328.00 | 360.00 | 290.00 | 308.00 |
| Red-Onions (Imp) | Rs./Kg | 290.00 | 280.00 | 231.00 | n.a. | 330.00 | 300.00 | 250.00 | n.a. |
| Big-Onions (local) | Rs./Kg | n.a. | n.a. | n.a. | n.a. | n.a. | n.a. | n.a. | n.a. |
| Big-Onions (Imp) | Rs./Kg | 67.00 | 65.00 | 70.00 | 65.00 | 81.00 | 80.00 | 81.00 | 78.00 |
| Potatoes (local) | Rs./Kg | 130.00 | 130.00 | 123.00 | 125.00 | 160.00 | 160.00 | 139.00 | 138.00 |
| Potatoes (Imp) | Rs./Kg | 96.00 | 85.00 | | | 116.00 | 115.00 | | |
| Dried Chillies (Imp) | Rs./Kg | 156.00 | 150.00 | 161.00 | 168.00 | 194.00 | 190.00 | 172.00 | 178.00 |
| Coconut | Rs./Nut | 61.00 | 61.00 | 56.00 | 53.00 | 75.00 | 75.00 | 66.00 | 65.00 |
| Coconut oil | Rs./Ltr | 360.00 | 360.00 | | | 380.00 | 380.00 | | |
| Dhal | Rs./Kg | 139.00 | 138.00 | | | 155.00 | 155.00 | | |
| Sugar | Rs./Kg | 98.00 | 98.00 | | | 105.00 | 105.00 | | |
| Eggs | Rs./Each | 9.20 | 9.00 | | | 10.20 | 10.00 | | |
| Katta | Rs./Kg | 800.00 | 800.00 | | | 850.00 | 850.00 | | |
| Sprats | Rs./Kg | 500.00 | 500.00 | | | 550.00 | 550.00 | | |

- Price increased by more than 5% compared to previous week average price.
- Price decreased by more than 5% compared to previous week average price.

Wholesale Prices



Retail Prices



* Prices of food commodities may vary due to quality and markets among other factors.