

Wholesale and Retail Prices of Selected Food Commodities

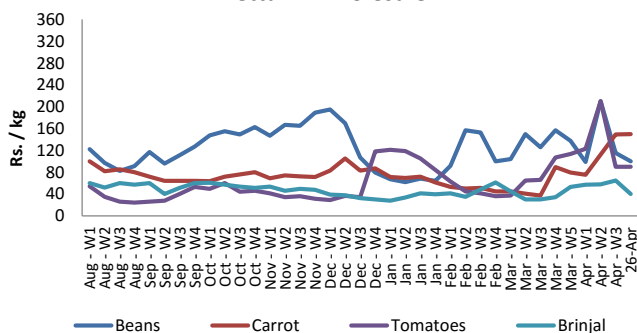


Vegetables

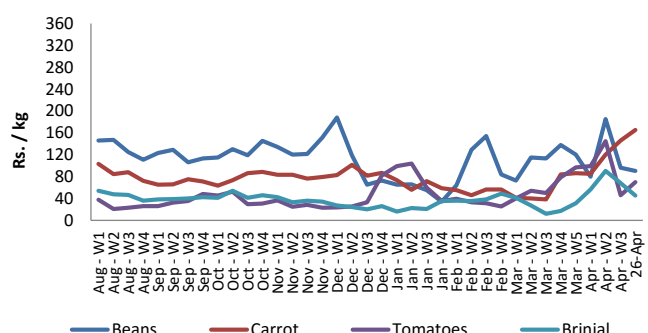
Item	Unit	Pettah				Dambulla			
		Wholesale		Retail		Wholesale		Retail	
		Previous 5 Days Average	26-Apr	Previous 5 Days Average	26-Apr	Previous 5 Days Average	26-Apr	Previous 5 Days Average	26-Apr
Beans	Rs./Kg	113.00	100.00	145.00	135.00	110.00	90.00	129.00	110.00
Carrot	Rs./Kg	142.00	150.00	174.00	195.00	162.00	165.00	182.00	185.00
Cabbage	Rs./Kg	113.00	130.00	157.00	180.00	89.00	70.00	109.00	90.00
Tomatoes	Rs./Kg	90.00	90.00	128.00	120.00	62.00	70.00	82.00	90.00
Brinjal	Rs./Kg	51.00	40.00	78.00	70.00	44.00	45.00	64.00	65.00
Pumpkin	Rs./Kg	57.00	45.00	87.00	70.00	47.00	45.00	67.00	65.00
Snake gourd	Rs./Kg	82.00	90.00	113.00	120.00	50.00	60.00	70.00	80.00

- Price increased by more than 5% compared to previous week average price.
- Price decreased by more than 5% compared to previous week average price.

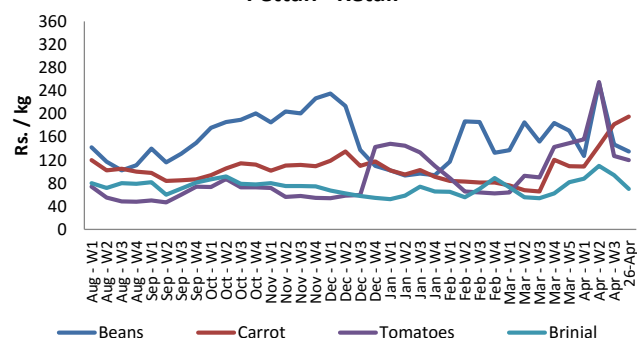
Pettah - Wholesale



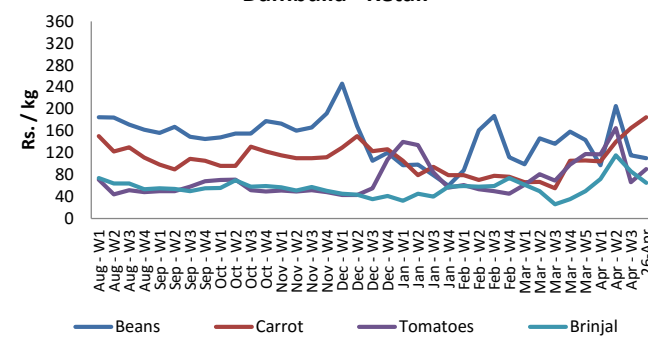
Dambulla - Wholesale



Pettah - Retail



Dambulla - Retail



Wholesale and Retail Prices of Selected Food Commodities

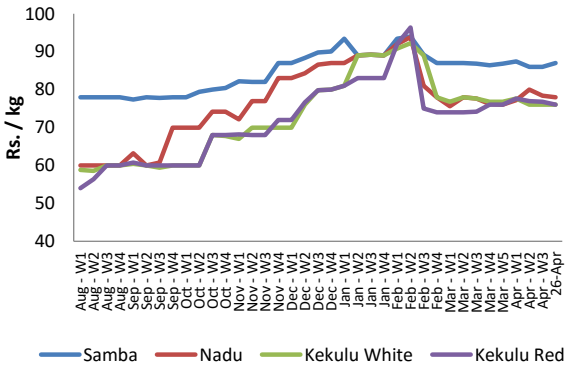


Rice

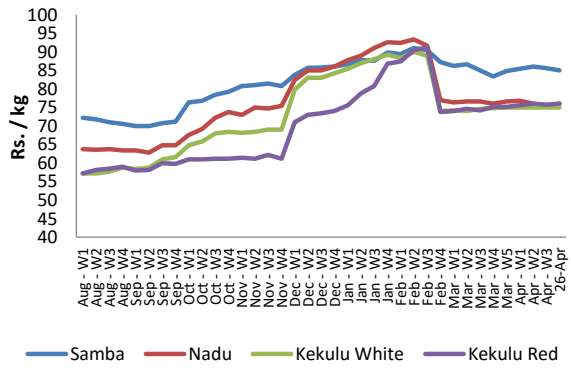
Item	Unit	Pettah				Marandaghamula	
		Wholesale		Retail		Wholesale	
		Previous 5 Days Average	26-Apr	Previous 5 Days Average	26-Apr	Previous 5 Days Average	26-Apr
Samba	Rs./Kg	86.00	87.00	90.00	90.00	85.00	85.00
Nadu	Rs./Kg	78.00	78.00	80.00	80.00	76.00	76.00
Kekulu White	Rs./Kg	76.00	76.00	78.00	78.00	75.00	75.00
Kekulu Red	Rs./Kg	76.00	76.00	79.00	78.00	76.00	76.00

- Price increased by more than 5% compared to previous week average price.
- Price decreased by more than 5% compared to previous week average price.

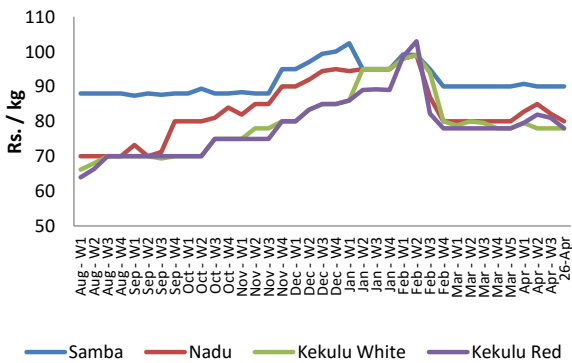
Pettah - Wholesale



Marandaghamula - Wholesale



Pettah - Retail



Wholesale and Retail Prices of Selected Food Commodities

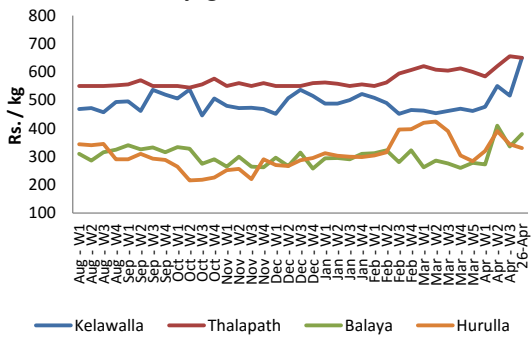


Fish

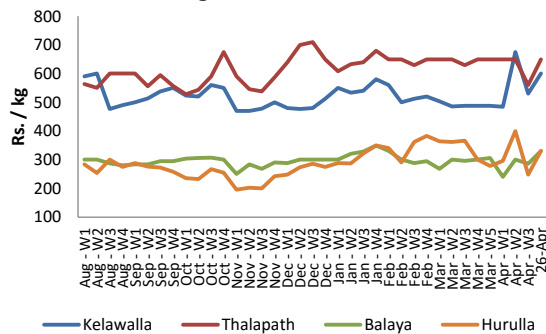
Item	Unit	Peliyagoda Fish Market				Negombo Fish Market			
		Wholesale		Retail		Wholesale		Retail	
		Previous 5 Days Average	26-Apr	Previous 5 Days Average	26-Apr	Previous 5 Days Average	26-Apr	Previous 5 Days Average	26-Apr
Kelawalla	Rs./Kg	522.00	650.00	776.00	900.00	580.00	600.00	726.00	750.00
Thalapath	Rs./Kg	660.00	650.00	820.00	820.00	590.00	650.00	750.00	800.00
Balaya	Rs./Kg	346.00	380.00	444.00	480.00	322.00	330.00	440.00	450.00
Paraw	Rs./Kg	680.00	600.00	764.00	700.00	470.00	500.00	620.00	650.00
Salaya	Rs./Kg	114.00	130.00	172.00	180.00	120.00	130.00	172.00	180.00
Hurulla	Rs./Kg	340.00	330.00	432.00	420.00	274.00	330.00	352.00	400.00

- Price increased by more than 5% compared to previous week average price.
- Price decreased by more than 5% compared to previous week average price.

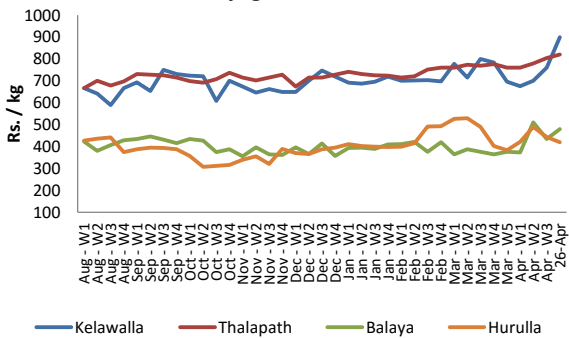
Peliyagoda - Wholesale



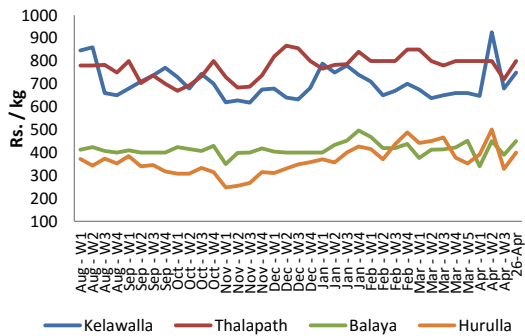
Negombo - Wholesale



Peliyagoda - Retail



Negombo - Retail



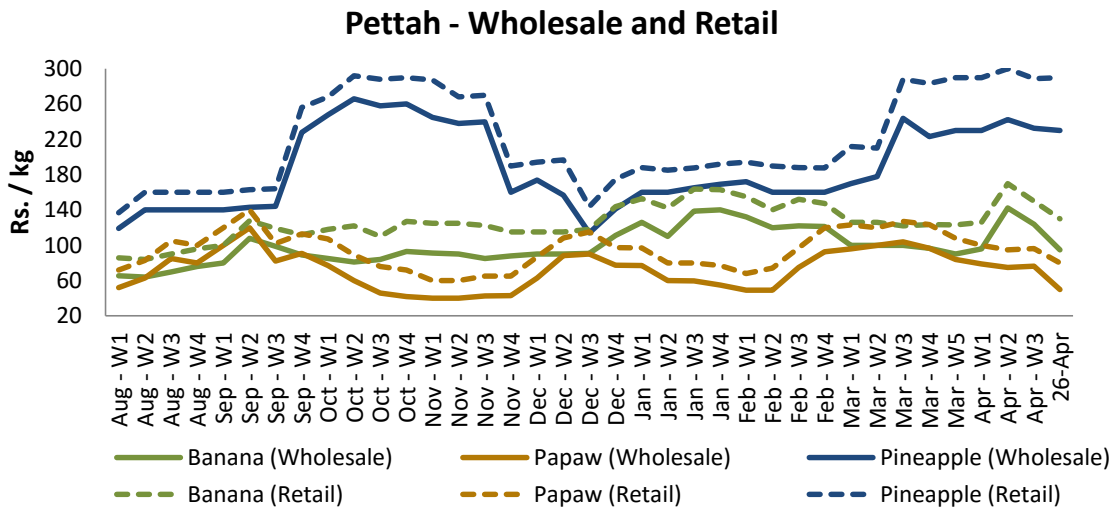
Wholesale and Retail Prices of Selected Food Commodities



Fruits

Item	Unit	Pettah			
		Wholesale		Retail	
		Previous 5 Days Average	26-Apr	Previous 5 Days Average	26-Apr
Banana (Sour)	Rs./Kg	109.00	95.00	138.00	130.00
Papaw	Rs./Kg	64.00	50.00	89.00	80.00
Pineapple	Rs./Kg	233.00	230.00	290.00	290.00

- Price increased by more than 5% compared to previous week average price.
- Price decreased by more than 5% compared to previous week average price.



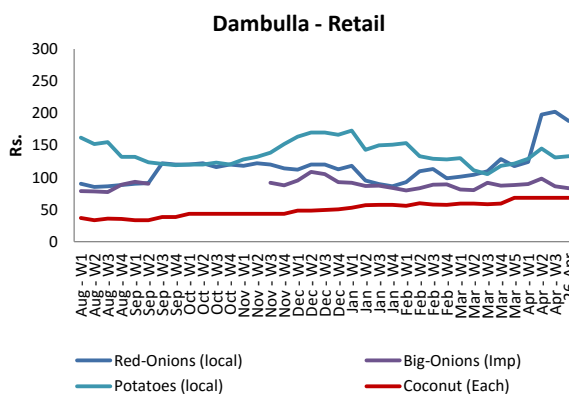
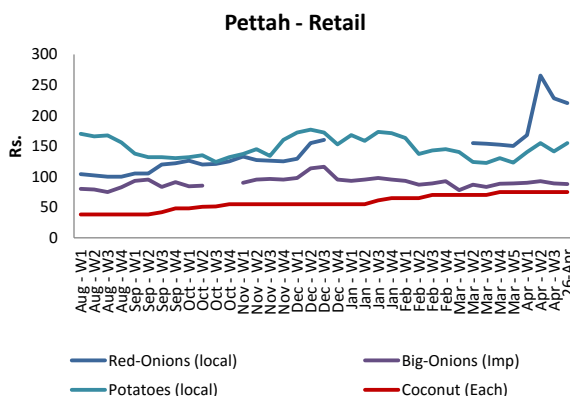
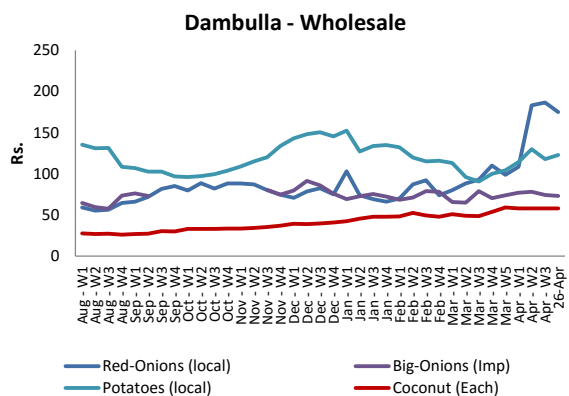
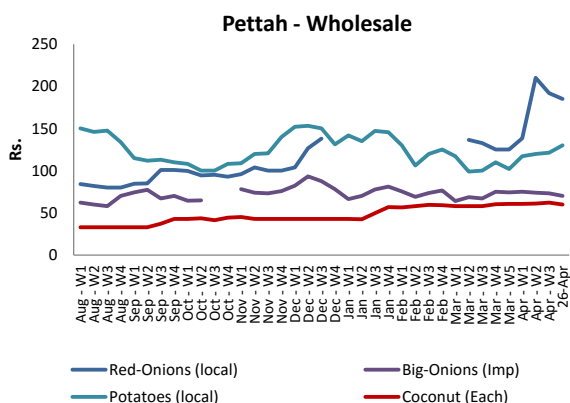
Wholesale and Retail Prices of Selected Food Commodities



Other

Item	Unit	Pettah				Dambulla			
		Wholesale		Retail		Wholesale		Retail	
		Previous 5 Days Average	26-Apr	Previous 5 Days Average	26-Apr	Previous 5 Days Average	26-Apr	Previous 5 Days Average	26-Apr
Red-Onions (local)	Rs./Kg	192.00	185.00	228.00	220.00	179.00	175.00	194.00	188.00
Red-Onions (Imp)	Rs./Kg	200.00	200.00	240.00	240.00	n.a.	n.a.	n.a.	n.a.
Big-Onions (local)	Rs./Kg	n.a.	n.a.	n.a.	n.a.	n.a.	n.a.	n.a.	n.a.
Big-Onions (Imp)	Rs./Kg	73.00	70.00	89.00	88.00	74.00	73.00	86.00	83.00
Potatoes (local)	Rs./Kg	120.00	130.00	140.00	155.00	118.00	123.00	130.00	133.00
Potatoes (Imp)	Rs./Kg	91.00	88.00	110.00	110.00				
Dried Chillies (Imp)	Rs./Kg	167.00	165.00	222.00	220.00	181.00	165.00	193.00	178.00
Coconut	Rs./Nut	61.00	60.00	75.00	75.00	58.00	58.00	68.00	68.00
Coconut oil	Rs./Ltr	340.00	340.00	360.00	360.00				
Dhal	Rs./Kg	137.00	135.00	156.00	155.00				
Sugar	Rs./Kg	100.00	100.00	108.00	108.00				
Eggs	Rs./Each	12.00	12.00	13.00	13.00				
Katta	Rs./Kg	800.00	800.00	850.00	850.00				
Sprats	Rs./Kg	450.00	455.00	500.00	510.00				

- Price increased by more than 5% compared to previous week average price.
- Price decreased by more than 5% compared to previous week average price.



* Prices of food commodities may vary due to quality and markets among other factors.