

Wholesale and Retail Prices of Selected Food Commodities

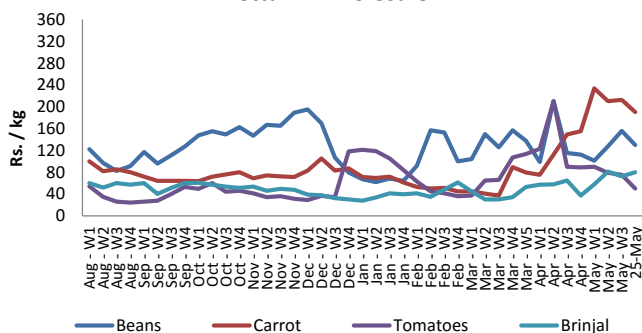


Vegetables

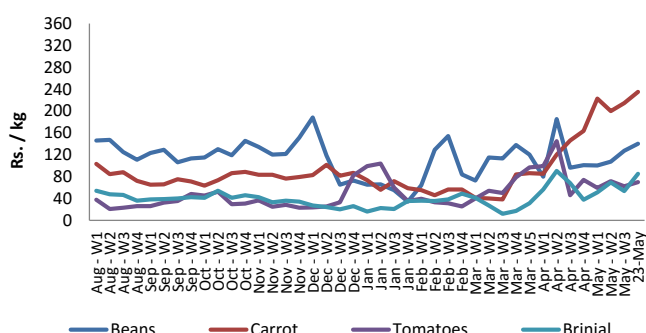
Item	Unit	Pettah				Dambulla			
		Wholesale		Retail		Wholesale		Retail	
		Previous 5 Days Average	25-May	Previous 5 Days Average	25-May	Previous 5 Days Average	25-May	Previous 5 Days Average	25-May
Beans	Rs./Kg	157.00	130.00	192.00	160.00	136.00	140.00	156.00	160.00
Carrot	Rs./Kg	241.00	190.00	284.00	230.00	231.00	235.00	253.00	255.00
Cabbage	Rs./Kg	106.00	120.00	150.00	160.00	110.00	95.00	130.00	120.00
Tomatoes	Rs./Kg	72.00	50.00	101.00	75.00	62.00	70.00	82.00	90.00
Brinjal	Rs./Kg	81.00	80.00	124.00	110.00	65.00	85.00	85.00	105.00
Pumpkin	Rs./Kg	52.00	50.00	79.00	80.00	47.00	55.00	67.00	75.00
Snake gourd	Rs./Kg	134.00	120.00	173.00	160.00	101.00	105.00	121.00	125.00

- Price increased by more than 5% compared to previous week average price.
- Price decreased by more than 5% compared to previous week average price.

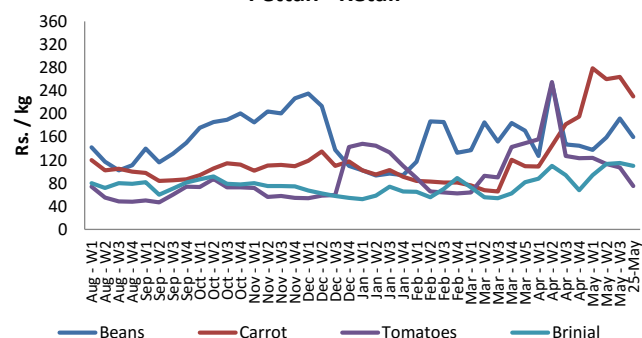
Pettah - Wholesale



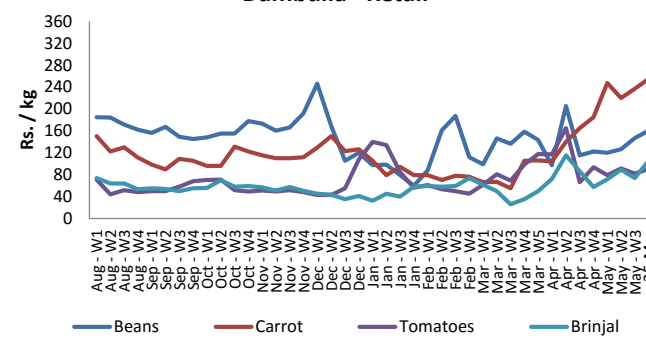
Dambulla - Wholesale



Pettah - Retail



Dambulla - Retail



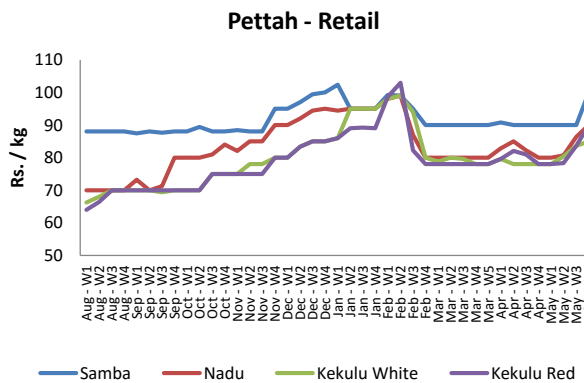
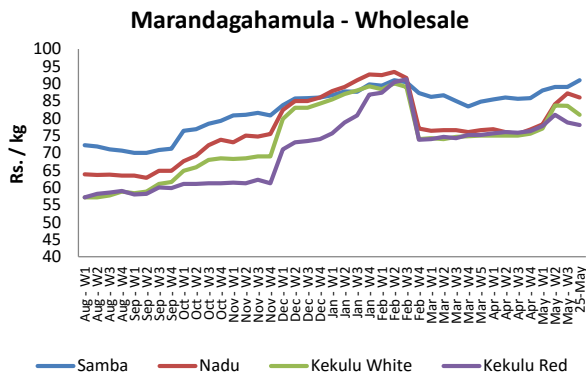
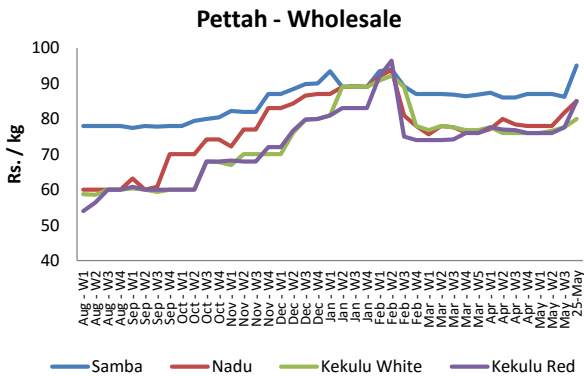
Wholesale and Retail Prices of Selected Food Commodities



Rice

Item	Unit	Pettah				Marandaghamula	
		Wholesale		Retail		Wholesale	
		Previous 5 Days Average	25-May	Previous 5 Days Average	25-May	Previous 5 Days Average	25-May
Samba	Rs./Kg	87.00	95.00	90.00	100.00	90.00	91.00
Nadu	Rs./Kg	81.00	85.00	86.00	90.00	87.00	86.00
Kekulu White	Rs./Kg	79.00	80.00	85.00	85.00	83.00	81.00
Kekulu Red	Rs./Kg	78.00	85.00	84.00	90.00	78.00	78.00

- Price increased by more than 5% compared to previous week average price.
- Price decreased by more than 5% compared to previous week average price.



Wholesale and Retail Prices of Selected Food Commodities

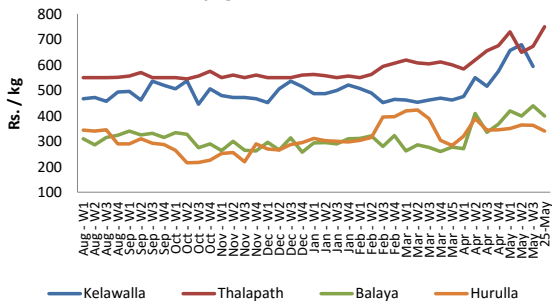


Fish

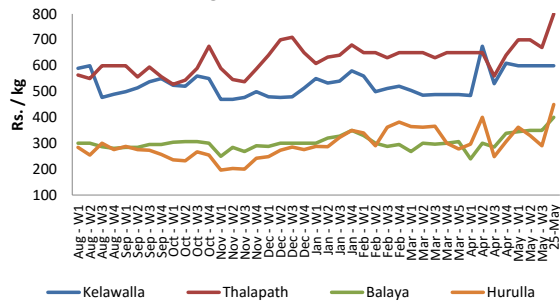
Item	Unit	Peliyagoda Fish Market				Negombo Fish Market			
		Wholesale		Retail		Wholesale		Retail	
		Previous 5 Days Average	25-May	Previous 5 Days Average	25-May	Previous 5 Days Average	25-May	Previous 5 Days Average	25-May
Kelawalla	Rs./Kg	658.00	n.a.	940.00	n.a.	600.00	600.00	840.00	850.00
Thalapath	Rs./Kg	682.00	750.00	896.00	980.00	760.00	800.00	1010.00	1050.00
Balaya	Rs./Kg	434.00	400.00	538.00	500.00	350.00	400.00	496.00	550.00
Paraw	Rs./Kg	560.00	560.00	916.00	920.00	550.00	550.00	750.00	750.00
Salaya	Rs./Kg	146.00	140.00	226.00	200.00	156.00	150.00	232.00	200.00
Hurulla	Rs./Kg	336.00	340.00	438.00	450.00	340.00	450.00	462.00	500.00

- Price increased by more than 5% compared to previous week average price.
- Price decreased by more than 5% compared to previous week average price.

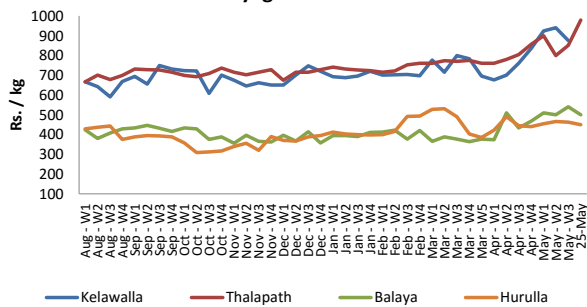
Peliyagoda - Wholesale



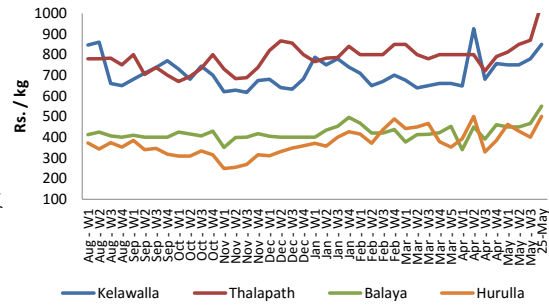
Negombo - Wholesale



Peliyagoda - Retail



Negombo - Retail



Wholesale and Retail Prices of Selected Food Commodities



Fruits

Item	Unit	Pettah			
		Wholesale		Retail	
		Previous 5 Days Average	25-May	Previous 5 Days Average	25-May
Banana (Sour)	Rs./Kg	76.00	80.00	103.00	100.00
Papaw	Rs./Kg	41.00	40.00	76.00	75.00
Pineapple	Rs./Kg	230.00	230.00	290.00	290.00

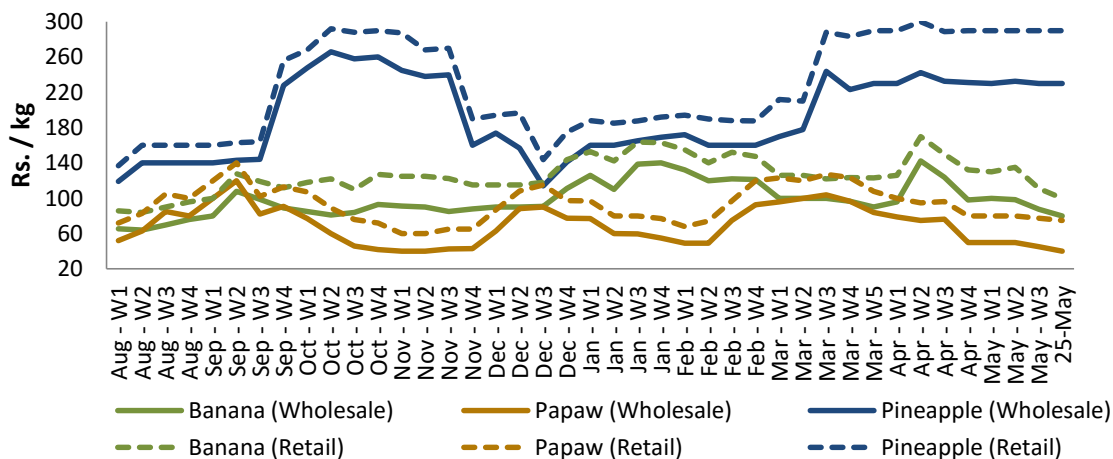


Price increased by more than 5% compared to previous week average price.



Price decreased by more than 5% compared to previous week average price.

Pettah - Wholesale and Retail



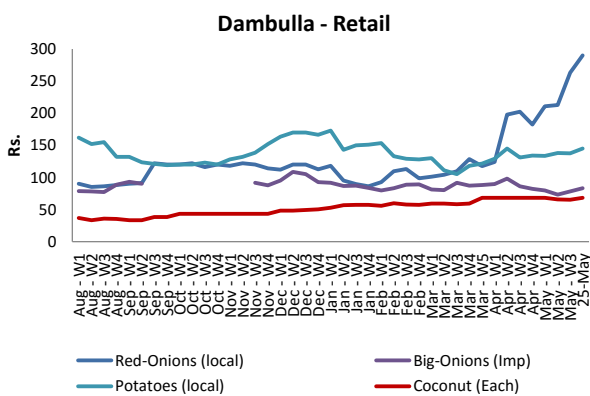
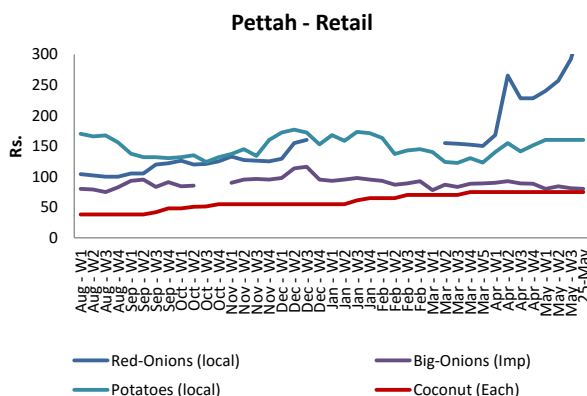
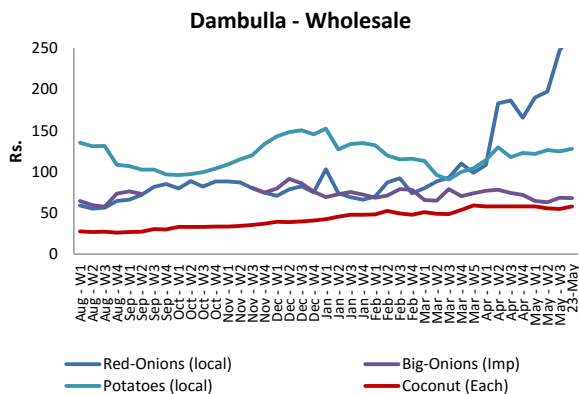
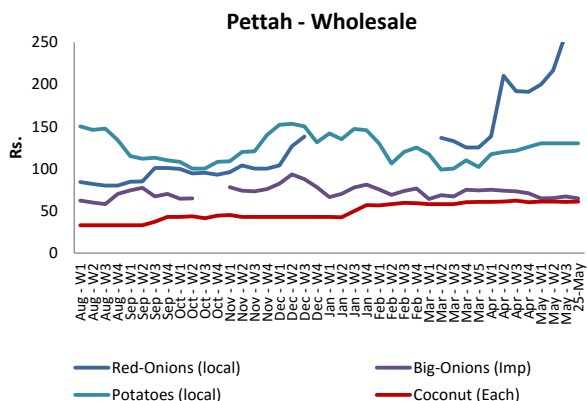
Wholesale and Retail Prices of Selected Food Commodities



Other

Item	Unit	Pettah				Dambulla			
		Wholesale		Retail		Wholesale		Retail	
		Previous 5 Days Average	25-May	Previous 5 Days Average	25-May	Previous 5 Days Average	25-May	Previous 5 Days Average	25-May
Red-Onions (local)	Rs./Kg	280.00	300.00	316.00	360.00	270.00	270.00	287.00	290.00
Red-Onions (Imp)	Rs./Kg	290.00	n.a.	330.00	n.a.	206.00	265.00	224.00	285.00
Big-Onions (local)	Rs./Kg	n.a.	n.a.	n.a.	n.a.	n.a.	n.a.	n.a.	n.a.
Big-Onions (Imp)	Rs./Kg	67.00	65.00	81.00	80.00	70.00	68.00	80.00	83.00
Potatoes (local)	Rs./Kg	130.00	130.00	160.00	160.00	122.00	128.00	136.00	145.00
Potatoes (Imp)	Rs./Kg	97.00	85.00	115.00	115.00				
Dried Chillies (Imp)	Rs./Kg	157.00	150.00	198.00	190.00	163.00	155.00	174.00	168.00
Coconut	Rs./Nut	61.00	61.00	75.00	75.00	56.00	58.00	66.00	68.00
Coconut oil	Rs./Ltr	360.00	360.00	380.00	380.00				
Dhal	Rs./Kg	139.00	138.00	155.00	155.00				
Sugar	Rs./Kg	98.00	98.00	106.00	105.00				
Eggs	Rs./Each	9.40	9.00	10.40	10.00				
Katta	Rs./Kg	800.00	800.00	850.00	850.00				
Sprats	Rs./Kg	500.00	500.00	550.00	550.00				

- Price increased by more than 5% compared to previous week average price.
- Price decreased by more than 5% compared to previous week average price.



* Prices of food commodities may vary due to quality and markets among other factors.