

## Wholesale and Retail Prices of Selected Food Commodities

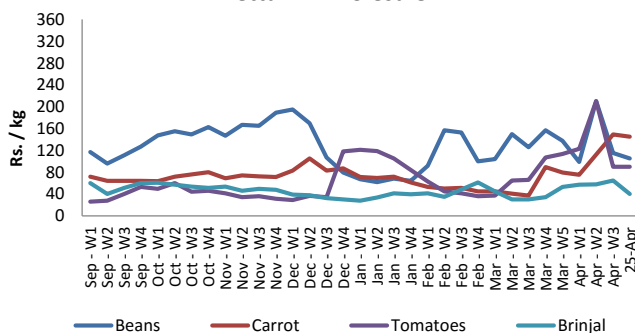


### Vegetables

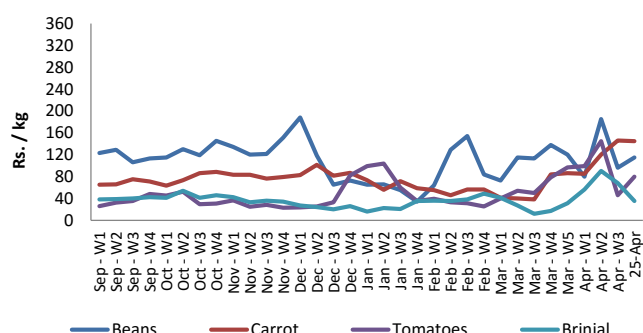
Item	Unit	Pettah				Dambulla			
		Wholesale		Retail		Wholesale		Retail	
		Previous 5 Days Average	25-Apr	Previous 5 Days Average	25-Apr	Previous 5 Days Average	25-Apr	Previous 5 Days Average	25-Apr
Beans	Rs./Kg	115.00	105.00	148.00	135.00	102.00	115.00	121.00	135.00
Carrot	Rs./Kg	146.00	145.00	177.00	185.00	160.00	145.00	179.00	170.00
Cabbage	Rs./Kg	117.00	110.00	158.00	165.00	91.00	85.00	111.00	105.00
Tomatoes	Rs./Kg	89.00	90.00	128.00	120.00	54.00	80.00	74.00	100.00
Brinjal	Rs./Kg	57.00	40.00	84.00	70.00	56.60	35.00	76.00	55.00
Pumpkin	Rs./Kg	59.00	50.00	88.00	75.00	46.00	60.00	66.00	80.00
Snake gourd	Rs./Kg	80.00	90.00	111.00	120.00	54.00	55.00	74.00	75.00

- Price increased by more than 5% compared to previous week average price.
- Price decreased by more than 5% compared to previous week average price.

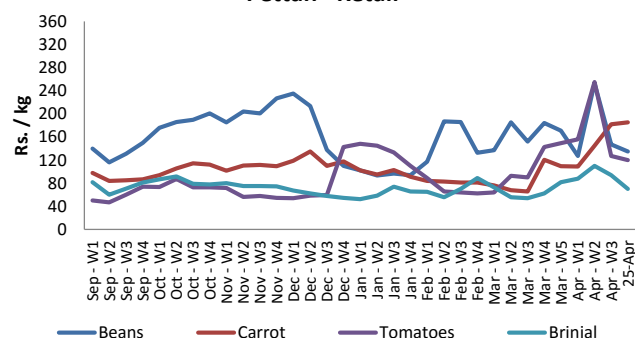
**Pettah - Wholesale**



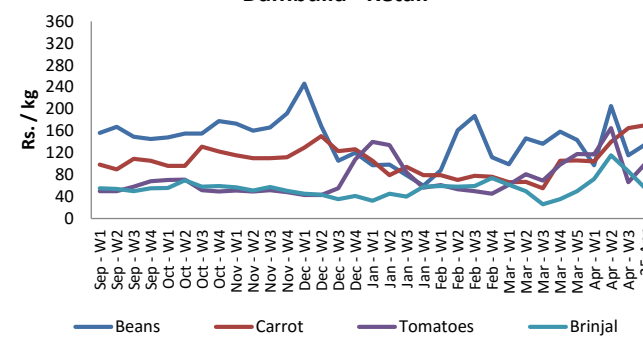
**Dambulla - Wholesale**



**Pettah - Retail**



**Dambulla - Retail**



# Wholesale and Retail Prices of Selected Food Commodities

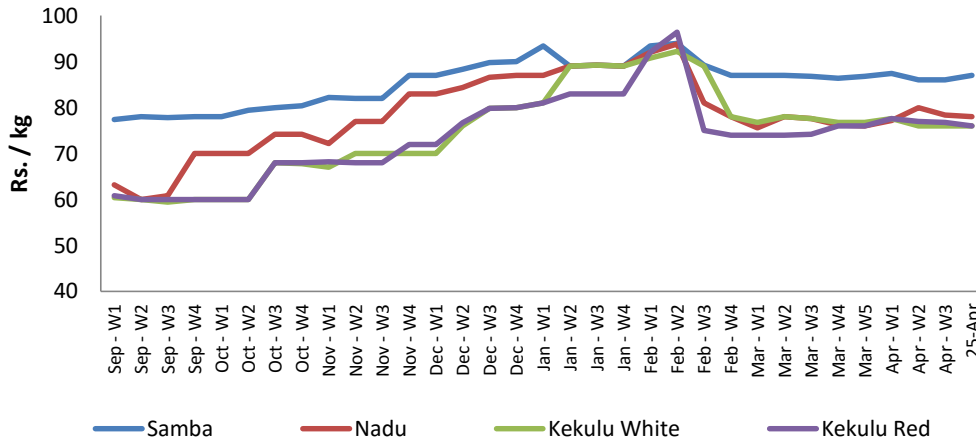


## Rice

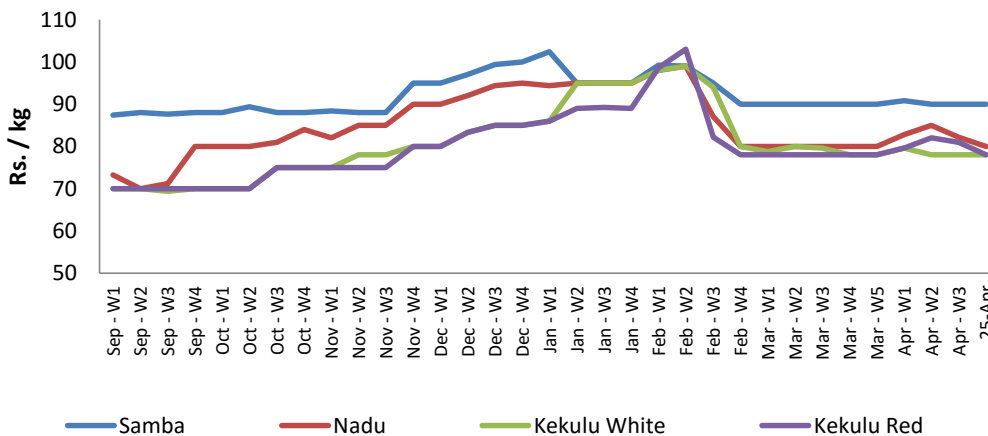
Item	Unit	Pettah			
		Wholesale		Retail	
		Previous 5 Days Average	25-Apr	Previous 5 Days Average	25-Apr
Samba	Rs./Kg	86.00	87.00	90.00	90.00
Nadu	Rs./Kg	78.00	78.00	81.00	80.00
Kekulu White	Rs./Kg	76.00	76.00	78.00	78.00
Kekulu Red	Rs./Kg	77.00	76.00	80.00	78.00

- Price increased by more than 5% compared to previous week average price.
- Price decreased by more than 5% compared to previous week average price.

Pettah - Wholesale



Pettah - Retail



## Wholesale and Retail Prices of Selected Food Commodities

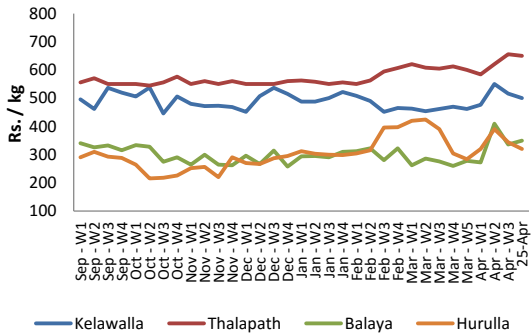


### Fish

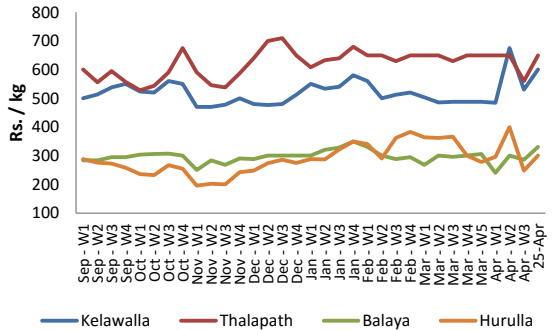
Item	Unit	Peliyagoda Fish Market				Negombo Fish Market			
		Wholesale		Retail		Wholesale		Retail	
		Previous 5 Days Average	25-Apr	Previous 5 Days Average	25-Apr	Previous 5 Days Average	25-Apr	Previous 5 Days Average	25-Apr
Kelawalla	Rs./Kg	532.00	500.00	780.00	760.00	560.00	600.00	706.00	750.00
Thalapath	Rs./Kg	670.00	650.00	820.00	820.00	570.00	650.00	730.00	800.00
Balaya	Rs./Kg	356.00	350.00	454.00	450.00	306.00	330.00	420.00	450.00
Paraw	Rs./Kg	700.00	600.00	780.00	700.00	450.00	500.00	600.00	650.00
Salaya	Rs./Kg	110.00	120.00	168.00	180.00	116.00	120.00	168.00	170.00
Hurulla	Rs./Kg	352.00	320.00	444.00	420.00	264.00	300.00	344.00	370.00

- Price increased by more than 5% compared to previous week average price.
- Price decreased by more than 5% compared to previous week average price.

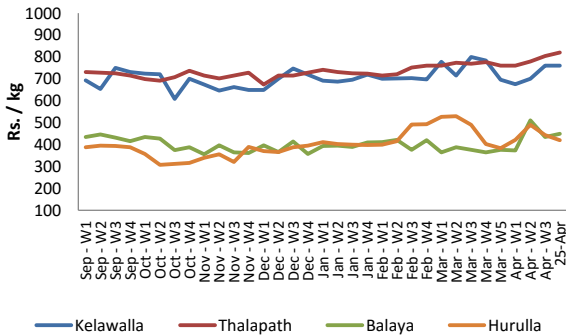
**Peliyagoda - Wholesale**



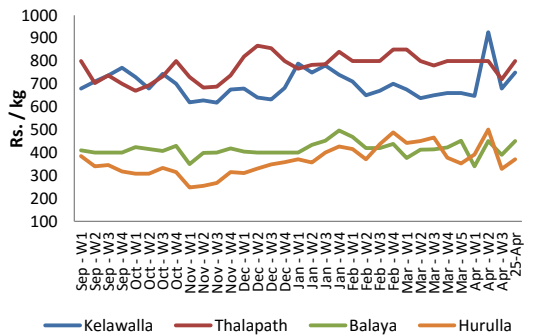
**Negombo - Wholesale**



**Peliyagoda - Retail**



**Negombo - Retail**



## Wholesale and Retail Prices of Selected Food Commodities

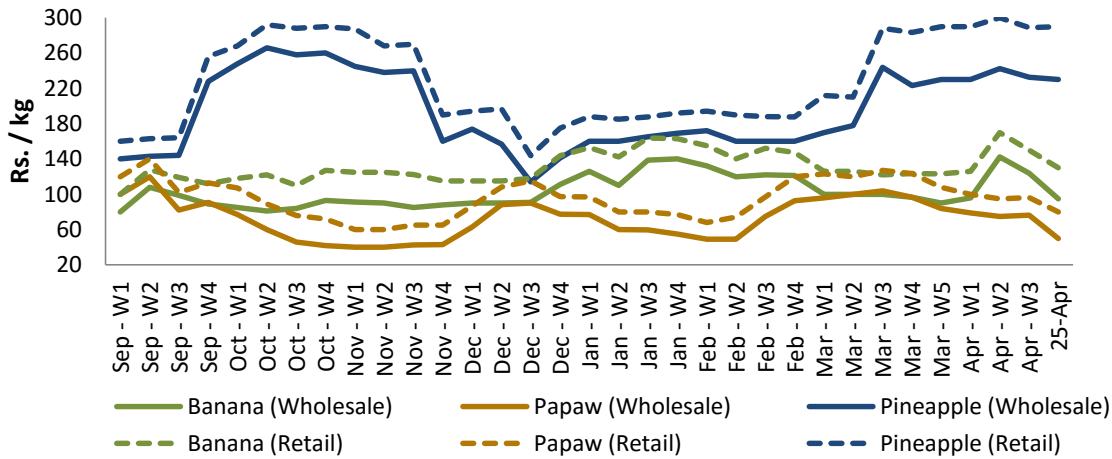


### Fruits

Item	Unit	Pettah			
		Wholesale		Retail	
		Previous 5 Days Average	25-Apr	Previous 5 Days Average	25-Apr
Banana (Sour)	Rs./Kg	115.00	95.00	145.00	130.00
Papaw	Rs./Kg	70.00	50.00	93.00	80.00
Pineapple	Rs./Kg	233.00	230.00	289.00	290.00

- Price increased by more than 5% compared to previous week average price.
- Price decreased by more than 5% compared to previous week average price.

**Pettah - Wholesale and Retail**



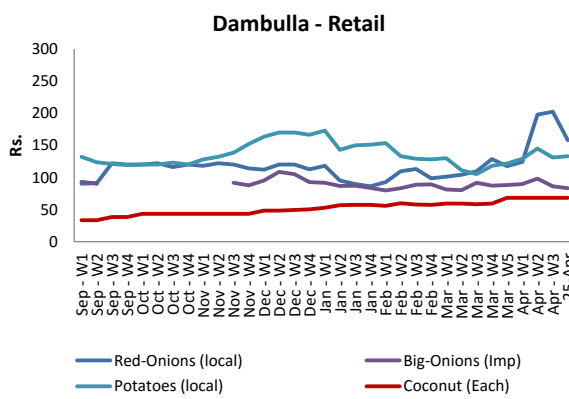
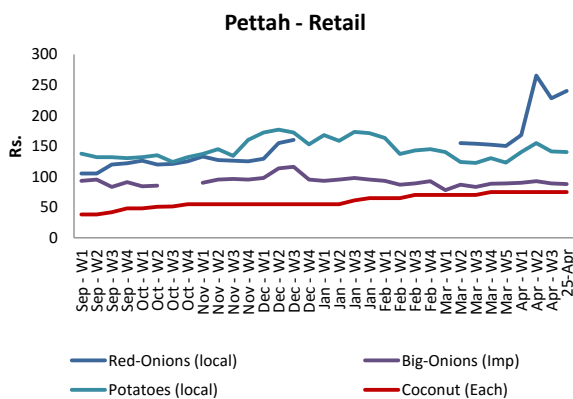
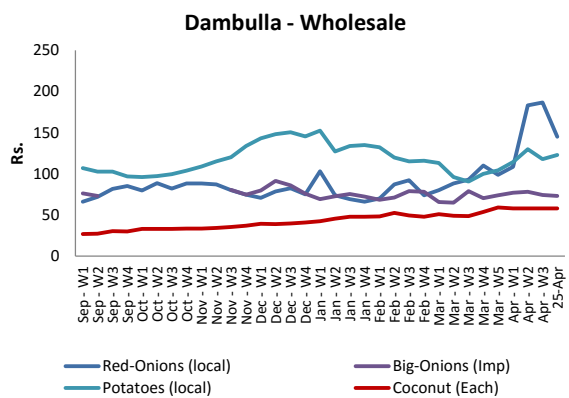
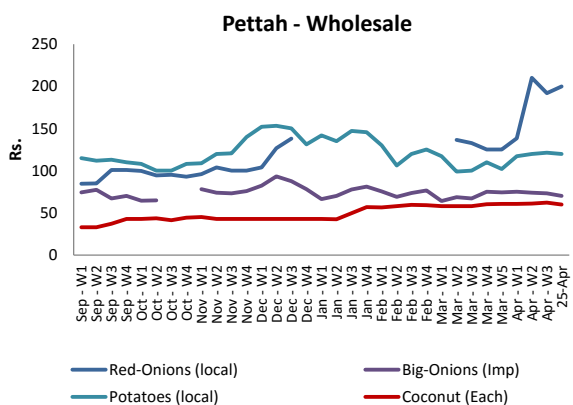
## Wholesale and Retail Prices of Selected Food Commodities



### Other

Item	Unit	Pettah				Dambulla			
		Wholesale		Retail		Wholesale		Retail	
		Previous 5 Days Average	25-Apr	Previous 5 Days Average	25-Apr	Previous 5 Days Average	25-Apr	Previous 5 Days Average	25-Apr
Red-Onions (local)	Rs./Kg	192.00	200.00	228.00	240.00	185.00	145.00	200.00	158.00
Red-Onions (Imp)	Rs./Kg	200.00	200.00	240.00	240.00	n.a.	n.a.	n.a.	n.a.
Big-Onions (local)	Rs./Kg	n.a.	n.a.	n.a.	n.a.	n.a.	n.a.	n.a.	n.a.
Big-Onions (Imp)	Rs./Kg	73.00	70.00	89.00	88.00	74.00	73.00	86.00	83.00
Potatoes (local)	Rs./Kg	121.00	120.00	141.00	140.00	115.00	123.00	127.00	133.00
Potatoes (Imp)	Rs./Kg	91.00	90.00	110.00	110.00				
Dried Chillies (Imp)	Rs./Kg	167.00	165.00	223.00	220.00	183.00	175.00	196.00	188.00
Coconut	Rs./Nut	62.00	60.00	75.00	75.00	58.00	58.00	68.00	68.00
Coconut oil	Rs./Ltr	340.00	340.00	360.00	360.00				
Dhal	Rs./Kg	136.00	140.00	155.00	157.00				
Sugar	Rs./Kg	100.00	100.00	108.00	108.00				
Eggs	Rs./Each	12.00	12.00	13.00	13.00				
Katta	Rs./Kg	800.00	800.00	850.00	850.00				
Sprats	Rs./Kg	450.00	450.00	500.00	500.00				

- Price increased by more than 5% compared to previous week average price.
- Price decreased by more than 5% compared to previous week average price.



\* Prices of food commodities may vary due to quality and markets among other factors.