

Wholesale and Retail Prices of Selected Food Commodities

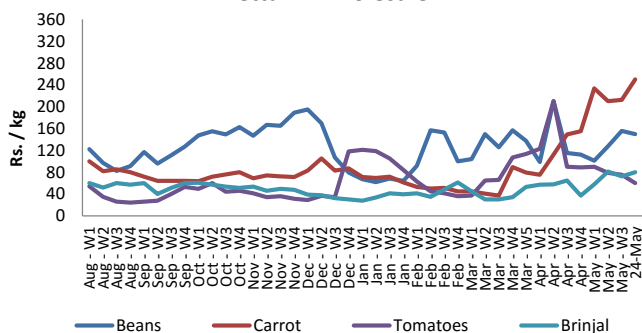


Vegetables

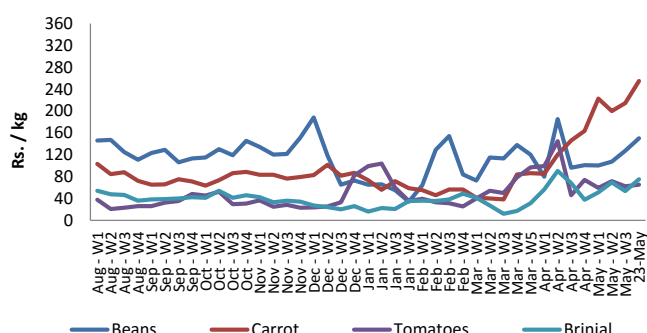
Item	Unit	Pettah				Dambulla			
		Wholesale		Retail		Wholesale		Retail	
		Previous 5 Days Average	24-May	Previous 5 Days Average	24-May	Previous 5 Days Average	24-May	Previous 5 Days Average	24-May
Beans	Rs./Kg	159.00	150.00	196.00	180.00	127.00	150.00	147.00	170.00
Carrot	Rs./Kg	229.00	250.00	276.00	280.00	219.00	255.00	241.00	275.00
Cabbage	Rs./Kg	105.00	120.00	152.00	160.00	113.00	100.00	133.00	120.00
Tomatoes	Rs./Kg	75.00	60.00	107.00	80.00	62.00	65.00	82.00	85.00
Brinjal	Rs./Kg	77.00	80.00	120.00	110.00	57.00	75.00	77.00	95.00
Pumpkin	Rs./Kg	53.00	50.00	78.00	80.00	44.00	60.00	64.00	80.00
Snake gourd	Rs./Kg	138.00	120.00	177.00	160.00	102.00	85.00	122.00	105.00

- Price increased by more than 5% compared to previous week average price.
- Price decreased by more than 5% compared to previous week average price.

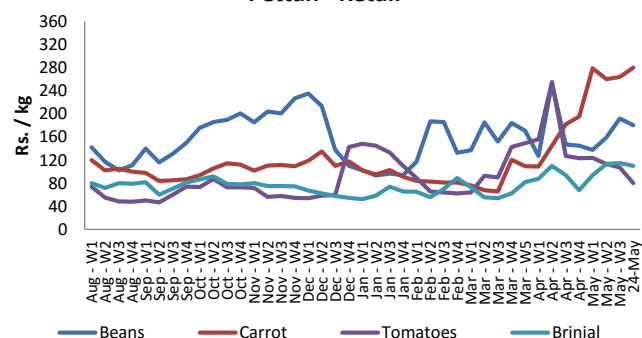
Pettah - Wholesale



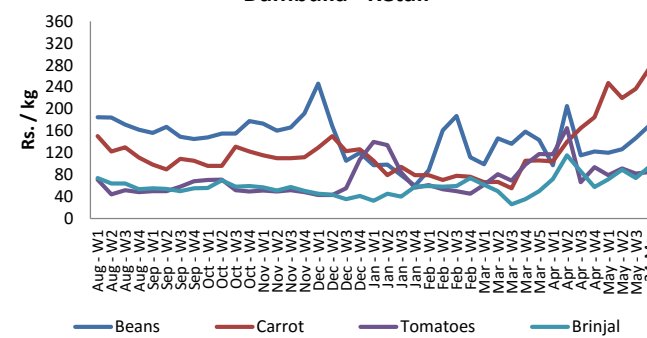
Dambulla - Wholesale



Pettah - Retail



Dambulla - Retail



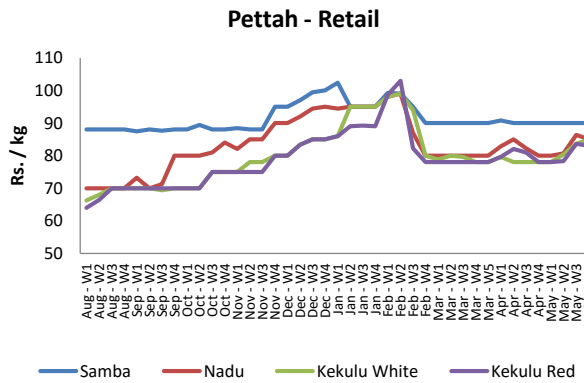
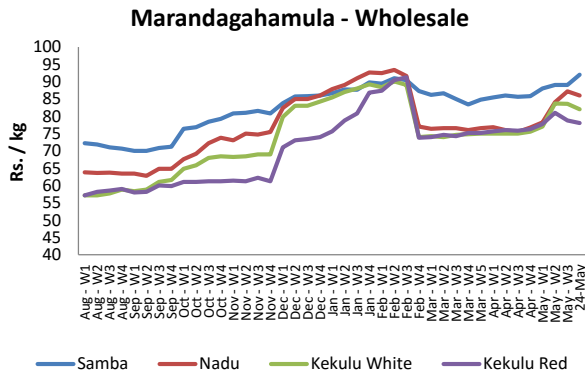
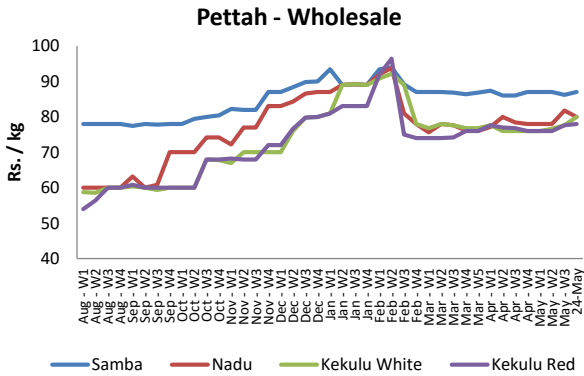
Wholesale and Retail Prices of Selected Food Commodities



Rice

Item	Unit	Pettah				Marandaghamula	
		Wholesale		Retail		Wholesale	
		Previous 5 Days Average	24-May	Previous 5 Days Average	24-May	Previous 5 Days Average	24-May
Samba	Rs./Kg	86.00	87.00	90.00	90.00	90.00	92.00
Nadu	Rs./Kg	82.00	80.00	87.00	85.00	87.00	86.00
Kekulu White	Rs./Kg	79.00	80.00	85.00	85.00	83.00	82.00
Kekulu Red	Rs./Kg	78.00	78.00	84.00	83.00	79.00	78.00

- Price increased by more than 5% compared to previous week average price.
- Price decreased by more than 5% compared to previous week average price.



Wholesale and Retail Prices of Selected Food Commodities

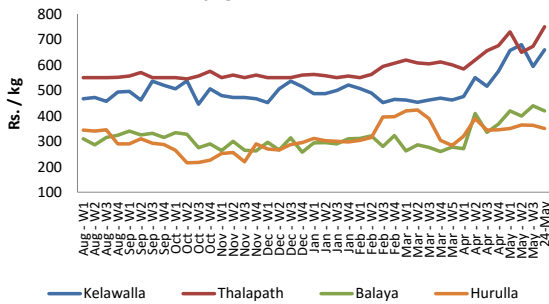


Fish

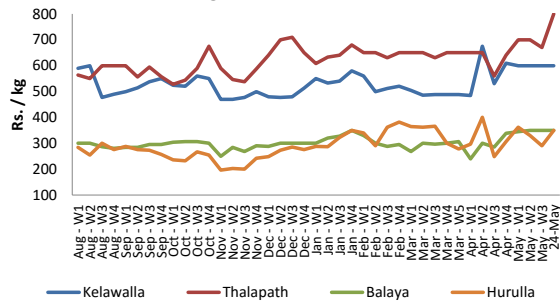
Item	Unit	Peliyagoda Fish Market				Negombo Fish Market			
		Wholesale		Retail		Wholesale		Retail	
		Previous 5 Days Average	24-May	Previous 5 Days Average	24-May	Previous 5 Days Average	24-May	Previous 5 Days Average	24-May
Kelawalla	Rs./Kg	646.00	660.00	930.00	940.00	600.00	600.00	820.00	850.00
Thalapath	Rs./Kg	668.00	750.00	880.00	980.00	720.00	800.00	960.00	1050.00
Balaya	Rs./Kg	430.00	420.00	530.00	520.00	350.00	350.00	486.00	500.00
Paraw	Rs./Kg	558.00	560.00	912.00	920.00	550.00	550.00	750.00	750.00
Salaya	Rs./Kg	148.00	150.00	228.00	230.00	152.00	150.00	228.00	220.00
Hurulla	Rs./Kg	336.00	350.00	436.00	460.00	326.00	350.00	452.00	450.00

- Price increased by more than 5% compared to previous week average price.
- Price decreased by more than 5% compared to previous week average price.

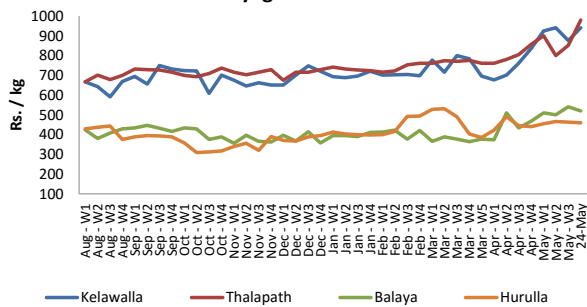
Peliyagoda - Wholesale



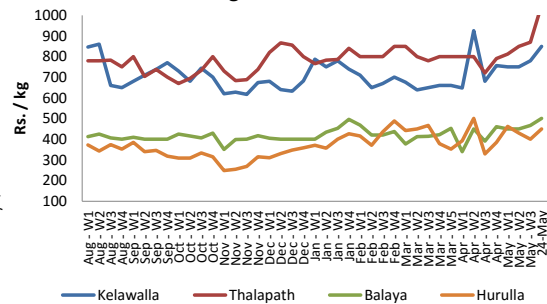
Negombo - Wholesale



Peliyagoda - Retail



Negombo - Retail



Wholesale and Retail Prices of Selected Food Commodities

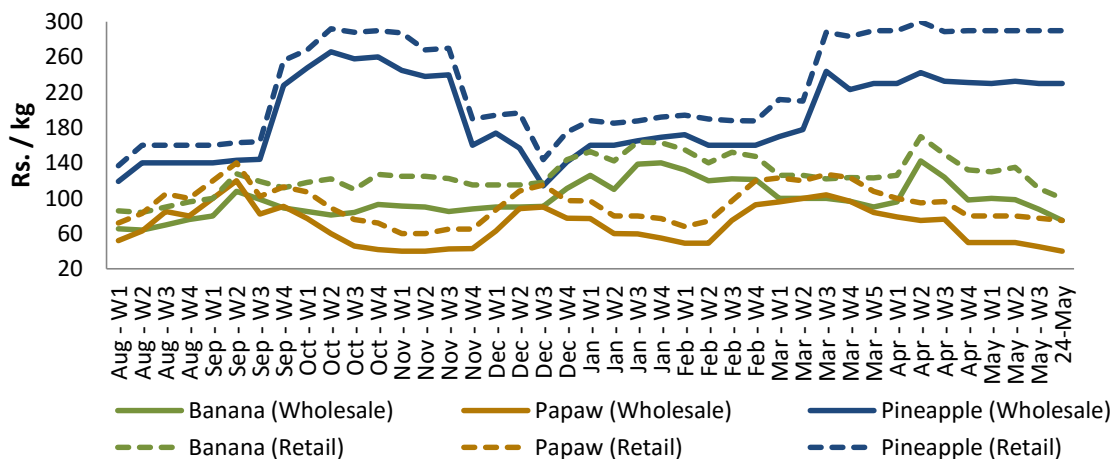


Fruits

Item	Unit	Pettah			
		Wholesale		Retail	
		Previous 5 Days Average	24-May	Previous 5 Days Average	24-May
Banana (Sour)	Rs./Kg	80.00	75.00	104.00	100.00
Papaw	Rs./Kg	43.00	40.00	78.00	75.00
Pineapple	Rs./Kg	230.00	230.00	290.00	290.00

- Price increased by more than 5% compared to previous week average price.
- Price decreased by more than 5% compared to previous week average price.

Pettah - Wholesale and Retail



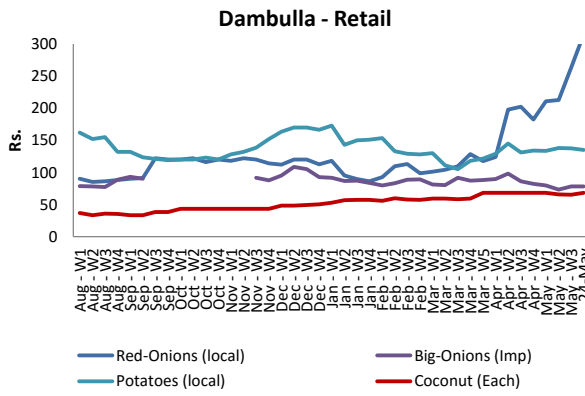
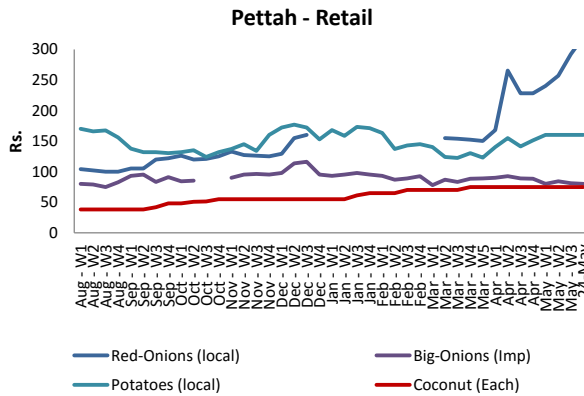
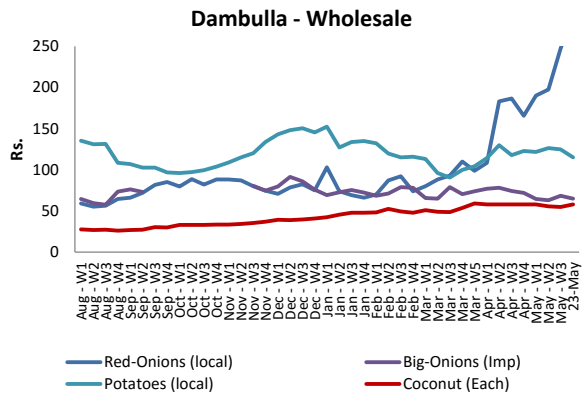
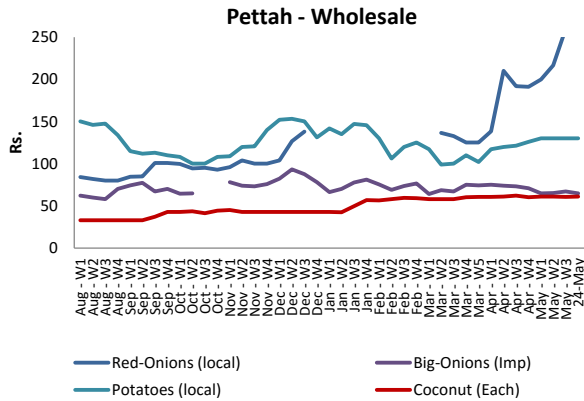
Wholesale and Retail Prices of Selected Food Commodities



Other

Item	Unit	Pettah				Dambulla			
		Wholesale		Retail		Wholesale		Retail	
		Previous 5 Days Average	24-May	Previous 5 Days Average	24-May	Previous 5 Days Average	24-May	Previous 5 Days Average	24-May
Red-Onions (local)	Rs./Kg	278.00	280.00	312.00	320.00	263.00	290.00	279.00	315.00
Red-Onions (Imp)	Rs./Kg	290.00	n.a.	330.00	n.a.	176.00	n.a.	192.00	n.a.
Big-Onions (local)	Rs./Kg	n.a.	n.a.	n.a.	n.a.	n.a.	n.a.	n.a.	n.a.
Big-Onions (Imp)	Rs./Kg	67.00	65.00	81.00	80.00	70.00	65.00	80.00	78.00
Potatoes (local)	Rs./Kg	130.00	130.00	160.00	160.00	124.00	115.00	137.00	135.00
Potatoes (Imp)	Rs./Kg	96.00	95.00	114.00	115.00				
Dried Chillies (Imp)	Rs./Kg	158.00	150.00	202.00	190.00	168.00	145.00	177.00	158.00
Coconut	Rs./Nut	61.00	61.00	75.00	75.00	55.00	58.00	65.00	68.00
Coconut oil	Rs./Ltr	360.00	360.00	380.00	380.00				
Dhal	Rs./Kg	139.00	140.00	155.00	155.00				
Sugar	Rs./Kg	99.00	98.00	107.00	105.00				
Eggs	Rs./Each	9.60	9.00	10.60	10.00				
Katta	Rs./Kg	800.00	800.00	850.00	850.00				
Sprats	Rs./Kg	500.00	500.00	550.00	550.00				

- Price increased by more than 5% compared to previous week average price.
- Price decreased by more than 5% compared to previous week average price.



* Prices of food commodities may vary due to quality and markets among other factors.