

Wholesale and Retail Prices of Selected Food Commodities

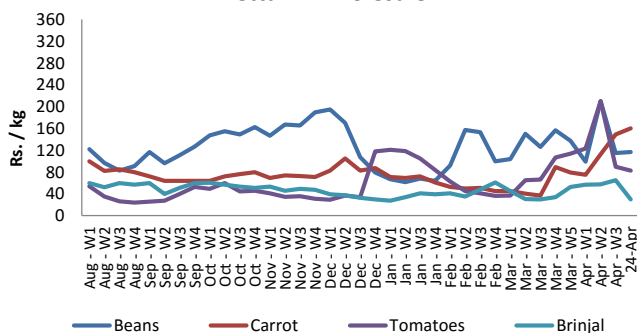


Vegetables

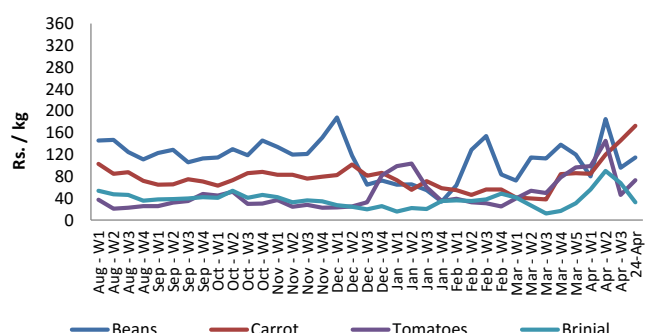
Item	Unit	Pettah				Dambulla			
		Wholesale		Retail		Wholesale		Retail	
		Previous 5 Days Average	24-Apr	Previous 5 Days Average	24-Apr	Previous 5 Days Average	24-Apr	Previous 5 Days Average	24-Apr
Beans	Rs./Kg	115.00	117.00	147.00	143.00	96.00	115.00	115.00	135.00
Carrot	Rs./Kg	149.00	160.00	182.00	195.00	146.00	173.00	165.00	193.00
Cabbage	Rs./Kg	117.00	110.00	157.00	157.00	95.00	83.00	115.00	103.00
Tomatoes	Rs./Kg	90.00	83.00	127.00	120.00	46.00	73.00	66.00	93.00
Brinjal	Rs./Kg	65.00	30.00	94.00	60.00	68.00	33.00	86.00	53.00
Pumpkin	Rs./Kg	63.00	47.00	91.00	77.00	47.00	38.00	67.00	58.00
Snake gourd	Rs./Kg	82.00	73.00	114.00	107.00	55.00	48.00	75.00	68.00

- Price increased by more than 5% compared to previous week average price.
- Price decreased by more than 5% compared to previous week average price.

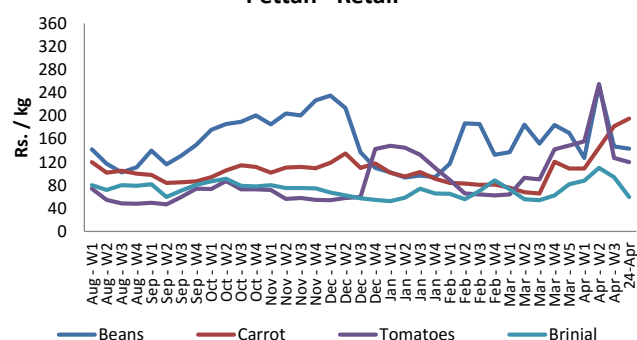
Pettah - Wholesale



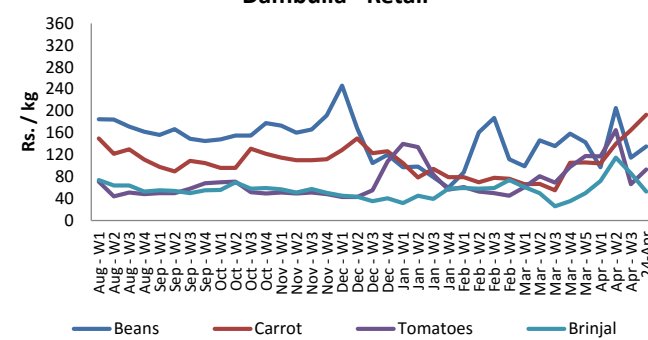
Dambulla - Wholesale



Pettah - Retail



Dambulla - Retail



Wholesale and Retail Prices of Selected Food Commodities

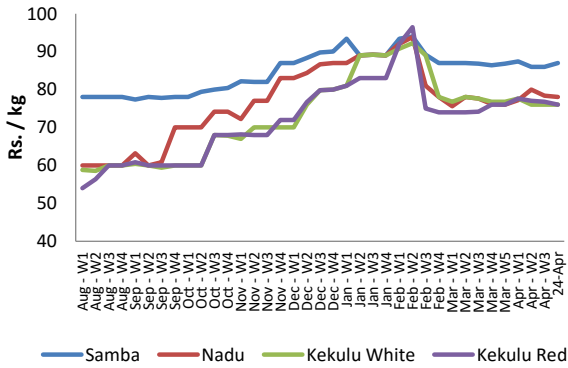


Rice

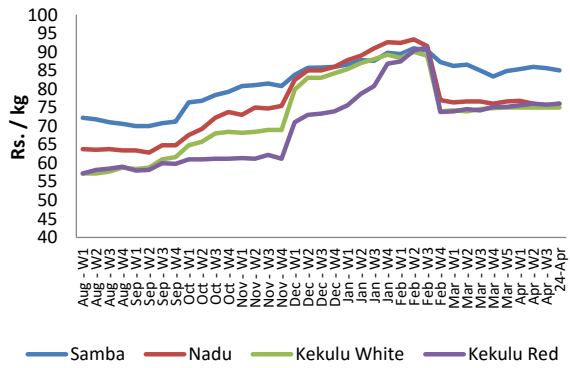
Item	Unit	Pettah				Marandaghamula	
		Wholesale		Retail		Wholesale	
		Previous 5 Days Average	24-Apr	Previous 5 Days Average	24-Apr	Previous 5 Days Average	24-Apr
Samba	Rs./Kg	86.00	87.00	90.00	90.00	86.00	85.00
Nadu	Rs./Kg	78.00	78.00	82.00	80.00	75.00	76.00
Kekulu White	Rs./Kg	76.00	76.00	78.00	78.00	75.00	75.00
Kekulu Red	Rs./Kg	77.00	76.00	81.00	78.00	76.00	76.00

- Price increased by more than 5% compared to previous week average price.
- Price decreased by more than 5% compared to previous week average price.

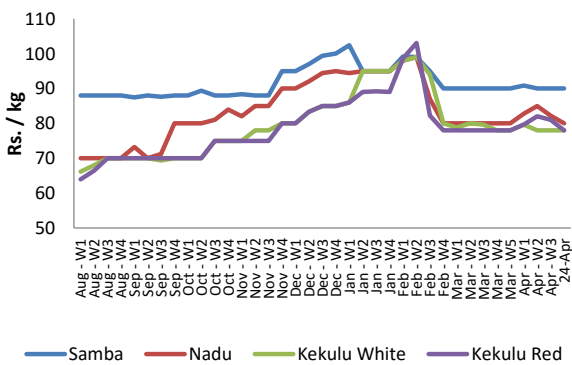
Pettah - Wholesale



Marandaghamula - Wholesale



Pettah - Retail



Wholesale and Retail Prices of Selected Food Commodities

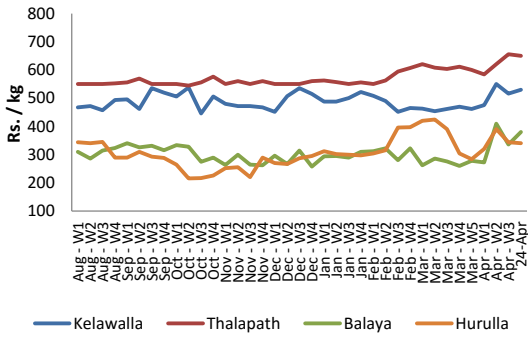


Fish

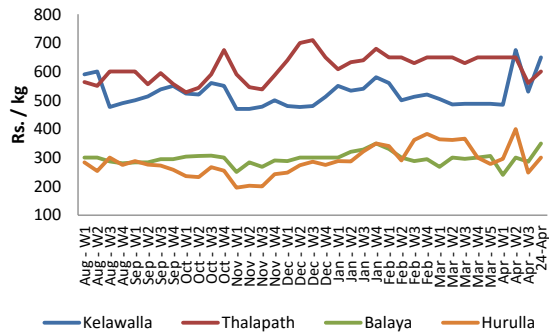
Item	Unit	Peliyagoda Fish Market				Negombo Fish Market			
		Wholesale		Retail		Wholesale		Retail	
		Previous 5 Days Average	24-Apr	Previous 5 Days Average	24-Apr	Previous 5 Days Average	24-Apr	Previous 5 Days Average	24-Apr
Kelawalla	Rs./Kg	516.00	530.00	760.00	780.00	530.00	650.00	680.00	780.00
Thalapath	Rs./Kg	656.00	650.00	804.00	820.00	560.00	600.00	720.00	750.00
Balaya	Rs./Kg	336.00	380.00	434.00	480.00	286.00	350.00	390.00	500.00
Paraw	Rs./Kg	638.00	700.00	723.00	780.00	430.00	500.00	580.00	650.00
Salaya	Rs./Kg	100.00	120.00	156.00	180.00	112.00	120.00	164.00	170.00
Hurulla	Rs./Kg	344.00	340.00	444.00	400.00	248.00	300.00	328.00	380.00

- Price increased by more than 5% compared to previous week average price.
- Price decreased by more than 5% compared to previous week average price.

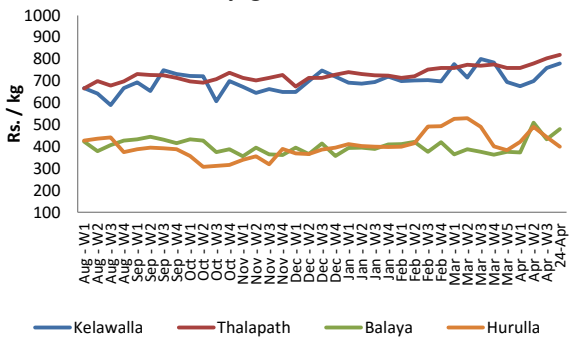
Peliyagoda - Wholesale



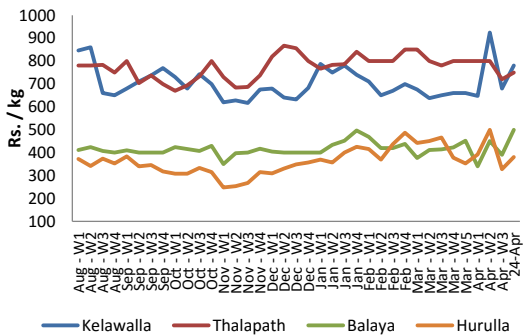
Negombo - Wholesale



Peliyagoda - Retail



Negombo - Retail



Wholesale and Retail Prices of Selected Food Commodities

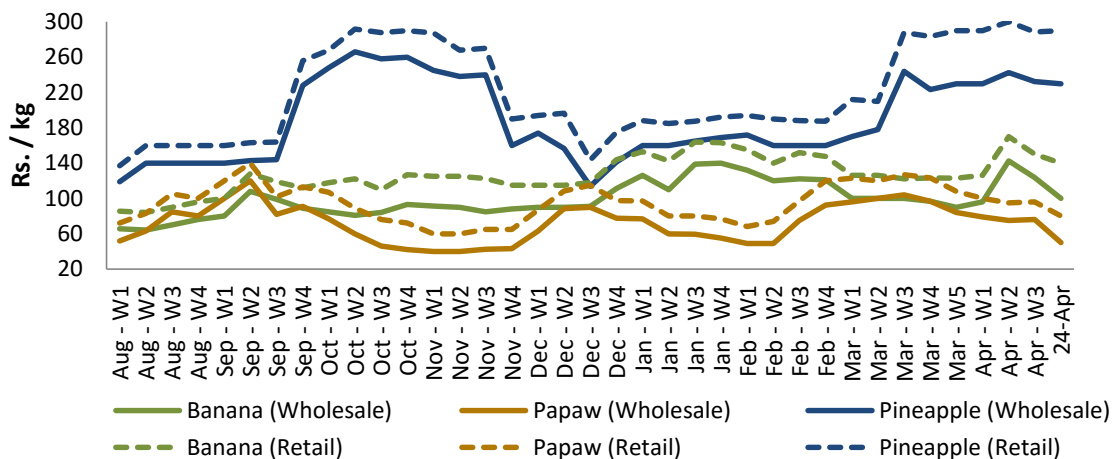


Fruits

Item	Unit	Pettah			
		Wholesale		Retail	
		Previous 5 Days Average	24-Apr	Previous 5 Days Average	24-Apr
Banana (Sour)	Rs./Kg	124.00	100.00	150.00	140.00
Papaw	Rs./Kg	76.00	50.00	96.00	80.00
Pineapple	Rs./Kg	233.00	230.00	289.00	290.00

- Price increased by more than 5% compared to previous week average price.
- Price decreased by more than 5% compared to previous week average price.

Pettah - Wholesale and Retail



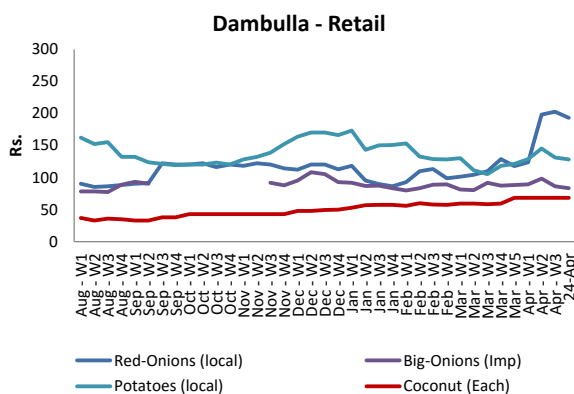
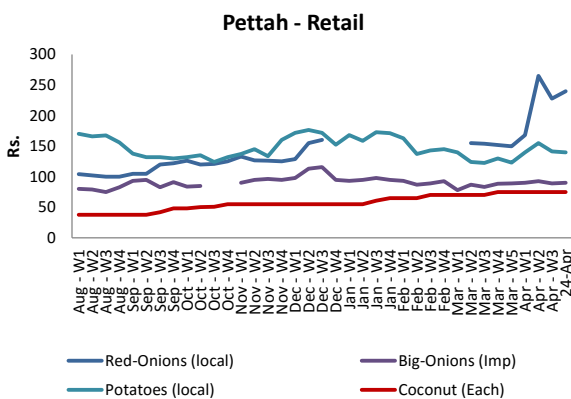
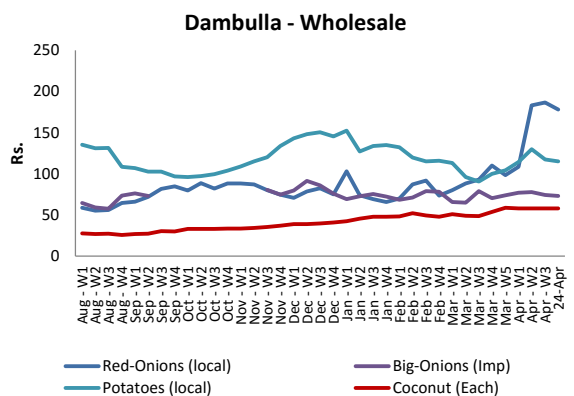
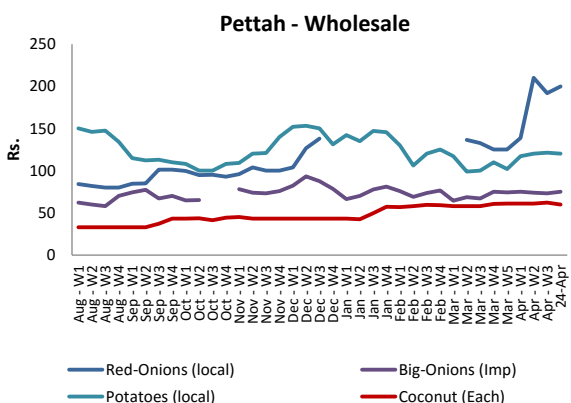
Wholesale and Retail Prices of Selected Food Commodities



Other

Item	Unit	Pettah				Dambulla			
		Wholesale		Retail		Wholesale		Retail	
		Previous 5 Days Average	24-Apr	Previous 5 Days Average	24-Apr	Previous 5 Days Average	24-Apr	Previous 5 Days Average	24-Apr
Red-Onions (local)	Rs./Kg	192.00	200.00	228.00	240.00	187.00	178.00	202.00	193.00
Red-Onions (Imp)	Rs./Kg	200.00	200.00	240.00	240.00	115.00	n.a.	128.00	n.a.
Big-Onions (local)	Rs./Kg	n.a.	n.a.	n.a.	n.a.	n.a.	n.a.	n.a.	n.a.
Big-Onions (Imp)	Rs./Kg	73.00	75.00	89.00	90.00	74.00	73.00	86.00	83.00
Potatoes (local)	Rs./Kg	121.00	120.00	141.00	140.00	118.00	115.00	131.00	128.00
Potatoes (Imp)	Rs./Kg	91.00	90.00	110.00	110.00				
Dried Chillies (Imp)	Rs./Kg	167.00	165.00	223.00	220.00	183.00	175.00	196.00	190.00
Coconut	Rs./Nut	62.00	60.00	75.00	75.00	58.00	58.00	68.00	68.00
Coconut oil	Rs./Ltr	340.00	340.00	360.00	360.00				
Dhal	Rs./Kg	135.00	140.00	155.00	157.00				
Sugar	Rs./Kg	100.00	100.00	108.00	108.00				
Eggs	Rs./Each	12.20	12.00	13.20	13.00				
Katta	Rs./Kg	800.00	800.00	850.00	850.00				
Sprats	Rs./Kg	450.00	450.00	500.00	500.00				

- Price increased by more than 5% compared to previous week average price.
- Price decreased by more than 5% compared to previous week average price.



* Prices of food commodities may vary due to quality and markets among other factors.