

## Wholesale and Retail Prices of Selected Food Commodities

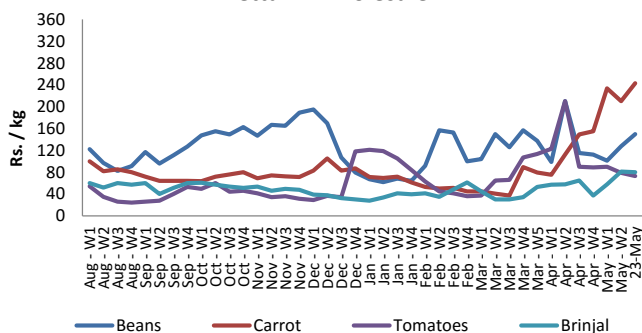


### Vegetables

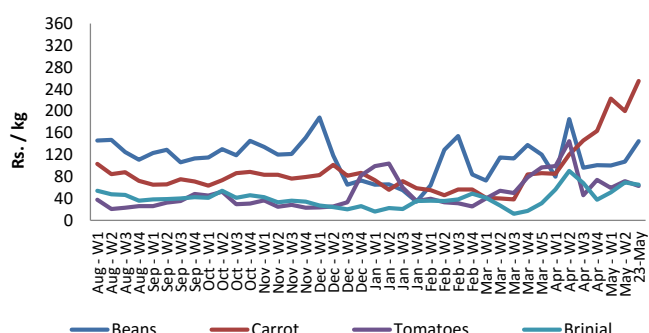
Item	Unit	Pettah				Dambulla			
		Wholesale		Retail		Wholesale		Retail	
		Previous 5 Days Average	23-May	Previous 5 Days Average	23-May	Previous 5 Days Average	23-May	Previous 5 Days Average	23-May
Beans	Rs./Kg	161.00	150.00	199.00	187.00	129.00	145.00	149.00	165.00
Carrot	Rs./Kg	228.00	243.00	274.00	288.00	217.00	255.00	239.00	275.00
Cabbage	Rs./Kg	109.00	100.00	153.00	153.00	111.00	123.00	131.00	143.00
Tomatoes	Rs./Kg	74.00	73.00	105.00	100.00	61.00	63.00	81.00	83.00
Brinjal	Rs./Kg	73.00	80.00	116.00	120.00	54.00	65.00	74.00	85.00
Pumpkin	Rs./Kg	52.00	53.00	77.00	83.00	45.00	43.00	65.00	63.00
Snake gourd	Rs./Kg	139.00	133.00	180.00	173.00	102.00	105.00	122.00	125.00

- Price increased by more than 5% compared to previous week average price.
- Price decreased by more than 5% compared to previous week average price.

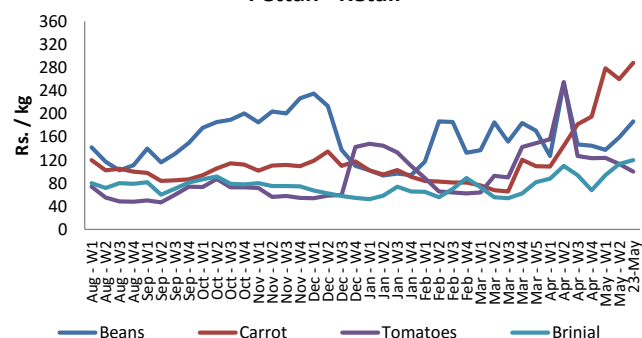
**Pettah - Wholesale**



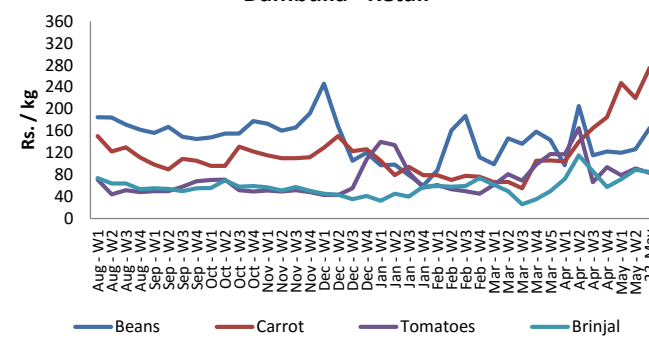
**Dambulla - Wholesale**



**Pettah - Retail**



**Dambulla - Retail**



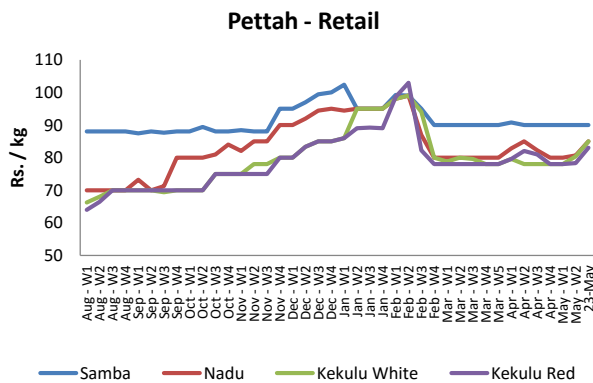
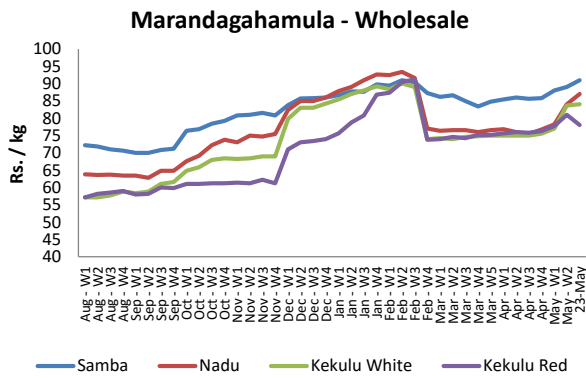
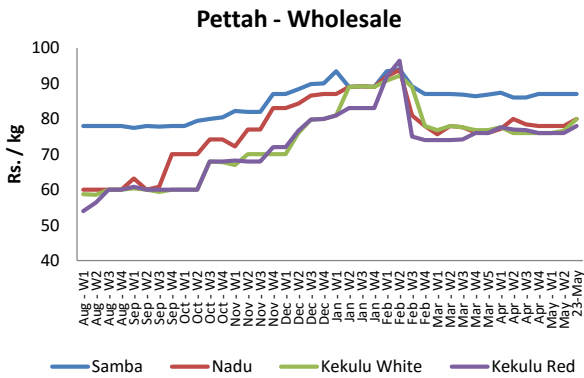
## Wholesale and Retail Prices of Selected Food Commodities



### Rice

Item	Unit	Pettah				Marandagahamula	
		Wholesale		Retail		Wholesale	
		Previous 5 Days Average	23-May	Previous 5 Days Average	23-May	Previous 5 Days Average	23-May
Samba	Rs./Kg	86.00	87.00	90.00	90.00	89.00	91.00
Nadu	Rs./Kg	82.00	80.00	87.00	85.00	87.00	87.00
Kekulu White	Rs./Kg	78.00	80.00	85.00	85.00	83.00	84.00
Kekulu Red	Rs./Kg	78.00	78.00	85.00	83.00	79.00	78.00

- Price increased by more than 5% compared to previous week average price.
- Price decreased by more than 5% compared to previous week average price.



## Wholesale and Retail Prices of Selected Food Commodities

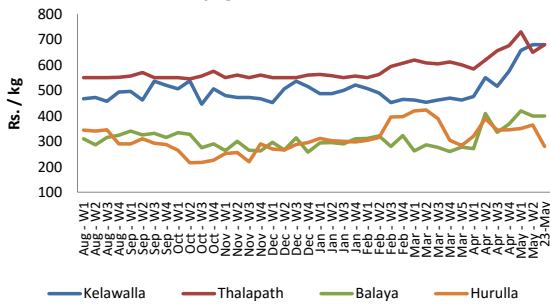


### Fish

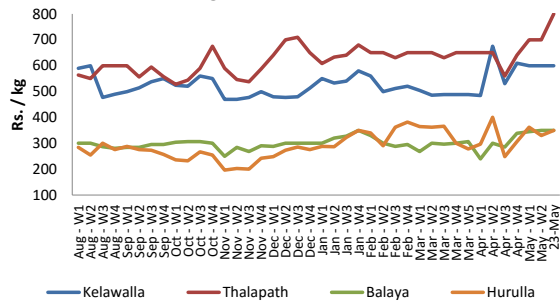
Item	Unit	Peliyagoda Fish Market				Negombo Fish Market			
		Wholesale		Retail		Wholesale		Retail	
		Previous 5 Days Average	23-May	Previous 5 Days Average	23-May	Previous 5 Days Average	23-May	Previous 5 Days Average	23-May
Kelawalla	Rs./Kg	620.00	680.00	890.00	980.00	600.00	600.00	800.00	850.00
Thalapath	Rs./Kg	668.00	680.00	864.00	880.00	680.00	800.00	900.00	1050.00
Balaya	Rs./Kg	440.00	400.00	538.00	520.00	350.00	350.00	476.00	500.00
Paraw	Rs./Kg	558.00	550.00	922.00	900.00	550.00	550.00	740.00	750.00
Salaya	Rs./Kg	148.00	150.00	226.00	230.00	142.00	150.00	216.00	220.00
Hurulla	Rs./Kg	360.00	280.00	460.00	380.00	306.00	350.00	426.00	480.00

- Price increased by more than 5% compared to previous week average price.
- Price decreased by more than 5% compared to previous week average price.

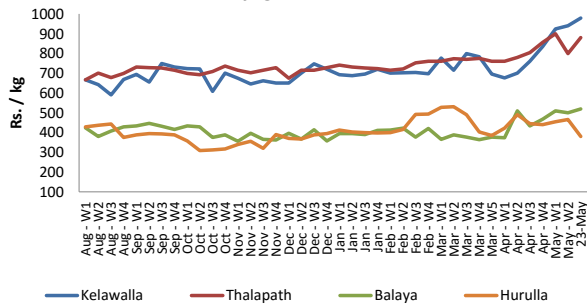
**Peliyagoda - Wholesale**



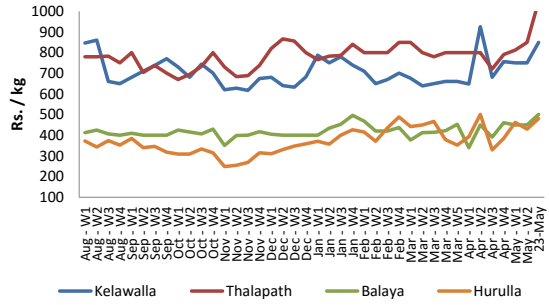
**Negombo - Wholesale**



**Peliyagoda - Retail**



**Negombo - Retail**



## Wholesale and Retail Prices of Selected Food Commodities

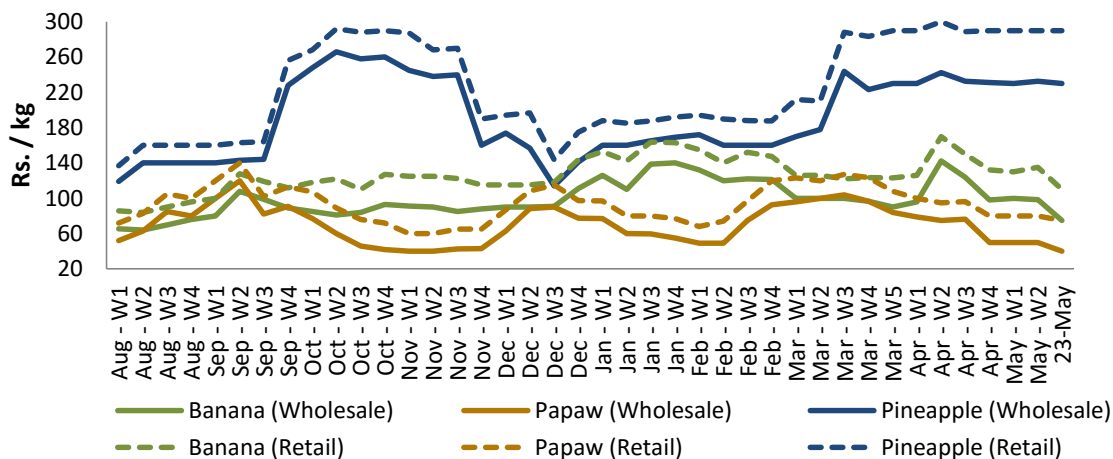


### Fruits

Item	Unit	Pettah			
		Wholesale		Retail	
		Previous 5 Days Average	23-May	Previous 5 Days Average	23-May
Banana (Sour)	Rs./Kg	83.00	75.00	104.00	110.00
Papaw	Rs./Kg	44.00	40.00	78.00	75.00
Pineapple	Rs./Kg	230.00	230.00	290.00	290.00

- Price increased by more than 5% compared to previous week average price.
- Price decreased by more than 5% compared to previous week average price.

**Pettah - Wholesale and Retail**



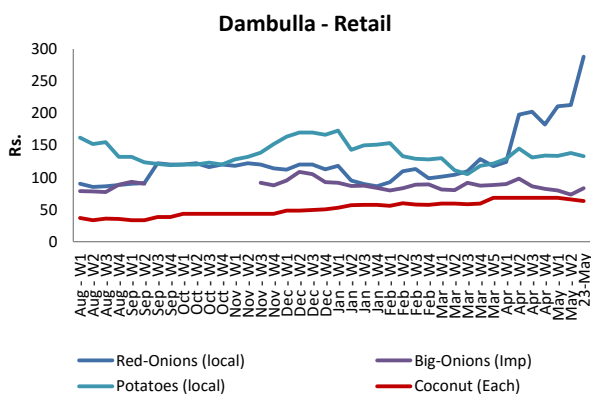
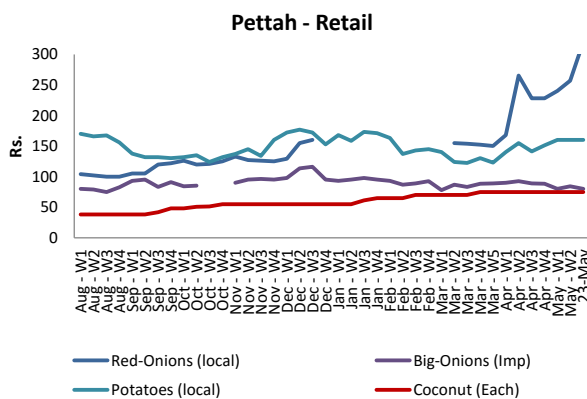
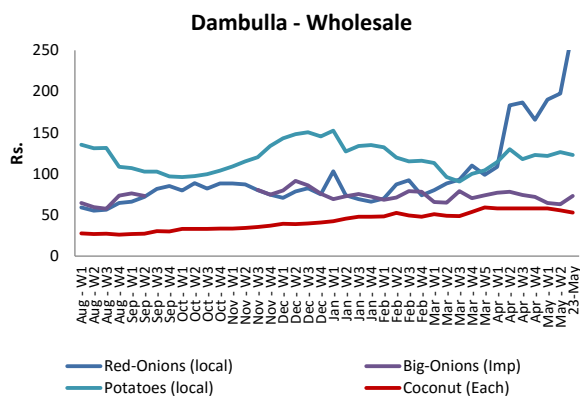
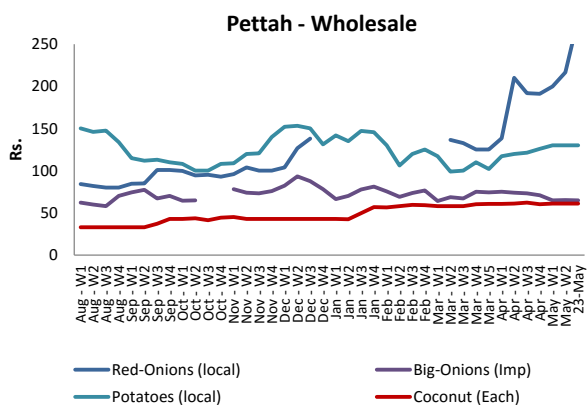
## Wholesale and Retail Prices of Selected Food Commodities



### Other

Item	Unit	Pettah				Dambulla			
		Wholesale		Retail		Wholesale		Retail	
		Previous 5 Days Average	23-May	Previous 5 Days Average	23-May	Previous 5 Days Average	23-May	Previous 5 Days Average	23-May
Red-Onions (local)	Rs./Kg	276.00	280.00	308.00	320.00	259.00	275.00	275.00	288.00
Red-Onions (Imp)	Rs./Kg	290.00	n.a.	330.00	n.a.	183.00	n.a.	199.00	n.a.
Big-Onions (local)	Rs./Kg	n.a.	n.a.	n.a.	n.a.	n.a.	n.a.	n.a.	n.a.
Big-Onions (Imp)	Rs./Kg	67.00	65.00	81.00	80.00	69.00	73.00	79.00	83.00
Potatoes (local)	Rs./Kg	130.00	130.00	160.00	160.00	123.00	123.00	136.00	133.00
Potatoes (Imp)	Rs./Kg	95.00	95.00	113.00	115.00				
Dried Chillies (Imp)	Rs./Kg	159.00	150.00	206.00	190.00	168.00	168.00	177.00	178.00
Coconut	Rs./Nut	61.00	61.00	75.00	75.00	56.00	53.00	66.00	63.00
Coconut oil	Rs./Ltr	360.00	360.00	380.00	380.00				
Dhal	Rs./Kg	138.00	140.00	155.00	155.00				
Sugar	Rs./Kg	99.00	98.00	107.00	105.00				
Eggs	Rs./Each	9.80	9.00	10.80	10.00				
Katta	Rs./Kg	800.00	800.00	850.00	850.00				
Sprats	Rs./Kg	500.00	500.00	550.00	550.00				

- Price increased by more than 5% compared to previous week average price.
- Price decreased by more than 5% compared to previous week average price.



\* Prices of food commodities may vary due to quality and markets among other factors.