

Wholesale and Retail Prices of Selected Food Commodities

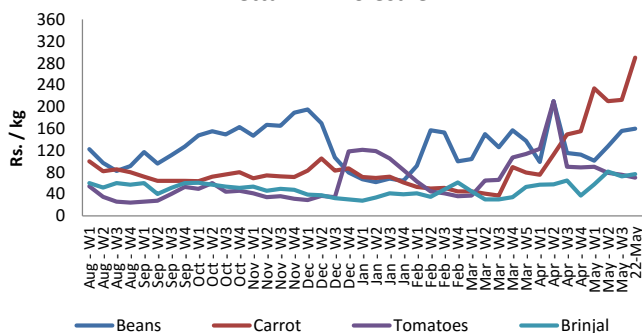


Vegetables

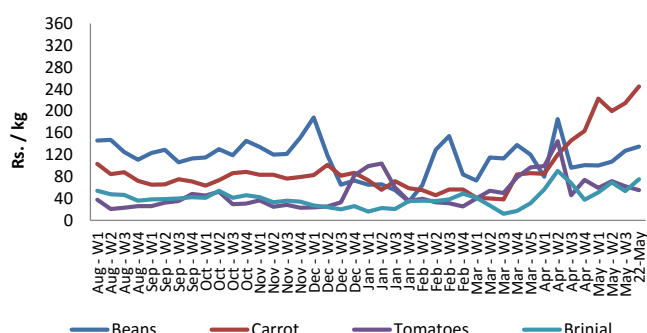
Item	Unit	Pettah				Dambulla			
		Wholesale		Retail		Wholesale		Retail	
		Previous 5 Days Average	22-May	Previous 5 Days Average	22-May	Previous 5 Days Average	22-May	Previous 5 Days Average	22-May
Beans	Rs./Kg	156.00	160.00	192.00	195.00	127.00	135.00	147.00	155.00
Carrot	Rs./Kg	213.00	290.00	264.00	320.00	215.00	245.00	237.00	265.00
Cabbage	Rs./Kg	112.00	110.00	157.00	150.00	115.00	95.00	135.00	115.00
Tomatoes	Rs./Kg	75.00	70.00	107.00	100.00	62.00	55.00	82.00	75.00
Brinjal	Rs./Kg	73.00	76.67	115.00	125.00	54.00	75.00	74.00	95.00
Pumpkin	Rs./Kg	53.00	50.00	79.00	75.00	46.00	45.00	66.00	65.00
Snake gourd	Rs./Kg	141.00	135.00	181.00	170.00	99.00	105.00	119.00	125.00

- Price increased by more than 5% compared to previous week average price.
- Price decreased by more than 5% compared to previous week average price.

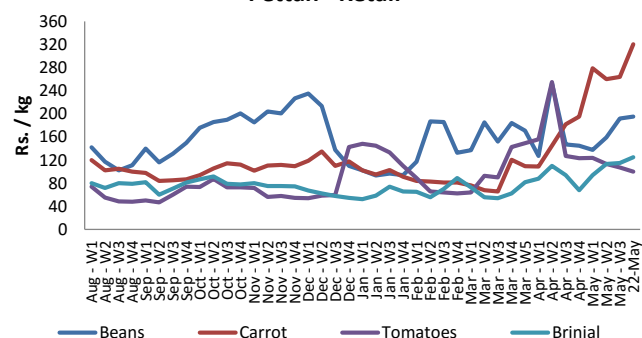
Pettah - Wholesale



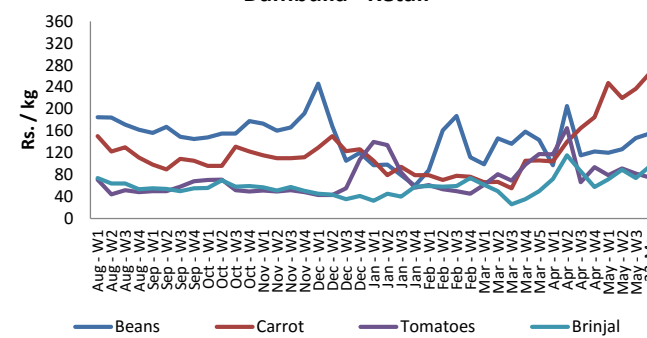
Dambulla - Wholesale



Pettah - Retail



Dambulla - Retail



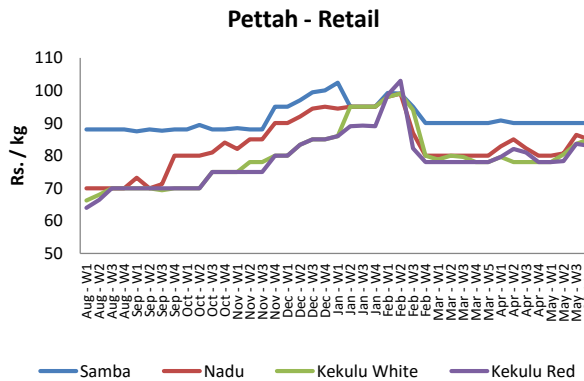
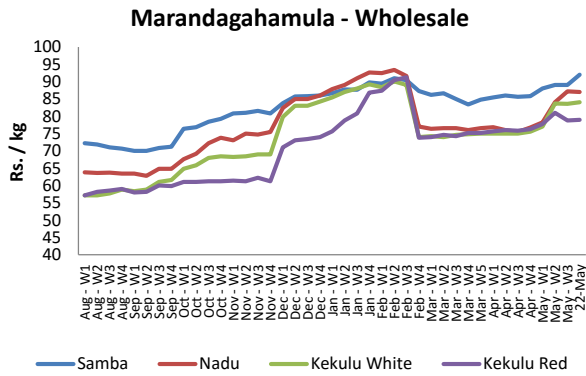
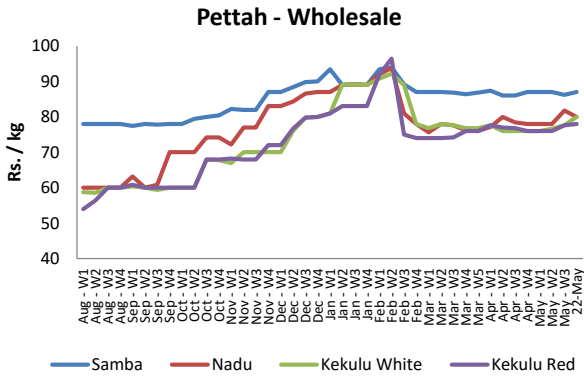
Wholesale and Retail Prices of Selected Food Commodities



Rice

Item	Unit	Pettah				Marandaghamula	
		Wholesale		Retail		Wholesale	
		Previous 5 Days Average	22-May	Previous 5 Days Average	22-May	Previous 5 Days Average	22-May
Samba	Rs./Kg	86.00	87.00	90.00	90.00	89.00	92.00
Nadu	Rs./Kg	82.00	80.00	86.00	85.00	87.20	87.00
Kekulu White	Rs./Kg	78.00	80.00	84.00	85.00	84.00	84.00
Kekulu Red	Rs./Kg	78.00	78.00	84.00	83.00	79.00	79.00

- Price increased by more than 5% compared to previous week average price.
- Price decreased by more than 5% compared to previous week average price.



Wholesale and Retail Prices of Selected Food Commodities

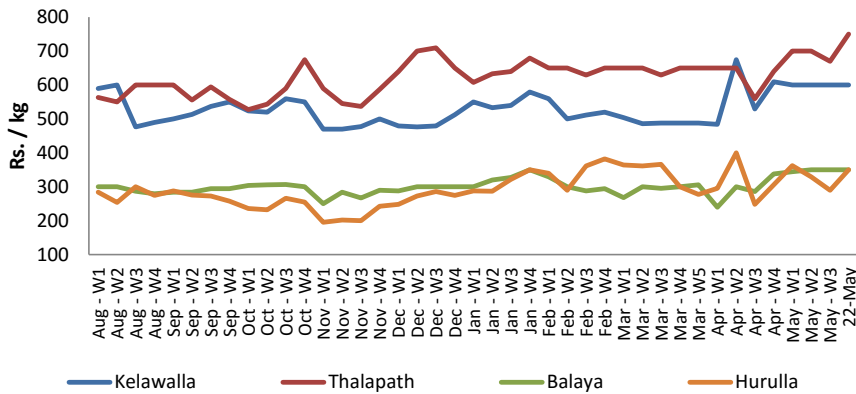


Fish

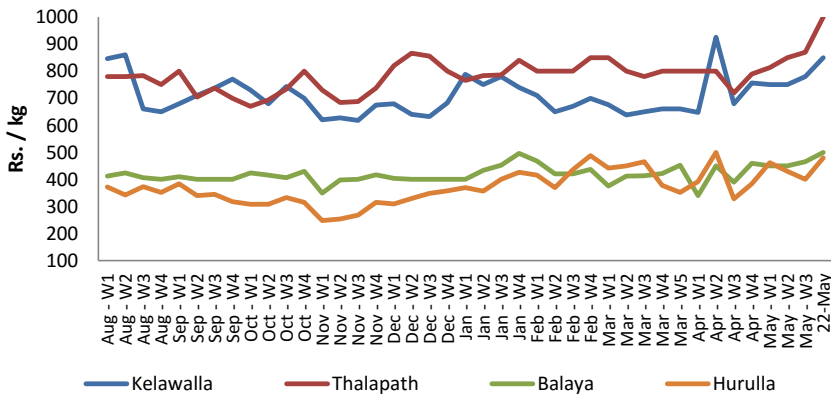
Item	Unit	Negombo Fish Market			
		Wholesale		Retail	
		Previous 5 Days Average	22-May	Previous 5 Days Average	22-May
Kelawalla	Rs./Kg	600.00	600.00	780.00	850.00
Thalapath	Rs./Kg	670.00	750.00	870.00	1000.00
Balaya	Rs./Kg	350.00	350.00	466.00	500.00
Paraw	Rs./Kg	550.00	550.00	730.00	750.00
Salaya	Rs./Kg	134.00	170.00	202.00	250.00
Hurulla	Rs./Kg	290.00	350.00	400.00	480.00

- Price increased by more than 5% compared to previous week average price.
- Price decreased by more than 5% compared to previous week average price.

Negombo - Wholesale



Negombo - Retail



Wholesale and Retail Prices of Selected Food Commodities

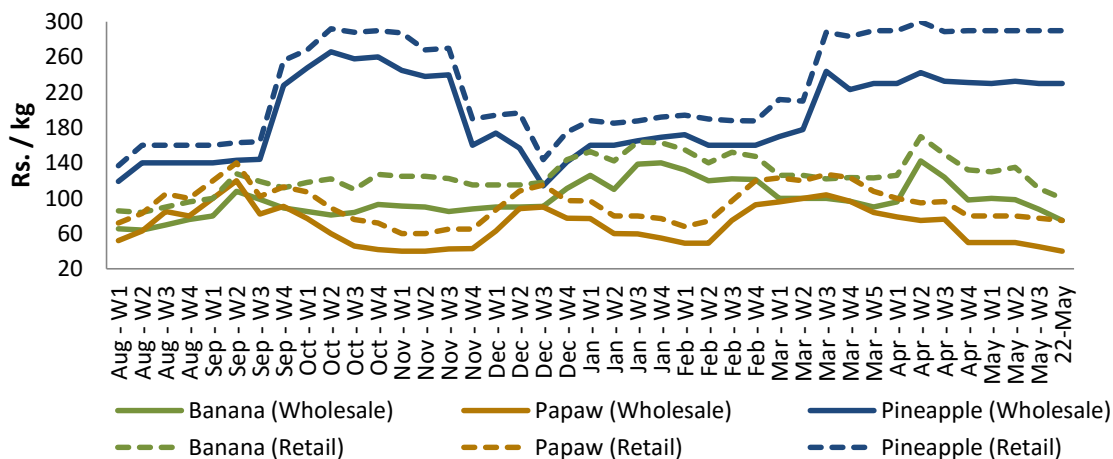


Fruits

Item	Unit	Pettah			
		Wholesale		Retail	
		Previous 5 Days Average	22-May	Previous 5 Days Average	22-May
Banana (Sour)	Rs./Kg	88.00	75.00	111.00	100.00
Papaw	Rs./Kg	45.00	40.00	78.00	75.00
Pineapple	Rs./Kg	230.00	230.00	290.00	290.00

- Price increased by more than 5% compared to previous week average price.
- Price decreased by more than 5% compared to previous week average price.

Pettah - Wholesale and Retail



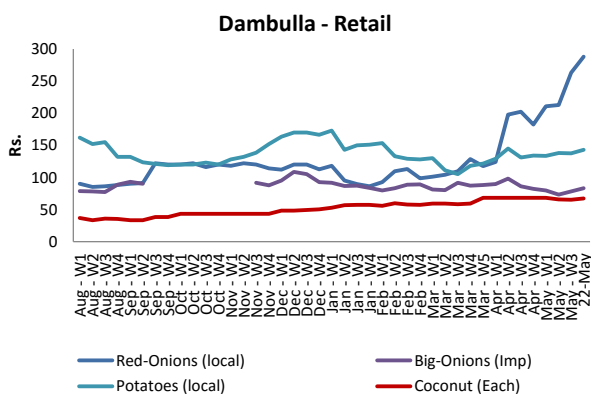
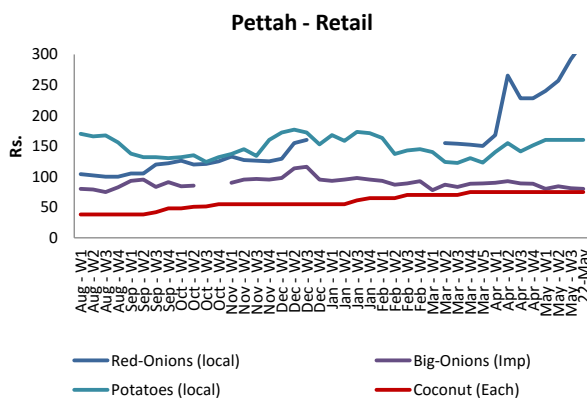
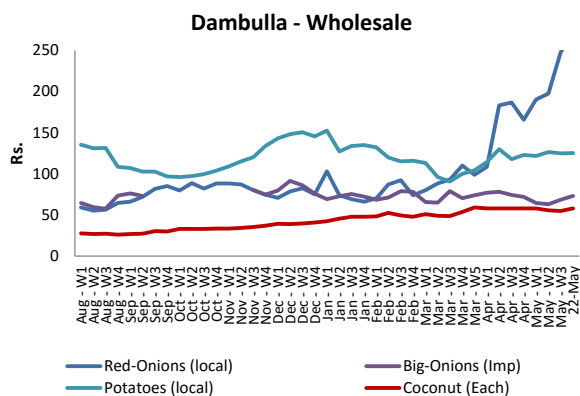
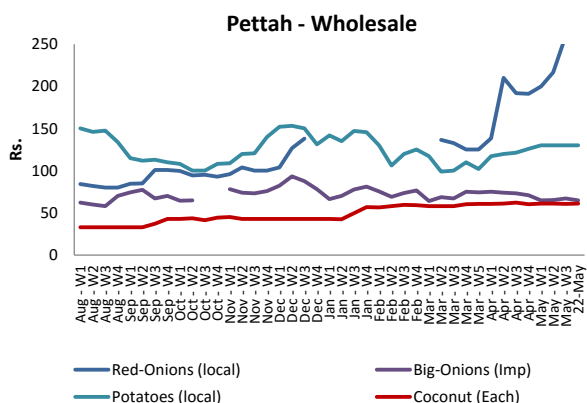
Wholesale and Retail Prices of Selected Food Commodities



Other

Item	Unit	Pettah				Dambulla			
		Wholesale		Retail		Wholesale		Retail	
		Previous 5 Days Average	22-May	Previous 5 Days Average	22-May	Previous 5 Days Average	22-May	Previous 5 Days Average	22-May
Red-Onions (local)	Rs./Kg	260.00	280.00	292.00	320.00	247.00	275.00	263.00	288.00
Red-Onions (Imp)	Rs./Kg	265.00	n.a.	305.00	n.a.	181.00	n.a.	196.00	n.a.
Big-Onions (local)	Rs./Kg	n.a.	n.a.	n.a.	n.a.	n.a.	n.a.	n.a.	n.a.
Big-Onions (Imp)	Rs./Kg	67.00	65.00	81.00	80.00	68.00	73.00	78.00	83.00
Potatoes (local)	Rs./Kg	130.00	130.00	160.00	160.00	125.00	125.00	137.00	143.00
Potatoes (Imp)	Rs./Kg	94.00	95.00	112.00	115.00				
Dried Chillies (Imp)	Rs./Kg	162.00	150.00	212.00	190.00	168.00	168.00	177.00	180.00
Coconut	Rs./Nut	61.00	61.00	75.00	75.00	55.00	58.00	65.00	67.00
Coconut oil	Rs./Ltr	360.00	360.00	380.00	380.00				
Dhal	Rs./Kg	137.40	140.00	155.00	155.00				
Sugar	Rs./Kg	100.00	98.00	108.00	105.00				
Eggs	Rs./Each	10.00	9.00	11.00	10.00				
Katta	Rs./Kg	800.00	800.00	850.00	850.00				
Sprats	Rs./Kg	488.00	500.00	538.00	550.00				

- Price increased by more than 5% compared to previous week average price.
- Price decreased by more than 5% compared to previous week average price.



* Prices of food commodities may vary due to quality and markets among other factors.