

## Wholesale and Retail Prices of Selected Food Commodities

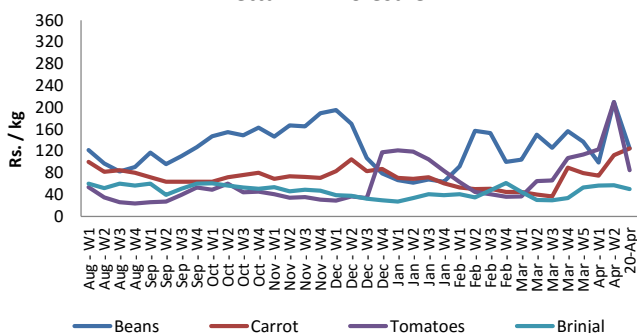


### Vegetables

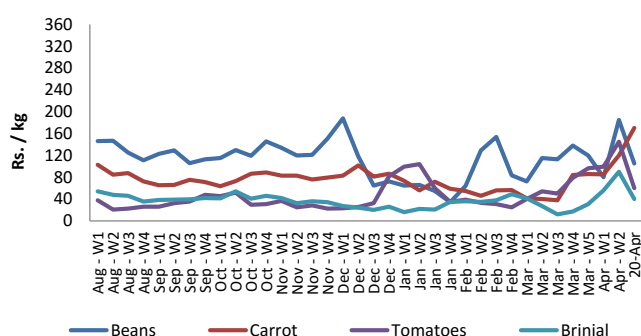
Item	Unit	Pettah				Dambulla			
		Wholesale		Retail		Wholesale		Retail	
		Previous 5 Days Average	20-Apr	Previous 5 Days Average	20-Apr	Previous 5 Days Average	20-Apr	Previous 5 Days Average	20-Apr
Beans	Rs./Kg	152.00	125.00	189.00	160.00	106.00	105.00	125.00	125.00
Carrot	Rs./Kg	145.00	125.00	180.00	150.00	129.00	170.00	149.00	185.00
Cabbage	Rs./Kg	106.00	120.00	151.00	160.00	88.00	95.00	108.00	115.00
Tomatoes	Rs./Kg	137.00	85.00	177.00	120.00	64.00	60.00	84.00	80.00
Brinjal	Rs./Kg	67.00	50.00	106.00	75.00	89.00	40.00	108.00	60.00
Pumpkin	Rs./Kg	64.00	60.00	90.00	90.00	50.00	45.00	70.00	65.00
Snake gourd	Rs./Kg	82.00	75.00	114.00	100.00	58.00	45.00	78.00	65.00

- Price increased by more than 5% compared to previous week average price.
- Price decreased by more than 5% compared to previous week average price.

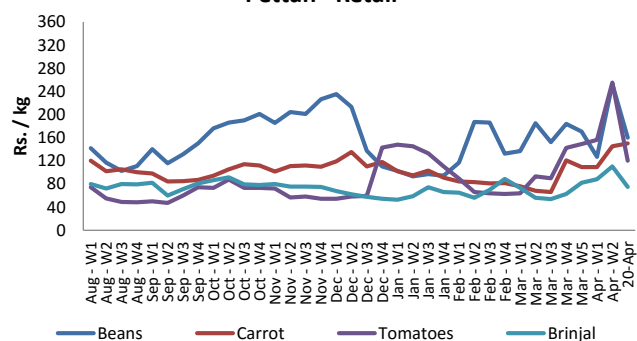
**Pettah - Wholesale**



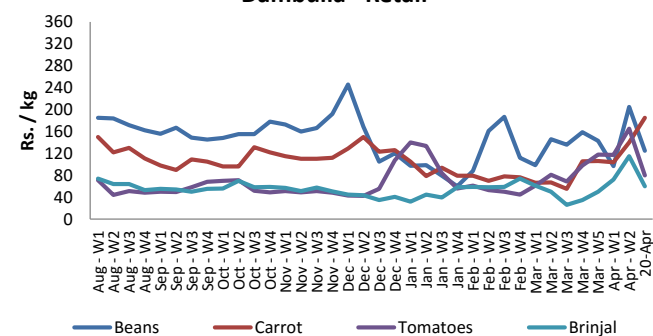
**Dambulla - Wholesale**



**Pettah - Retail**



**Dambulla - Retail**



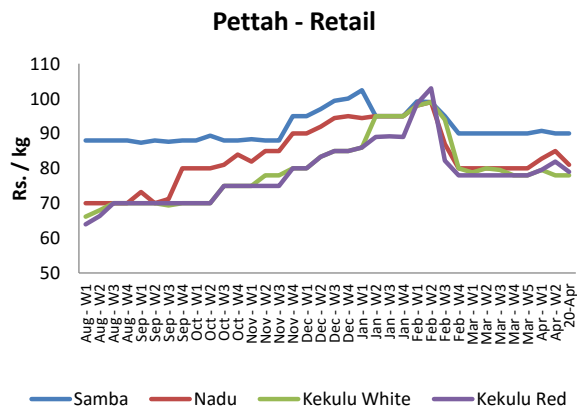
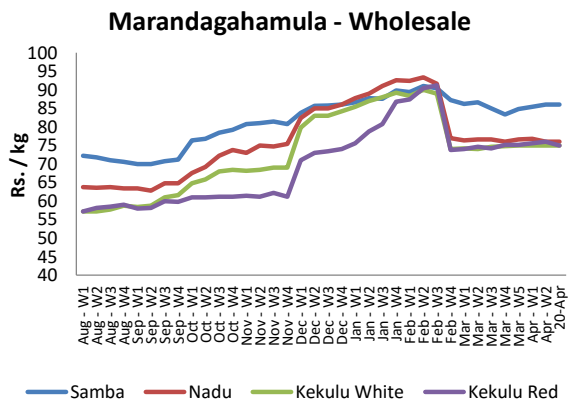
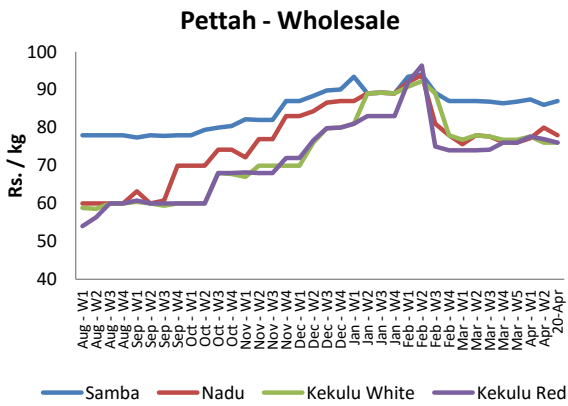
## Wholesale and Retail Prices of Selected Food Commodities



### Rice

Item	Unit	Pettah				Marandagahamula	
		Wholesale		Retail		Wholesale	
		Previous 5 Days Average	20-Apr	Previous 5 Days Average	20-Apr	Previous 5 Days Average	20-Apr
Samba	Rs./Kg	86.00	87.00	90.00	90.00	86.00	86.00
Nadu	Rs./Kg	80.00	78.00	84.00	81.00	75.00	76.00
Kekulu White	Rs./Kg	76.00	76.00	78.00	78.00	75.00	75.00
Kekulu Red	Rs./Kg	77.00	76.00	82.00	79.00	76.00	75.00

- Price increased by more than 5% compared to previous week average price.
- Price decreased by more than 5% compared to previous week average price.



## Wholesale and Retail Prices of Selected Food Commodities

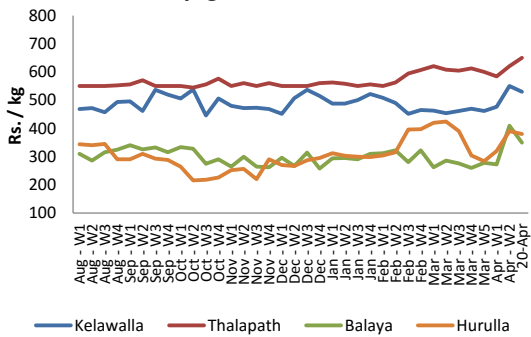


### Fish

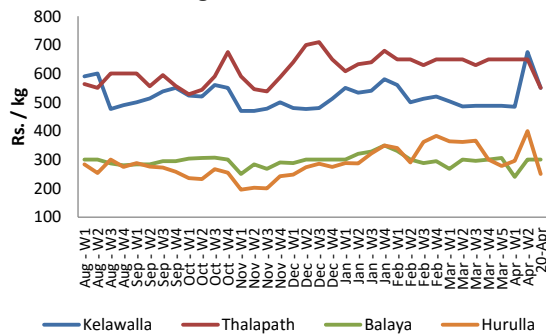
Item	Unit	Peliyagoda Fish Market				Negombo Fish Market			
		Wholesale		Retail		Wholesale		Retail	
		Previous 5 Days Average	20-Apr	Previous 5 Days Average	20-Apr	Previous 5 Days Average	20-Apr	Previous 5 Days Average	20-Apr
Kelawalla	Rs./Kg	524.00	530.00	728.00	780.00	570.00	550.00	760.00	700.00
Thalapath	Rs./Kg	644.00	650.00	788.00	820.00	590.00	550.00	740.00	750.00
Balaya	Rs./Kg	364.00	350.00	460.00	450.00	280.00	300.00	400.00	400.00
Paraw	Rs./Kg	538.00	700.00	782.50	780.00	460.00	450.00	630.00	600.00
Salaya	Rs./Kg	96.00	120.00	152.00	180.00	132.00	120.00	190.00	170.00
Hurulla	Rs./Kg	368.00	380.00	468.00	480.00	304.00	250.00	392.00	330.00

- Price increased by more than 5% compared to previous week average price.
- Price decreased by more than 5% compared to previous week average price.

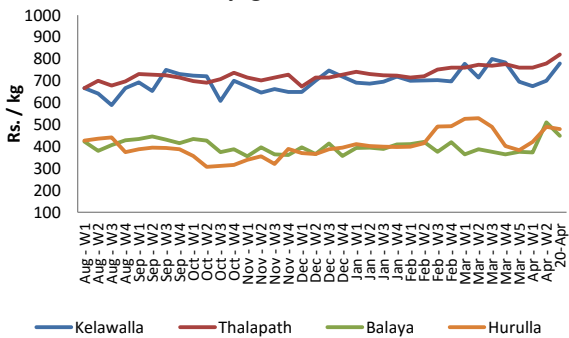
**Peliyagoda - Wholesale**



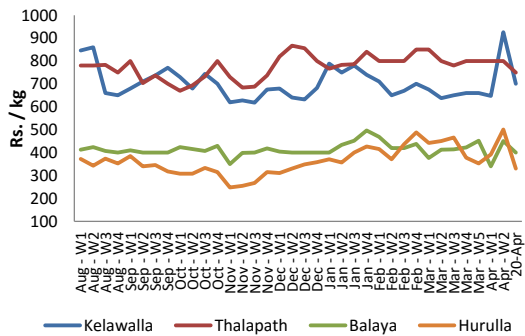
**Negombo - Wholesale**



**Peliyagoda - Retail**



**Negombo - Retail**



## Wholesale and Retail Prices of Selected Food Commodities

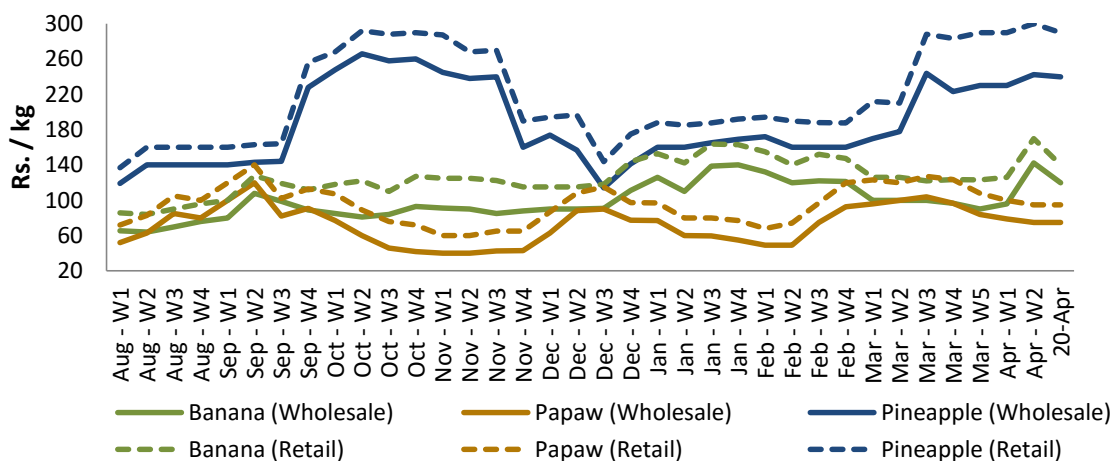


### Fruits

Item	Unit	Pettah			
		Wholesale		Retail	
		Previous 5 Days Average	20-Apr	Previous 5 Days Average	20-Apr
Banana (Sour)	Rs./Kg	135.00	120.00	165.00	140.00
Papaw	Rs./Kg	75.00	75.00	95.00	95.00
Pineapple	Rs./Kg	236.25	240.00	293.75	290.00

- Price increased by more than 5% compared to previous week average price.
- Price decreased by more than 5% compared to previous week average price.

**Pettah - Wholesale and Retail**



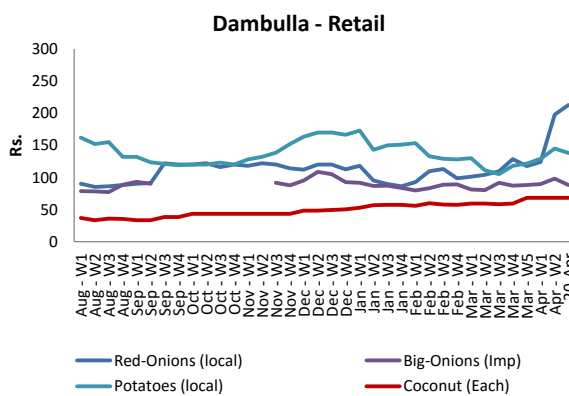
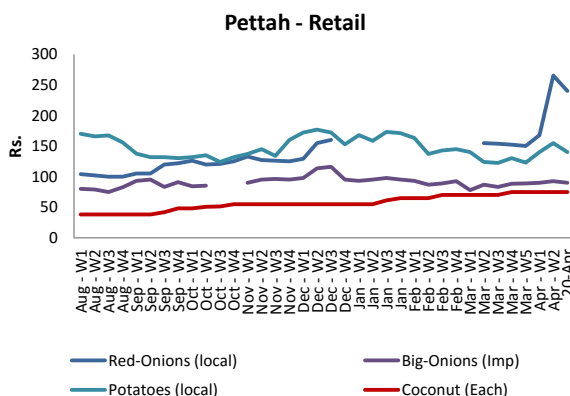
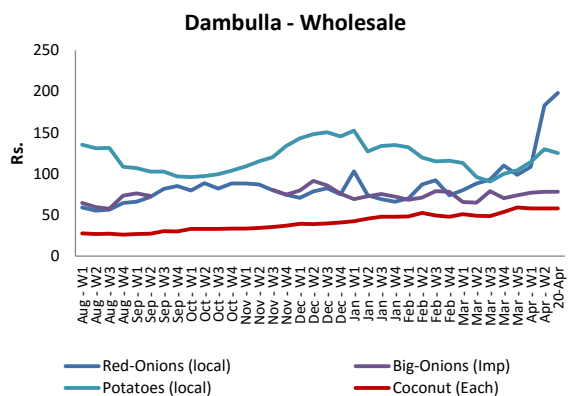
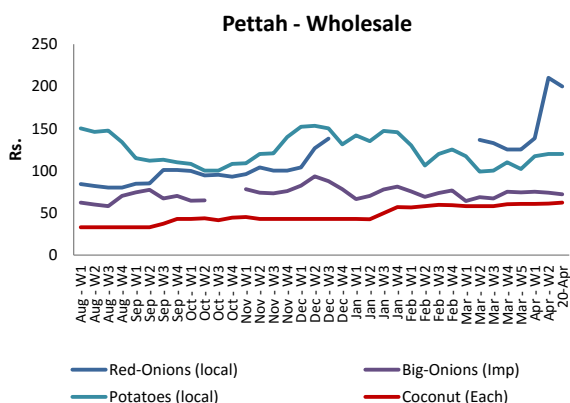
## Wholesale and Retail Prices of Selected Food Commodities



### Other

Item	Unit	Pettah				Dambulla			
		Wholesale		Retail		Wholesale		Retail	
		Previous 5 Days Average	20-Apr	Previous 5 Days Average	20-Apr	Previous 5 Days Average	20-Apr	Previous 5 Days Average	20-Apr
Red-Onions (local)	Rs./Kg	196.00	200.00	238.00	240.00	178.00	198.00	194.00	213.00
Red-Onions (Imp)	Rs./Kg	200.00	200.00	250.00	240.00	115.00	n.a.	128.00	n.a.
Big-Onions (local)	Rs./Kg	n.a.	n.a.	n.a.	n.a.	n.a.	n.a.	n.a.	n.a.
Big-Onions (Imp)	Rs./Kg	74.00	72.00	90.00	90.00	75.00	78.00	89.00	88.00
Potatoes (local)	Rs./Kg	121.00	120.00	149.00	140.00	120.00	125.00	134.00	138.00
Potatoes (Imp)	Rs./Kg	92.00	90.00	114.00	110.00				
Dried Chillies (Imp)	Rs./Kg	169.00	165.00	221.00	220.00	187.00	178.00	203.00	188.00
Coconut	Rs./Nut	62.00	62.00	75.00	75.00	58.00	58.00	68.00	68.00
Coconut oil	Rs./Ltr	340.00	340.00	364.00	360.00				
Dhal	Rs./Kg	135.00	135.00	155.00	155.00				
Sugar	Rs./Kg	101.00	100.00	109.20	108.00				
Eggs	Rs./Each	12.60	12.00	13.60	13.00				
Katta	Rs./Kg	800.00	800.00	850.00	850.00				
Sprats	Rs./Kg	450.00	450.00	500.00	500.00				

- Price increased by more than 5% compared to previous week average price.
- Price decreased by more than 5% compared to previous week average price.



\* Prices of food commodities may vary due to quality and markets among other factors.