

## Wholesale and Retail Prices of Selected Food Commodities

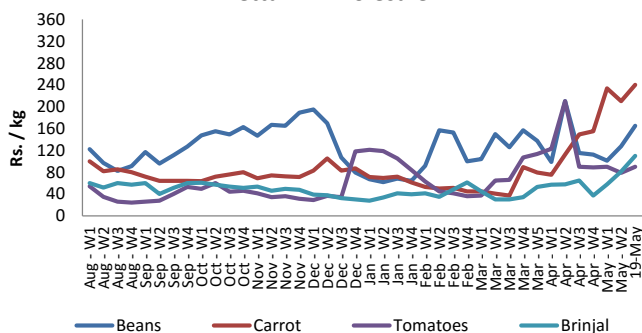


### Vegetables

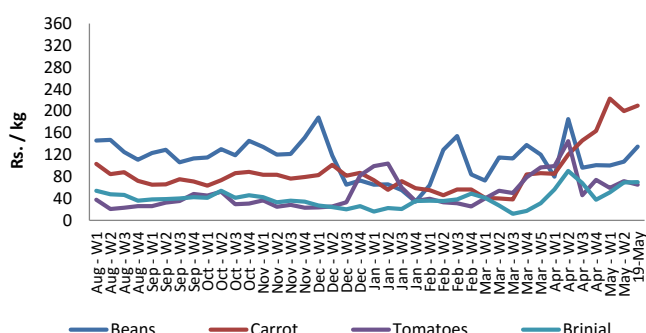
Item	Unit	Pettah				Dambulla			
		Wholesale		Retail		Wholesale		Retail	
		Previous 5 Days Average	19-May	Previous 5 Days Average	19-May	Previous 5 Days Average	19-May	Previous 5 Days Average	19-May
Beans	Rs./Kg	147.00	165.00	182.00	200.00	125.00	135.00	145.00	155.00
Carrot	Rs./Kg	213.00	240.00	264.00	290.00	216.00	210.00	237.00	235.00
Cabbage	Rs./Kg	118.00	100.00	164.00	145.00	115.00	115.00	135.00	135.00
Tomatoes	Rs./Kg	71.00	90.00	100.00	135.00	61.00	65.00	81.00	85.00
Brinjal	Rs./Kg	67.00	110.00	103.00	170.00	50.00	70.00	70.00	90.00
Pumpkin	Rs./Kg	52.00	55.00	80.00	75.00	46.00	45.00	66.00	65.00
Snake gourd	Rs./Kg	137.00	140.00	179.00	180.00	95.00	115.00	115.00	135.00

- Price increased by more than 5% compared to previous week average price.
- Price decreased by more than 5% compared to previous week average price.

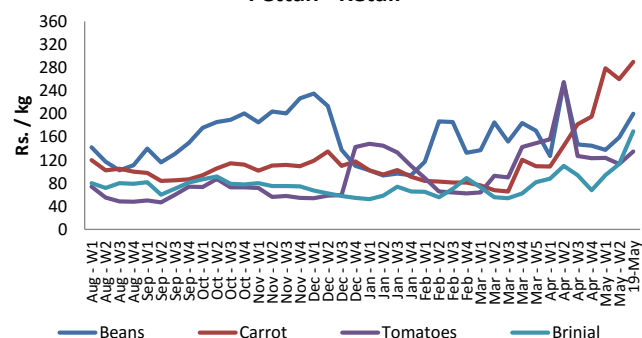
**Pettah - Wholesale**



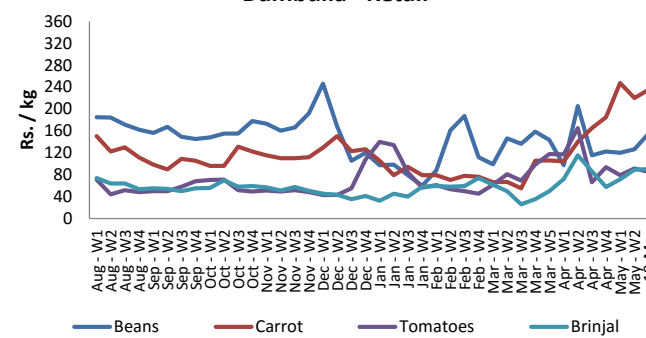
**Dambulla - Wholesale**



**Pettah - Retail**



**Dambulla - Retail**



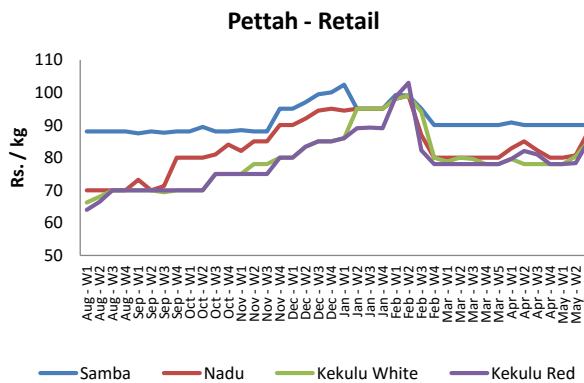
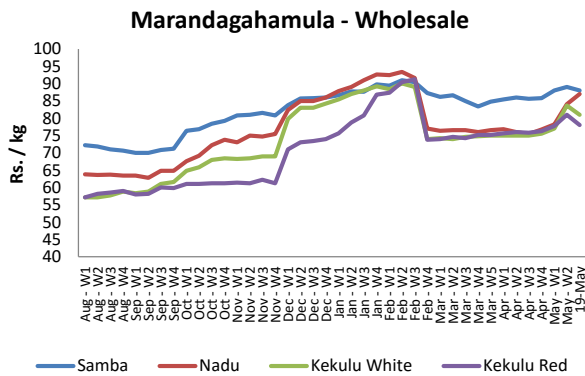
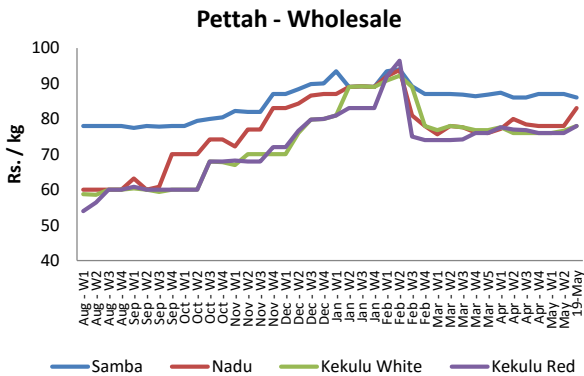
## Wholesale and Retail Prices of Selected Food Commodities



### Rice

Item	Unit	Pettah				Marandagahamula	
		Wholesale		Retail		Wholesale	
		Previous 5 Days Average	19-May	Previous 5 Days Average	19-May	Previous 5 Days Average	19-May
Samba	Rs./Kg	86.00	86.00	90.00	90.00	89.00	88.00
Nadu	Rs./Kg	81.00	83.00	85.00	88.00	87.00	87.00
Kekulu White	Rs./Kg	78.00	78.00	84.00	85.00	85.00	81.00
Kekulu Red	Rs./Kg	77.00	78.00	83.00	85.00	79.00	78.00

- Price increased by more than 5% compared to previous week average price.
- Price decreased by more than 5% compared to previous week average price.



## Wholesale and Retail Prices of Selected Food Commodities

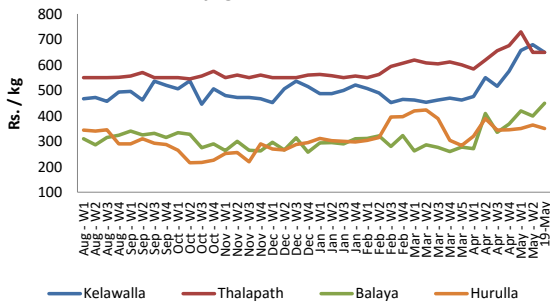


### Fish

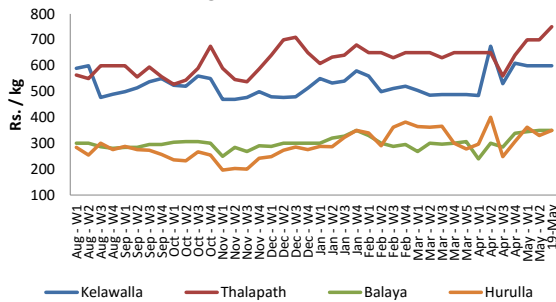
Item	Unit	Peliyagoda Fish Market				Negombo Fish Market			
		Wholesale		Retail		Wholesale		Retail	
		Previous 5 Days Average	19-May	Previous 5 Days Average	19-May	Previous 5 Days Average	19-May	Previous 5 Days Average	19-May
Kelawalla	Rs./Kg	580.00	650.00	860.00	940.00	600.00	600.00	760.00	850.00
Thalapath	Rs./Kg	680.00	650.00	850.00	860.00	660.00	750.00	840.00	1000.00
Balaya	Rs./Kg	435.00	450.00	538.00	550.00	350.00	350.00	456.00	500.00
Paraw	Rs./Kg	555.00	550.00	933.00	900.00	540.00	550.00	710.00	750.00
Salaya	Rs./Kg	150.00	140.00	225.00	220.00	120.00	170.00	182.00	250.00
Hurulla	Rs./Kg	367.00	350.00	467.00	450.00	280.00	350.00	384.00	480.00

- Price increased by more than 5% compared to previous week average price.
- Price decreased by more than 5% compared to previous week average price.

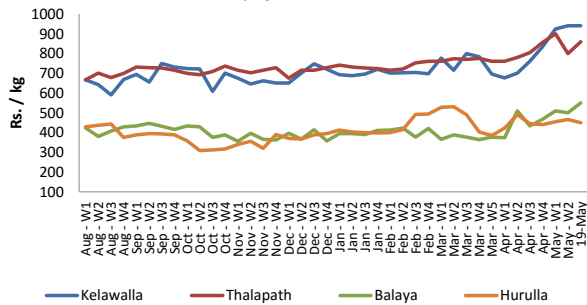
**Peliyagoda - Wholesale**



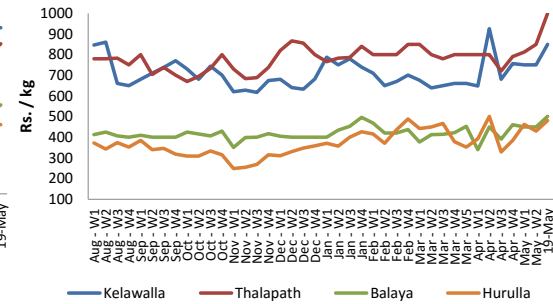
**Negombo - Wholesale**



**Peliyagoda - Retail**



**Negombo - Retail**



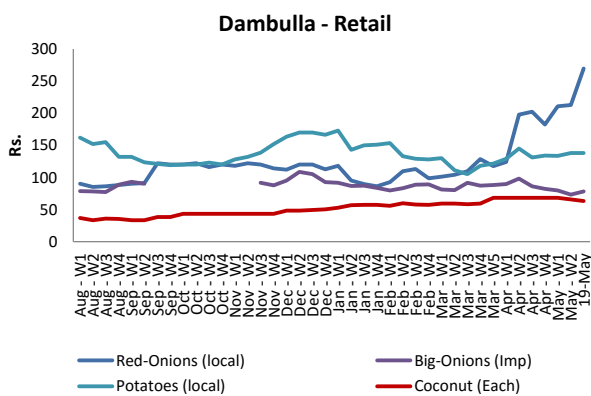
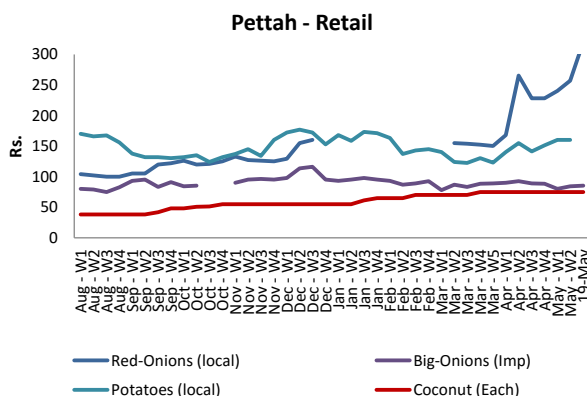
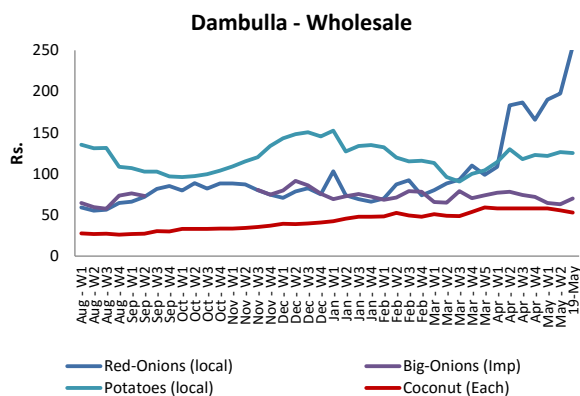
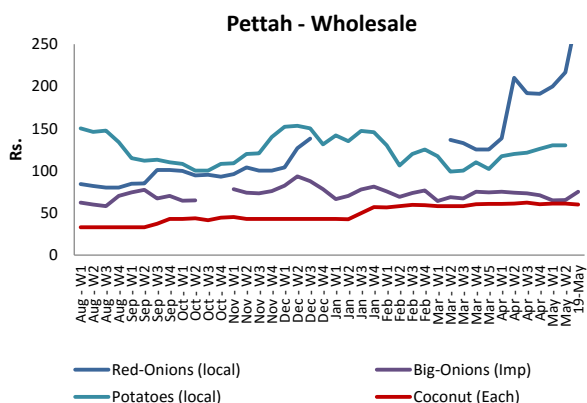
## Wholesale and Retail Prices of Selected Food Commodities



### Other

Item	Unit	Pettah				Dambulla			
		Wholesale		Retail		Wholesale		Retail	
		Previous 5 Days Average	19-May	Previous 5 Days Average	19-May	Previous 5 Days Average	19-May	Previous 5 Days Average	19-May
Red-Onions (local)	Rs./Kg	252.00	290.00	286.00	320.00	245.00	255.00	262.00	270.00
Red-Onions (Imp)	Rs./Kg	230.00	290.00	260.00	330.00	188.00	153.00	203.00	170.00
Big-Onions (local)	Rs./Kg	n.a.	n.a.	n.a.	n.a.	n.a.	n.a.	n.a.	n.a.
Big-Onions (Imp)	Rs./Kg	65.00	75.00	81.00	85.00	68.00	70.00	78.00	78.00
Potatoes (local)	Rs./Kg	130.00	n.a.	160.00	n.a.	125.00	125.00	137.00	138.00
Potatoes (Imp)	Rs./Kg	90.00	110.00	110.00	120.00				
Dried Chillies (Imp)	Rs./Kg	159.00	180.00	214.00	210.00	168.00	168.00	177.00	178.00
Coconut	Rs./Nut	61.00	60.00	75.00	75.00	56.00	53.00	66.00	63.00
Coconut oil	Rs./Ltr	360.00	360.00	380.00	380.00				
Dhal	Rs./Kg	137.00	138.00	155.00	155.00				
Sugar	Rs./Kg	100.00	98.00	108.00	105.00				
Eggs	Rs./Each	10.40	10.00	11.40	11.00				
Katta	Rs./Kg	800.00	n.a.	850.00	n.a.				
Sprats	Rs./Kg	480.00	n.a.	530.00	n.a.				

- Price increased by more than 5% compared to previous week average price.
- Price decreased by more than 5% compared to previous week average price.



\* Prices of food commodities may vary due to quality and markets among other factors.