

Wholesale and Retail Prices of Selected Food Commodities

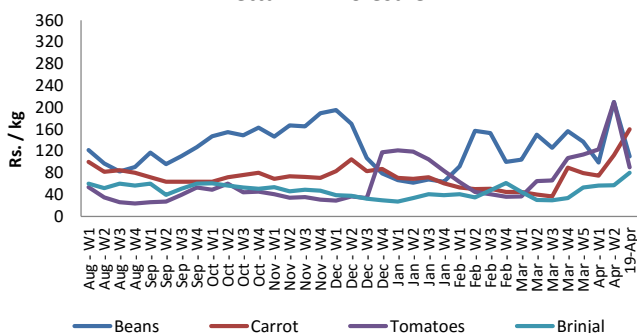


Vegetables

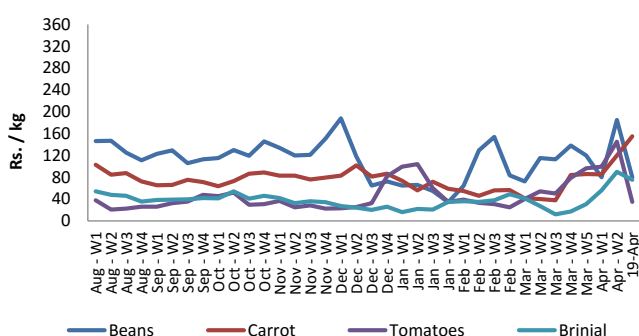
Item	Unit	Pettah				Dambulla			
		Wholesale		Retail		Wholesale		Retail	
		Previous 5 Days Average	19-Apr	Previous 5 Days Average	19-Apr	Previous 5 Days Average	19-Apr	Previous 5 Days Average	19-Apr
Beans	Rs./Kg	152.00	110.00	185.00	150.00	104.00	80.00	124.00	95.00
Carrot	Rs./Kg	129.00	160.00	164.00	190.00	109.00	155.00	129.00	175.00
Cabbage	Rs./Kg	91.00	130.00	135.00	170.00	76.00	95.00	96.00	115.00
Tomatoes	Rs./Kg	145.00	90.00	180.00	140.00	81.00	35.00	101.00	55.00
Brinjal	Rs./Kg	63.00	80.00	105.00	100.00	84.00	75.00	103.00	95.00
Pumpkin	Rs./Kg	58.00	80.00	84.00	120.00	50.00	45.00	70.00	65.00
Snake gourd	Rs./Kg	86.00	80.00	115.00	120.00	61.00	45.00	81.00	65.00

- Price increased by more than 5% compared to previous week average price.
- Price decreased by more than 5% compared to previous week average price.

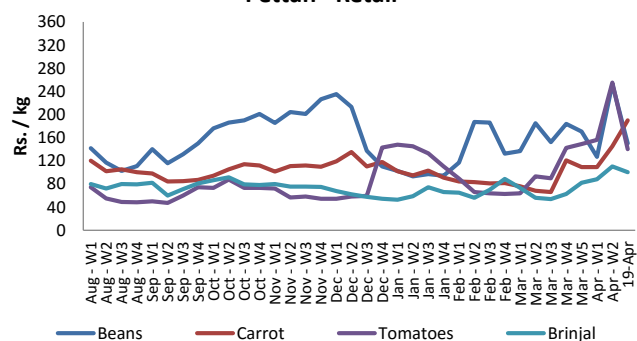
Pettah - Wholesale



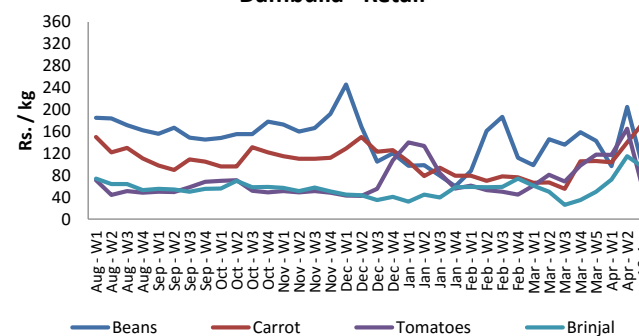
Dambulla - Wholesale



Pettah - Retail



Dambulla - Retail



Wholesale and Retail Prices of Selected Food Commodities

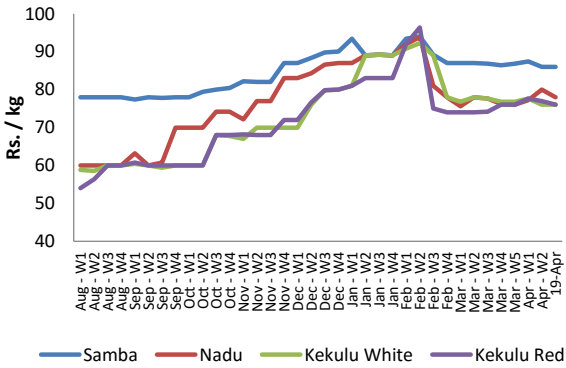


Rice

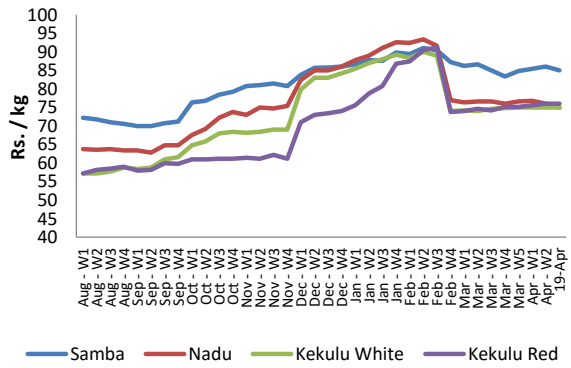
Item	Unit	Pettah				Marandagahamula	
		Wholesale		Retail		Wholesale	
		Previous 5 Days Average	19-Apr	Previous 5 Days Average	19-Apr	Previous 5 Days Average	19-Apr
Samba	Rs./Kg	86.00	86.00	90.00	90.00	86.00	85.00
Nadu	Rs./Kg	80.00	78.00	84.00	80.00	76.00	75.00
Kekulu White	Rs./Kg	76.00	76.00	78.00	78.00	75.00	75.00
Kekulu Red	Rs./Kg	77.00	76.00	82.00	82.00	76.00	76.00

- Price increased by more than 5% compared to previous week average price.
- Price decreased by more than 5% compared to previous week average price.

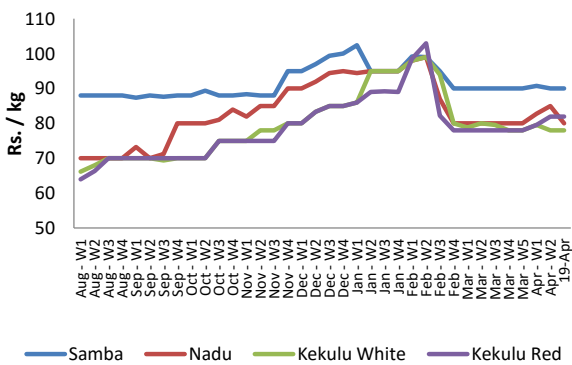
Pettah - Wholesale



Marandagahamula - Wholesale



Pettah - Retail



Wholesale and Retail Prices of Selected Food Commodities

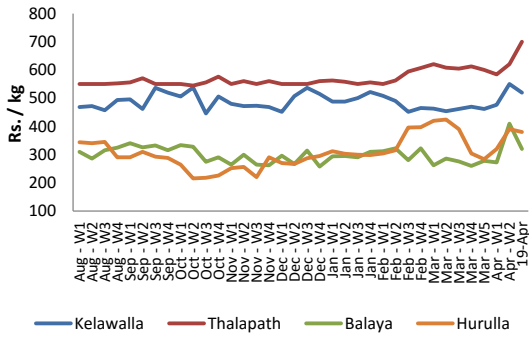


Fish

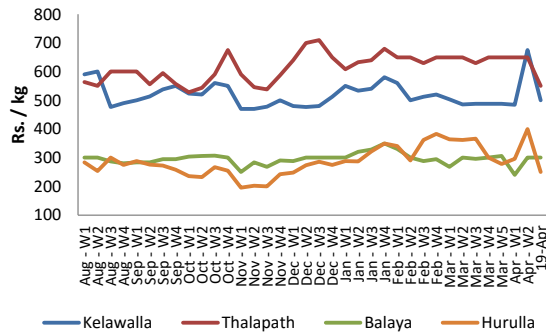
Item	Unit	Peliyagoda Fish Market				Negombo Fish Market			
		Wholesale		Retail		Wholesale		Retail	
		Previous 5 Days Average	19-Apr	Previous 5 Days Average	19-Apr	Previous 5 Days Average	19-Apr	Previous 5 Days Average	19-Apr
Kelawalla	Rs./Kg	516.00	520.00	708.00	780.00	570.00	500.00	770.00	650.00
Thalapath	Rs./Kg	620.00	700.00	776.00	820.00	610.00	550.00	760.00	700.00
Balaya	Rs./Kg	352.00	320.00	456.00	400.00	268.00	300.00	388.00	400.00
Paraw	Rs./Kg	463.00	700.00	773.00	780.00	460.00	400.00	640.00	550.00
Salaya	Rs./Kg	92.00	80.00	148.00	140.00	142.00	100.00	200.00	150.00
Hurulla	Rs./Kg	360.00	380.00	460.00	480.00	314.00	250.00	406.00	330.00

- Price increased by more than 5% compared to previous week average price.
- Price decreased by more than 5% compared to previous week average price.

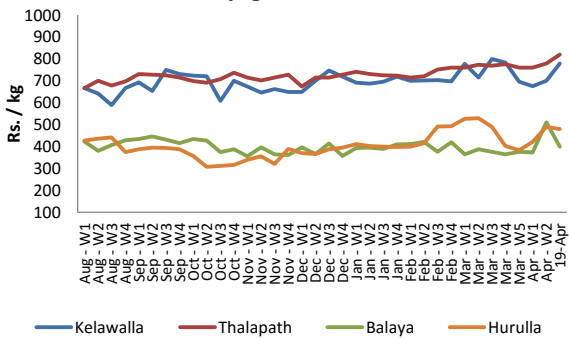
Peliyagoda - Wholesale



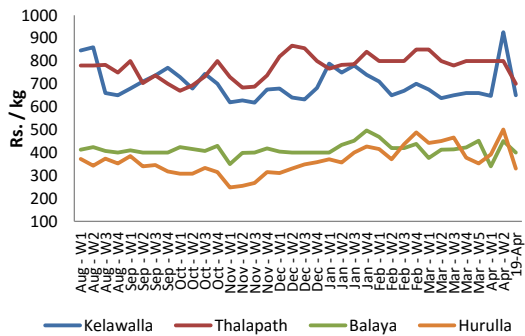
Negombo - Wholesale



Peliyagoda - Retail



Negombo - Retail



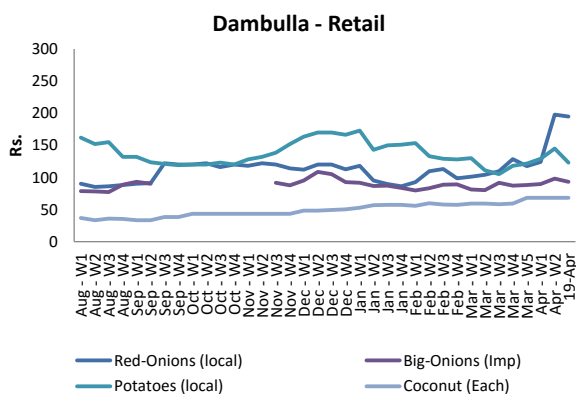
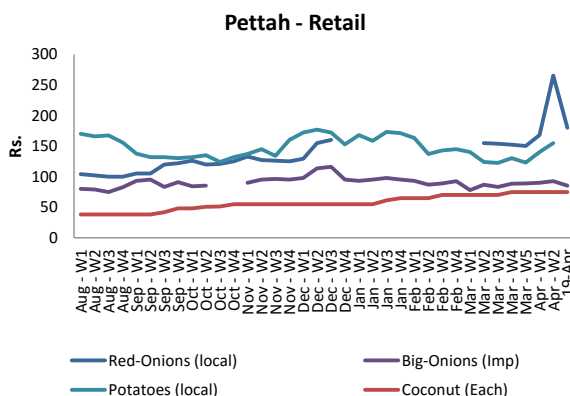
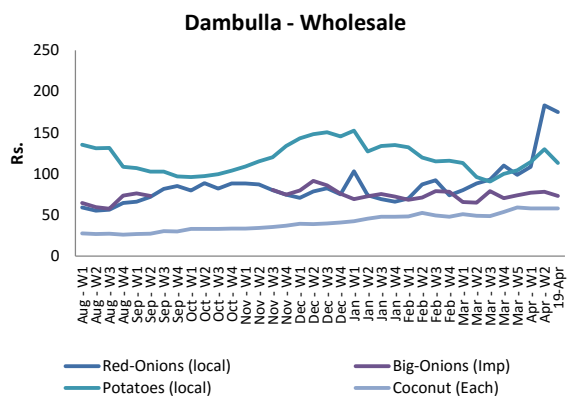
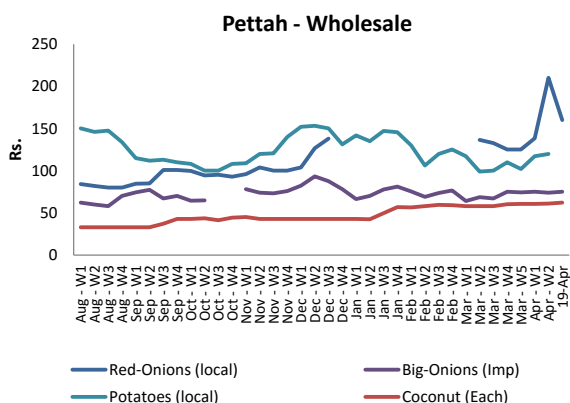
Wholesale and Retail Prices of Selected Food Commodities



Other

Item	Unit	Pettah				Dambulla			
		Wholesale		Retail		Wholesale		Retail	
		Previous 5 Days Average	19-Apr	Previous 5 Days Average	19-Apr	Previous 5 Days Average	19-Apr	Previous 5 Days Average	19-Apr
Red-Onions (local)	Rs./Kg	197.00	160.00	242.00	180.00	164.00	175.00	178.00	195.00
Red-Onions (Imp)	Rs./Kg	200.00	n.a.	250.00	n.a.	115.00	n.a.	128.00	n.a.
Big-Onions (local)	Rs./Kg	n.a.	n.a.	n.a.	n.a.	n.a.	n.a.	n.a.	n.a.
Big-Onions (Imp)	Rs./Kg	74.00	75.00	91.00	85.00	76.00	73.00	89.00	93.00
Potatoes (local)	Rs./Kg	121.00	n.a.	147.00	n.a.	125.00	113.00	140.00	123.00
Potatoes (Imp)	Rs./Kg	91.00	95.00	114.00	110.00				
Dried Chillies (Imp)	Rs./Kg	170.00	165.00	223.00	220.00	185.00	193.00	203.00	205.00
Coconut	Rs./Nut	61.00	62.00	75.00	75.00	58.00	58.00	68.00	68.00
Coconut oil	Rs./Ltr	340.00	340.00	364.00	360.00				
Dhal	Rs./Kg	136.00	137.00	155.00	155.00				
Sugar	Rs./Kg	101.00	100.00	110.00	108.00				
Eggs	Rs./Each	13.00	12.00	14.00	13.00				
Katta	Rs./Kg	805.00	n.a.	855.00	n.a.				
Sprats	Rs./Kg	450.00	n.a.	500.00	n.a.				

- Price increased by more than 5% compared to previous week average price.
- Price decreased by more than 5% compared to previous week average price.



* Prices of food commodities may vary due to quality and markets among other factors.