

## Wholesale and Retail Prices of Selected Food Commodities

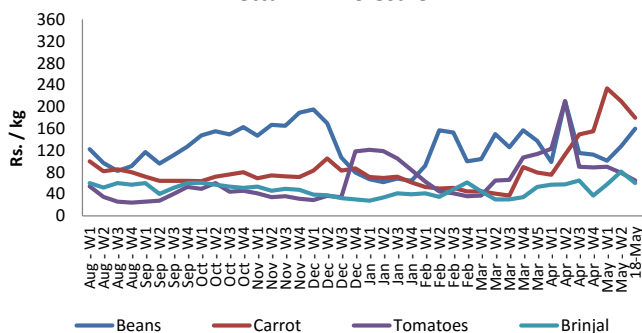


### Vegetables

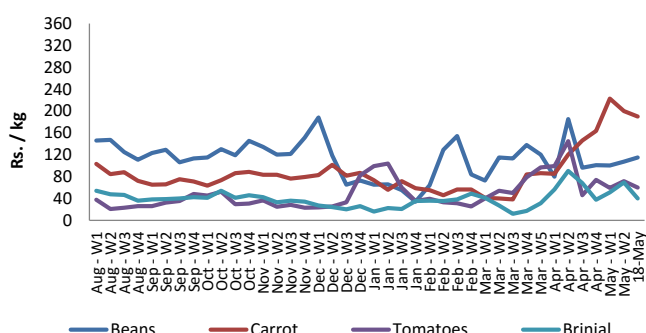
Item	Unit	Pettah				Dambulla			
		Wholesale		Retail		Wholesale		Retail	
		Previous 5 Days Average	18-May	Previous 5 Days Average	18-May	Previous 5 Days Average	18-May	Previous 5 Days Average	18-May
Beans	Rs./Kg	141.00	160.00	175.00	200.00	125.00	115.00	145.00	135.00
Carrot	Rs./Kg	217.00	180.00	265.00	240.00	215.00	190.00	235.00	215.00
Cabbage	Rs./Kg	126.00	100.00	172.00	140.00	115.00	115.00	135.00	135.00
Tomatoes	Rs./Kg	75.00	65.00	106.00	90.00	65.00	60.00	85.00	80.00
Brinjal	Rs./Kg	71.00	60.00	106.00	95.00	60.00	40.00	80.00	60.00
Pumpkin	Rs./Kg	51.00	50.00	79.00	80.00	47.00	40.00	67.00	60.00
Snake gourd	Rs./Kg	140.00	140.00	181.00	180.00	90.00	95.00	110.00	115.00

- Price increased by more than 5% compared to previous week average price.
- Price decreased by more than 5% compared to previous week average price.

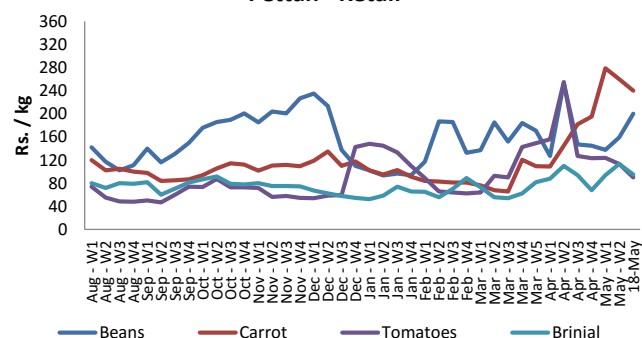
**Pettah - Wholesale**



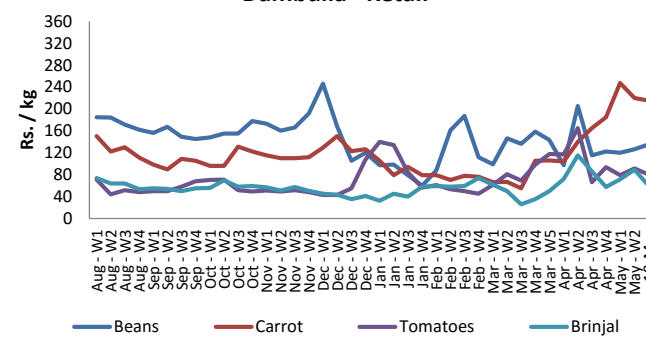
**Dambulla - Wholesale**



**Pettah - Retail**



**Dambulla - Retail**



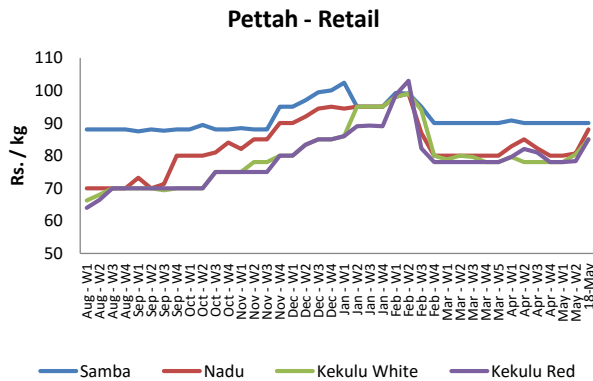
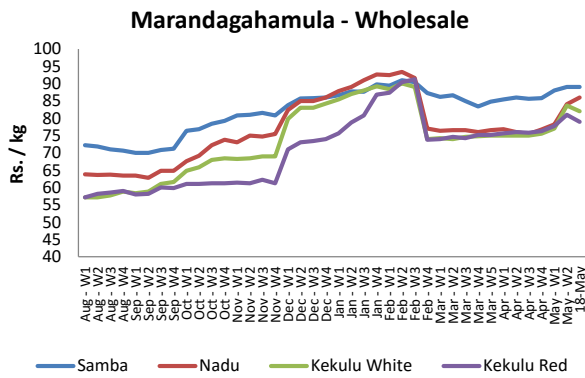
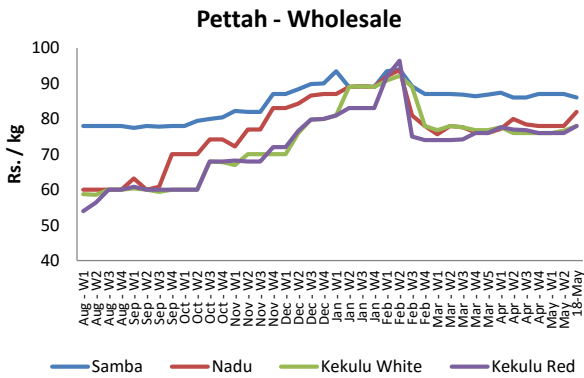
## Wholesale and Retail Prices of Selected Food Commodities



### Rice

Item	Unit	Pettah				Marandagahamula	
		Wholesale		Retail		Wholesale	
		Previous 5 Days Average	18-May	Previous 5 Days Average	18-May	Previous 5 Days Average	18-May
Samba	Rs./Kg	87.00	86.00	90.00	90.00	89.00	89.00
Nadu	Rs./Kg	80.00	82.00	84.00	88.00	87.00	86.00
Kekulu White	Rs./Kg	77.00	78.00	82.00	85.00	85.00	82.00
Kekulu Red	Rs./Kg	77.00	78.00	81.00	85.00	80.00	79.00

- Price increased by more than 5% compared to previous week average price.
- Price decreased by more than 5% compared to previous week average price.



## Wholesale and Retail Prices of Selected Food Commodities

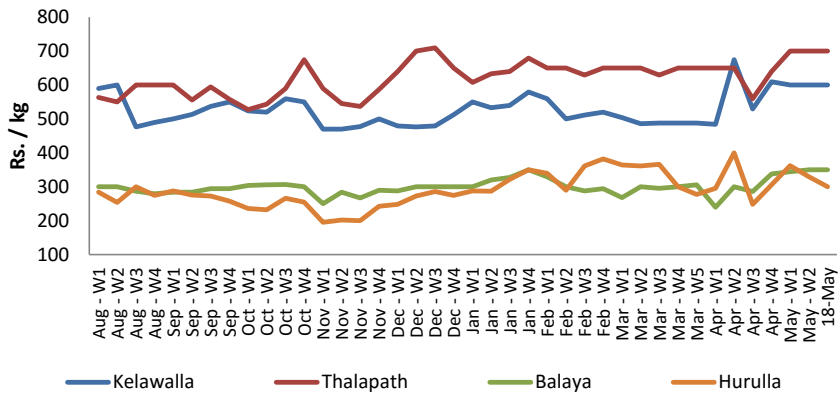


### Fish

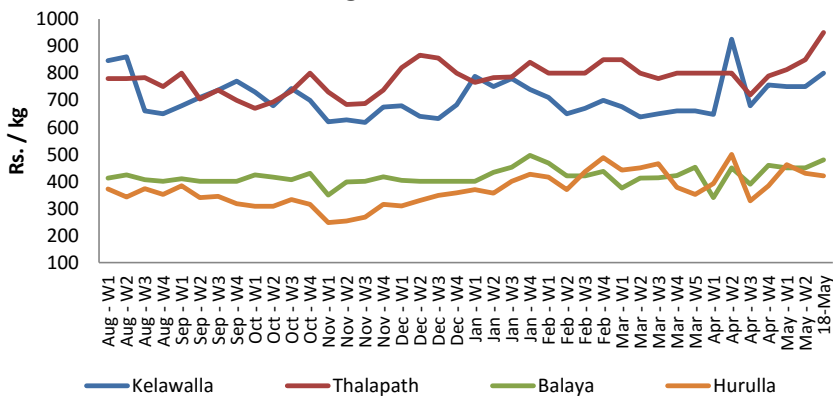
Item	Unit	Negombo Fish Market			
		Wholesale		Retail	
		Previous 5 Days Average	18-May	Previous 5 Days Average	18-May
Kelawalla	Rs./Kg	600.00	600.00	750.00	800.00
Thalapath	Rs./Kg	660.00	700.00	820.00	950.00
Balaya	Rs./Kg	350.00	350.00	450.00	480.00
Paraw	Rs./Kg	530.00	550.00	690.00	750.00
Salaya	Rs./Kg	122.00	140.00	182.00	220.00
Hurulla	Rs./Kg	290.00	300.00	390.00	420.00

- Price increased by more than 5% compared to previous week average price.
- Price decreased by more than 5% compared to previous week average price.

**Negombo - Wholesale**



**Negombo - Retail**



## Wholesale and Retail Prices of Selected Food Commodities

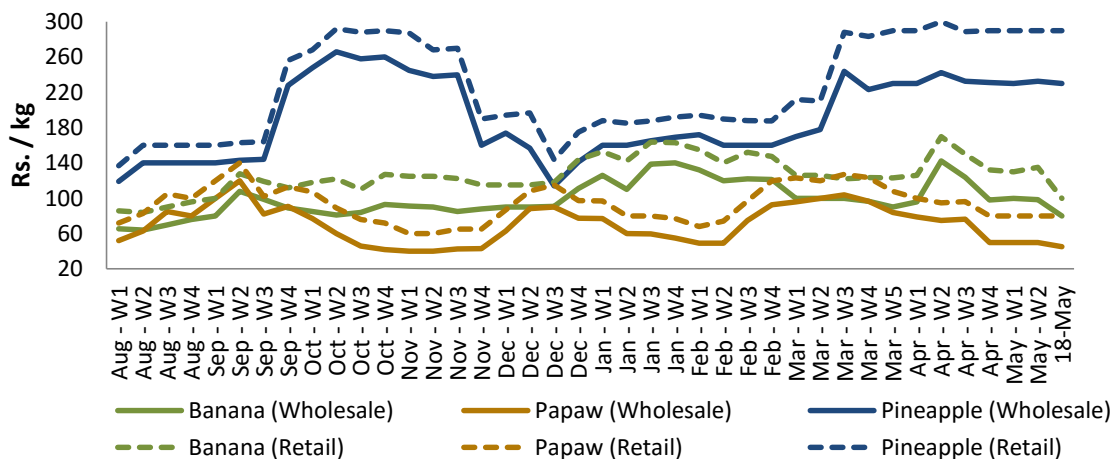


### Fruits

Item	Unit	Pettah			
		Wholesale		Retail	
		Previous 5 Days Average	18-May	Previous 5 Days Average	18-May
Banana (Sour)	Rs./Kg	94.00	80.00	123.00	100.00
Papaw	Rs./Kg	47.00	45.00	78.00	80.00
Pineapple	Rs./Kg	232.00	230.00	290.00	290.00

- Price increased by more than 5% compared to previous week average price.
- Price decreased by more than 5% compared to previous week average price.

Pettah - Wholesale and Retail



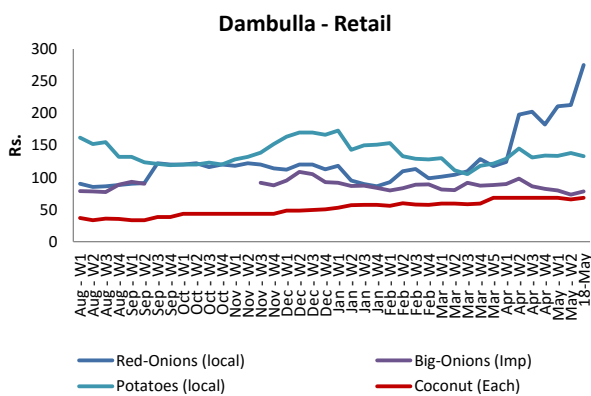
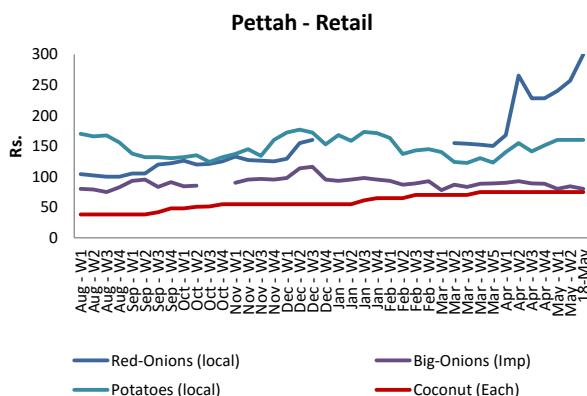
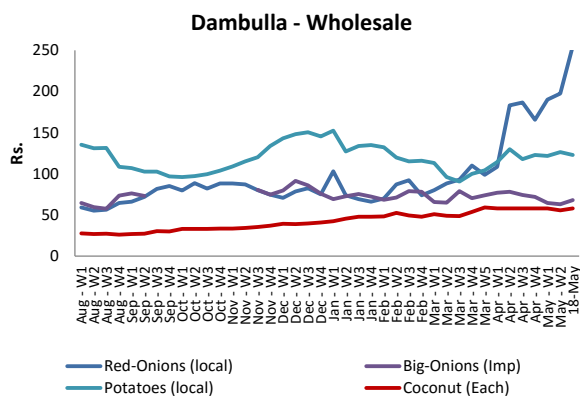
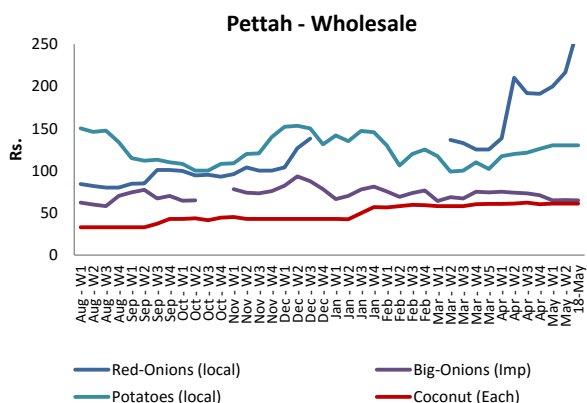
## Wholesale and Retail Prices of Selected Food Commodities



### Other

Item	Unit	Pettah				Dambulla			
		Wholesale		Retail		Wholesale		Retail	
		Previous 5 Days Average	18-May	Previous 5 Days Average	18-May	Previous 5 Days Average	18-May	Previous 5 Days Average	18-May
Red-Onions (local)	Rs./Kg	238.00	270.00	274.00	300.00	234.00	255.00	250.00	275.00
Red-Onions (Imp)	Rs./Kg	233.00	n.a.	270.00	n.a.	179.00	190.00	193.00	208.00
Big-Onions (local)	Rs./Kg	n.a.	n.a.	n.a.	n.a.	n.a.	n.a.	n.a.	n.a.
Big-Onions (Imp)	Rs./Kg	65.00	65.00	81.00	80.00	67.00	68.00	77.00	78.00
Potatoes (local)	Rs./Kg	130.00	130.00	160.00	160.00	127.00	123.00	140.00	133.00
Potatoes (Imp)	Rs./Kg	90.00	90.00	110.00	110.00				
Dried Chillies (Imp)	Rs./Kg	161.00	155.00	216.00	210.00	167.00	168.00	177.00	178.00
Coconut	Rs./Nut	61.00	61.00	75.00	75.00	54.00	58.00	64.00	68.00
Coconut oil	Rs./Ltr	356.00	360.00	376.00	380.00				
Dhal	Rs./Kg	137.00	138.00	155.00	155.00				
Sugar	Rs./Kg	100.00	100.00	108.00	109.00				
Eggs	Rs./Each	10.80	10.00	11.80	11.00				
Katta	Rs./Kg	800.00	800.00	850.00	850.00				
Sprats	Rs./Kg	470.00	500.00	520.00	550.00				

- Price increased by more than 5% compared to previous week average price.
- Price decreased by more than 5% compared to previous week average price.



\* Prices of food commodities may vary due to quality and markets among other factors.