

## Wholesale and Retail Prices of Selected Food Commodities

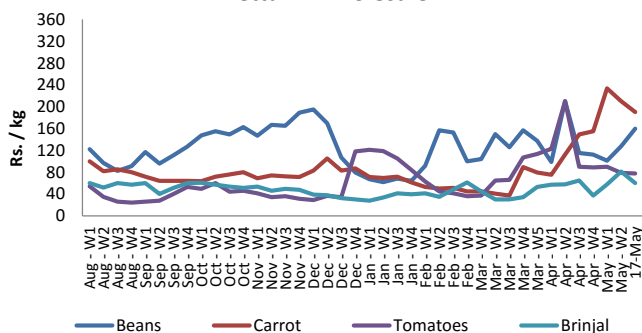


### Vegetables

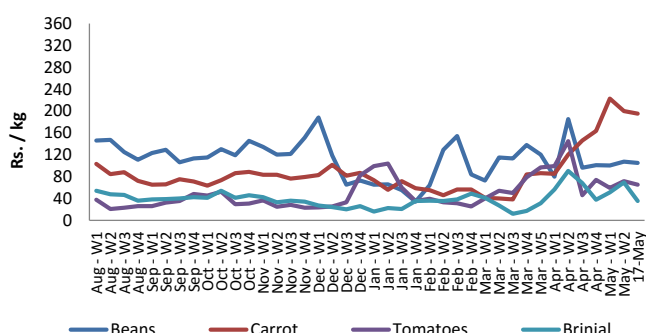
Item	Unit	Pettah				Dambulla			
		Wholesale		Retail		Wholesale		Retail	
		Previous 5 Days Average	17-May	Previous 5 Days Average	17-May	Previous 5 Days Average	17-May	Previous 5 Days Average	17-May
Beans	Rs./Kg	135.00	160.00	166.00	200.00	124.00	105.00	143.00	125.00
Carrot	Rs./Kg	217.00	190.00	266.00	240.00	220.00	195.00	240.00	215.00
Cabbage	Rs./Kg	130.00	115.00	174.00	170.00	115.00	115.00	135.00	135.00
Tomatoes	Rs./Kg	76.00	77.50	108.00	110.00	66.00	65.00	86.00	85.00
Brinjal	Rs./Kg	75.00	60.00	112.00	90.00	65.00	35.00	86.00	55.00
Pumpkin	Rs./Kg	49.00	55.00	78.00	75.00	46.00	45.00	66.00	65.00
Snake gourd	Rs./Kg	140.00	140.00	183.00	180.00	89.00	90.00	109.00	110.00

- Price increased by more than 5% compared to previous week average price.
- Price decreased by more than 5% compared to previous week average price.

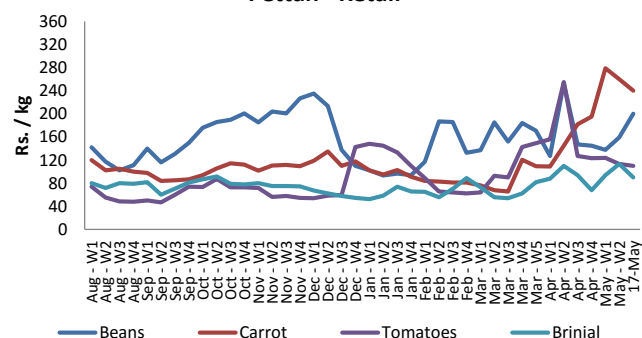
**Pettah - Wholesale**



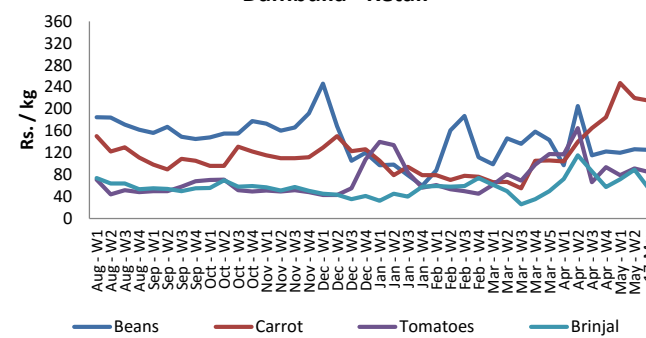
**Dambulla - Wholesale**



**Pettah - Retail**



**Dambulla - Retail**



## Wholesale and Retail Prices of Selected Food Commodities

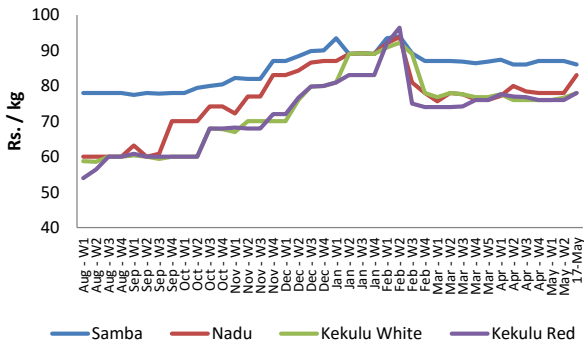


### Rice

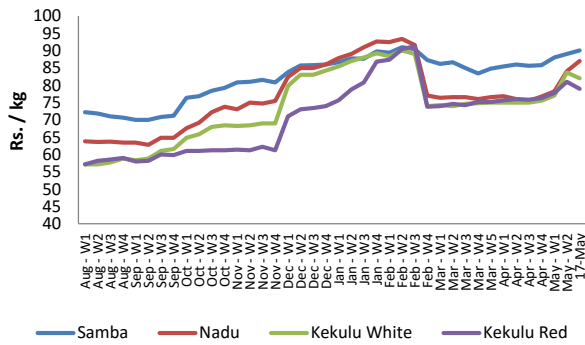
Item	Unit	Pettah				Marandagahamula	
		Wholesale		Retail		Wholesale	
		Previous 5 Days Average	17-May	Previous 5 Days Average	17-May	Previous 5 Days Average	17-May
Samba	Rs./Kg	87.00	86.00	90.00	90.00	89.00	90.00
Nadu	Rs./Kg	79.00	83.00	82.00	88.00	86.00	87.00
Kekulu White	Rs./Kg	77.00	78.00	81.00	85.00	85.00	82.00
Kekulu Red	Rs./Kg	76.00	78.00	80.00	85.00	80.00	79.00

- Price increased by more than 5% compared to previous week average price.
- Price decreased by more than 5% compared to previous week average price.

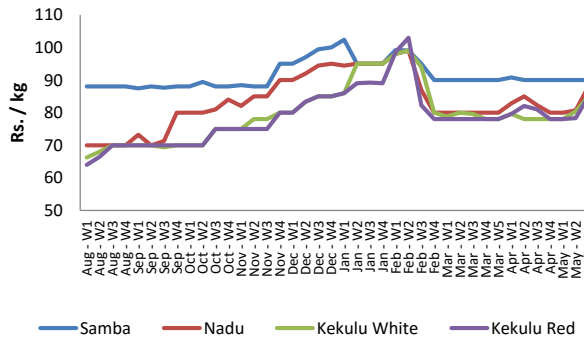
**Pettah - Wholesale**



**Marandagahamula - Wholesale**



**Pettah - Retail**



## Wholesale and Retail Prices of Selected Food Commodities

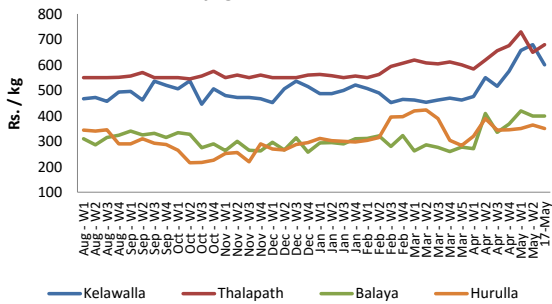


### Fish

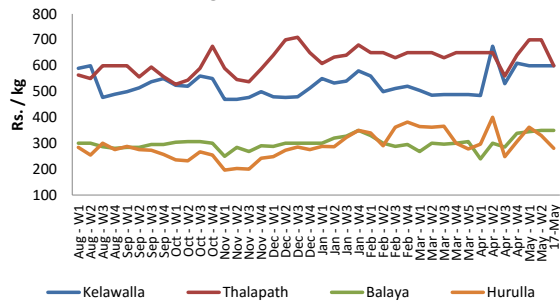
Item	Unit	Peliyagoda Fish Market				Negombo Fish Market			
		Wholesale		Retail		Wholesale		Retail	
		Previous 5 Days Average	17-May	Previous 5 Days Average	17-May	Previous 5 Days Average	17-May	Previous 5 Days Average	17-May
Kelawalla	Rs./Kg	615.00	600.00	880.00	900.00	600.00	600.00	750.00	750.00
Thalapath	Rs./Kg	665.00	680.00	800.00	900.00	680.00	600.00	830.00	800.00
Balaya	Rs./Kg	433.00	400.00	540.00	480.00	350.00	350.00	450.00	450.00
Paraw	Rs./Kg	530.00	550.00	938.00	900.00	530.00	550.00	680.00	750.00
Salaya	Rs./Kg	150.00	160.00	210.00	240.00	122.00	130.00	178.00	200.00
Hurulla	Rs./Kg	377.00	350.00	477.00	450.00	302.00	280.00	398.00	400.00

- Price increased by more than 5% compared to previous week average price.
- Price decreased by more than 5% compared to previous week average price.

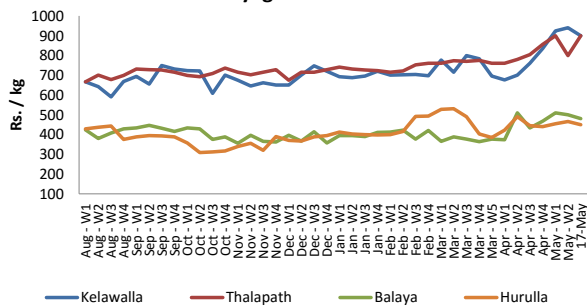
**Peliyagoda - Wholesale**



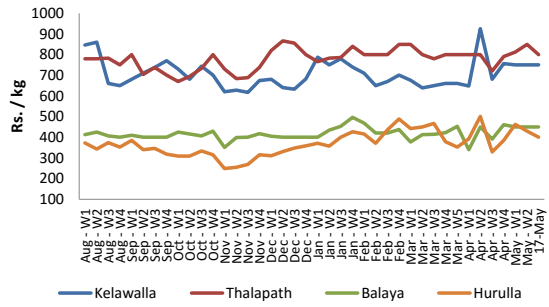
**Negombo - Wholesale**



**Peliyagoda - Retail**



**Negombo - Retail**



## Wholesale and Retail Prices of Selected Food Commodities

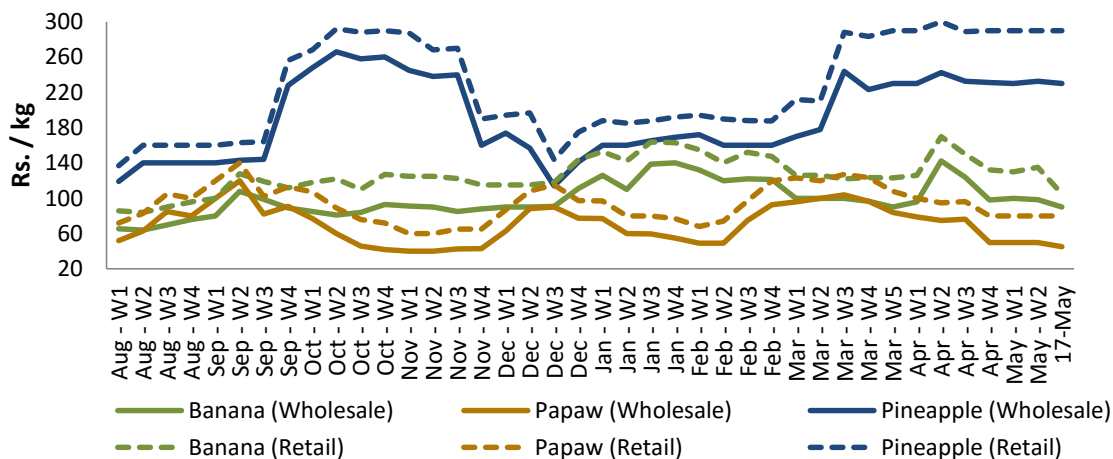


### Fruits

Item	Unit	Pettah			
		Wholesale		Retail	
		Previous 5 Days Average	17-May	Previous 5 Days Average	17-May
Banana (Sour)	Rs./Kg	95.00	90.00	129.00	105.00
Papaw	Rs./Kg	48.00	45.00	78.00	80.00
Pineapple	Rs./Kg	232.00	230.00	290.00	290.00

- Price increased by more than 5% compared to previous week average price.
- Price decreased by more than 5% compared to previous week average price.

**Pettah - Wholesale and Retail**



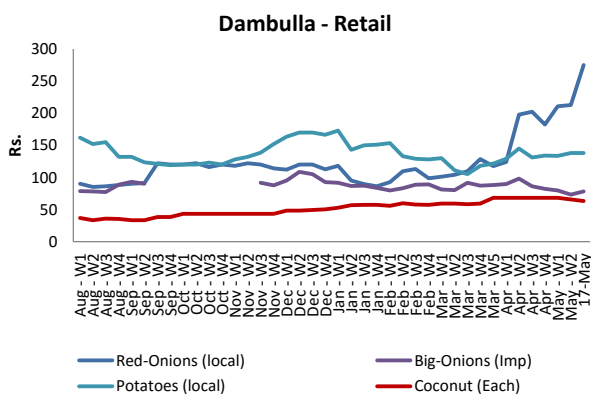
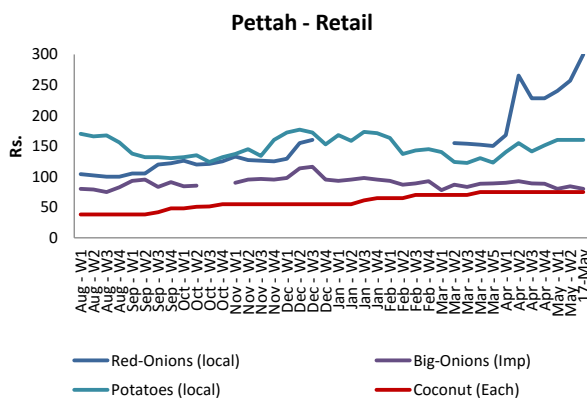
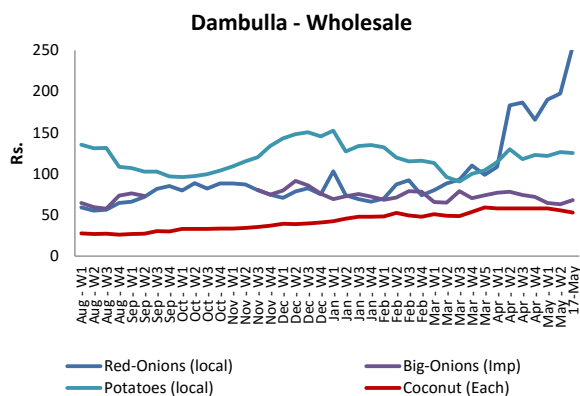
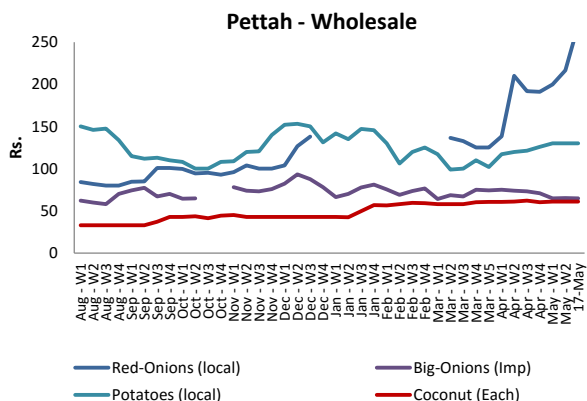
## Wholesale and Retail Prices of Selected Food Commodities



### Other

Item	Unit	Pettah				Dambulla			
		Wholesale		Retail		Wholesale		Retail	
		Previous 5 Days Average	17-May	Previous 5 Days Average	17-May	Previous 5 Days Average	17-May	Previous 5 Days Average	17-May
Red-Onions (local)	Rs./Kg	224.00	270.00	262.00	300.00	216.00	255.00	231.00	275.00
Red-Onions (Imp)	Rs./Kg	225.00	n.a.	263.00	n.a.	176.00	185.00	191.00	198.00
Big-Onions (local)	Rs./Kg	n.a.	n.a.	n.a.	n.a.	n.a.	n.a.	n.a.	n.a.
Big-Onions (Imp)	Rs./Kg	65.00	65.00	83.00	80.00	66.00	68.00	76.00	78.00
Potatoes (local)	Rs./Kg	130.00	130.00	160.00	160.00	126.00	125.00	139.00	138.00
Potatoes (Imp)	Rs./Kg	90.00	90.00	110.00	110.00				
Dried Chillies (Imp)	Rs./Kg	163.00	155.00	218.00	210.00	169.00	168.00	181.00	173.00
Coconut	Rs./Nut	61.00	61.00	75.00	75.00	56.00	53.00	66.00	63.00
Coconut oil	Rs./Ltr	352.00	360.00	372.00	380.00				
Dhal	Rs./Kg	136.00	138.00	155.00	155.00				
Sugar	Rs./Kg	100.00	100.00	108.00	109.00				
Eggs	Rs./Each	11.20	10.00	12.20	11.00				
Katta	Rs./Kg	800.00	800.00	850.00	850.00				
Sprats	Rs./Kg	460.00	500.00	510.00	550.00				

- Price increased by more than 5% compared to previous week average price.
- Price decreased by more than 5% compared to previous week average price.



\* Prices of food commodities may vary due to quality and markets among other factors.