

## Wholesale and Retail Prices of Selected Food Commodities

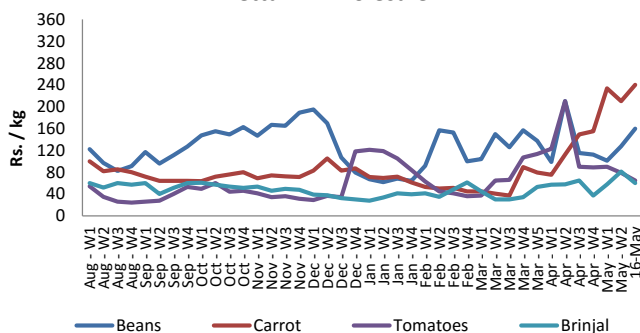


### Vegetables

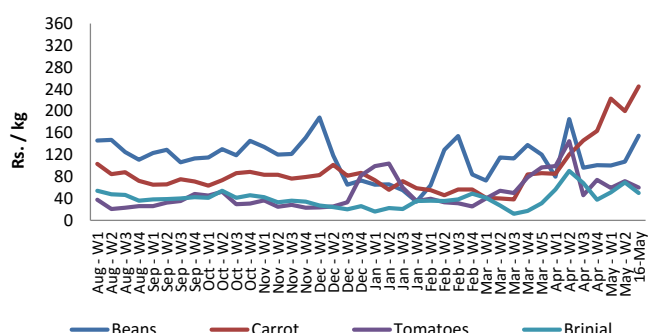
Item	Unit	Pettah				Dambulla			
		Wholesale		Retail		Wholesale		Retail	
		Previous 5 Days Average	16-May	Previous 5 Days Average	16-May	Previous 5 Days Average	16-May	Previous 5 Days Average	16-May
Beans	Rs./Kg	122.00	160.00	154.00	200.00	109.00	155.00	128.00	175.00
Carrot	Rs./Kg	210.00	240.00	260.00	280.00	211.00	245.00	232.00	265.00
Cabbage	Rs./Kg	139.00	120.00	183.00	160.00	117.00	115.00	137.00	135.00
Tomatoes	Rs./Kg	80.00	65.00	113.00	90.00	63.00	60.00	82.00	80.00
Brinjal	Rs./Kg	76.00	60.00	113.00	100.00	69.00	50.00	89.00	70.00
Pumpkin	Rs./Kg	49.00	50.00	76.00	80.00	48.00	50.00	68.00	70.00
Snake gourd	Rs./Kg	136.00	140.00	176.00	190.00	80.00	105.00	101.00	125.00

- Price increased by more than 5% compared to previous week average price.
- Price decreased by more than 5% compared to previous week average price.

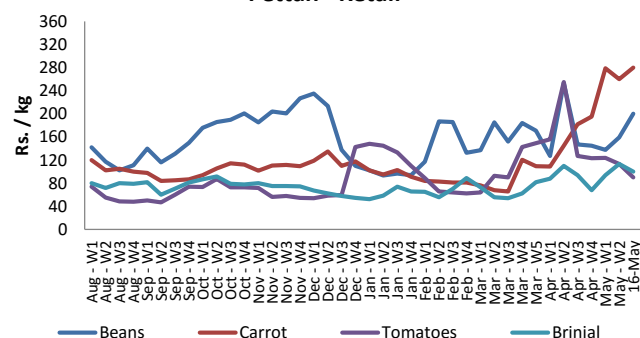
**Pettah - Wholesale**



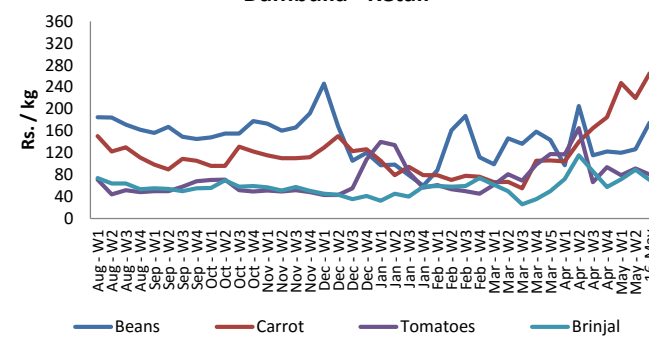
**Dambulla - Wholesale**



**Pettah - Retail**



**Dambulla - Retail**



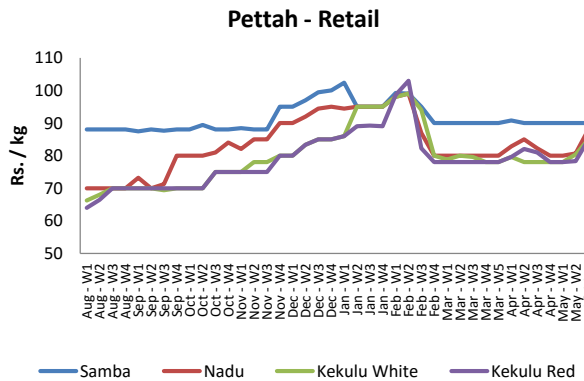
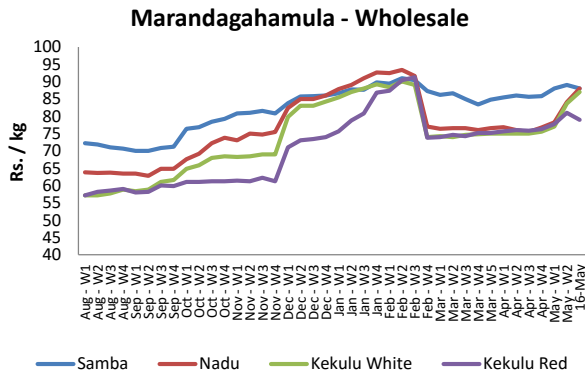
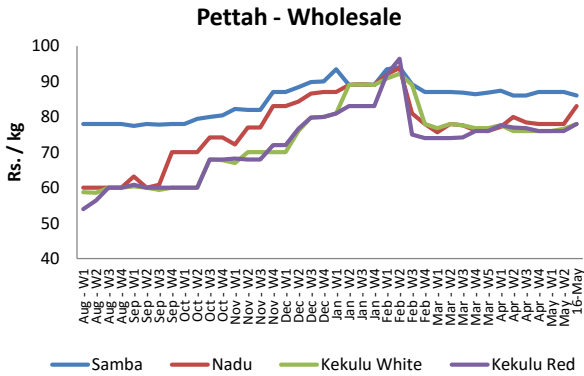
## Wholesale and Retail Prices of Selected Food Commodities



### Rice

Item	Unit	Pettah				Marandaghamula	
		Wholesale		Retail		Wholesale	
		Previous 5 Days Average	16-May	Previous 5 Days Average	16-May	Previous 5 Days Average	16-May
Samba	Rs./Kg	87.00	86.00	90.00	90.00	89.00	88.00
Nadu	Rs./Kg	78.00	83.00	80.00	88.00	84.00	88.00
Kekulu White	Rs./Kg	76.00	78.00	79.00	85.00	83.00	87.00
Kekulu Red	Rs./Kg	76.00	78.00	78.00	85.00	80.00	79.00

- Price increased by more than 5% compared to previous week average price.
- Price decreased by more than 5% compared to previous week average price.



## Wholesale and Retail Prices of Selected Food Commodities

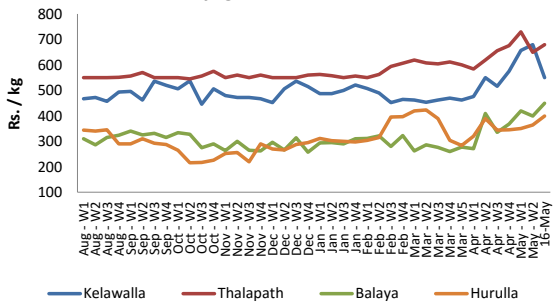


### Fish

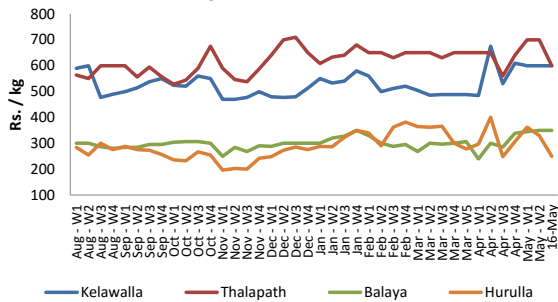
Item	Unit	Peliyagoda Fish Market				Negombo Fish Market			
		Wholesale		Retail		Wholesale		Retail	
		Previous 5 Days Average	16-May	Previous 5 Days Average	16-May	Previous 5 Days Average	16-May	Previous 5 Days Average	16-May
Kelawalla	Rs./Kg	640.00	550.00	905.00	820.00	600.00	600.00	750.00	750.00
Thalapath	Rs./Kg	690.00	680.00	850.00	800.00	700.00	600.00	850.00	750.00
Balaya	Rs./Kg	417.00	450.00	513.00	560.00	350.00	350.00	450.00	450.00
Paraw	Rs./Kg	518.00	550.00	915.00	950.00	530.00	550.00	680.00	700.00
Salaya	Rs./Kg	145.00	150.00	200.00	220.00	128.00	100.00	182.00	160.00
Hurulla	Rs./Kg	360.00	400.00	460.00	500.00	320.00	250.00	416.00	350.00

- Price increased by more than 5% compared to previous week average price.
- Price decreased by more than 5% compared to previous week average price.

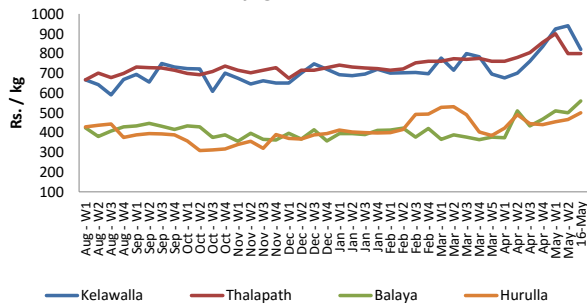
**Peliyagoda - Wholesale**



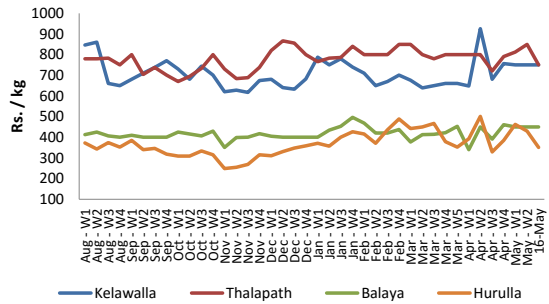
**Negombo - Wholesale**



**Peliyagoda - Retail**



**Negombo - Retail**



## Wholesale and Retail Prices of Selected Food Commodities

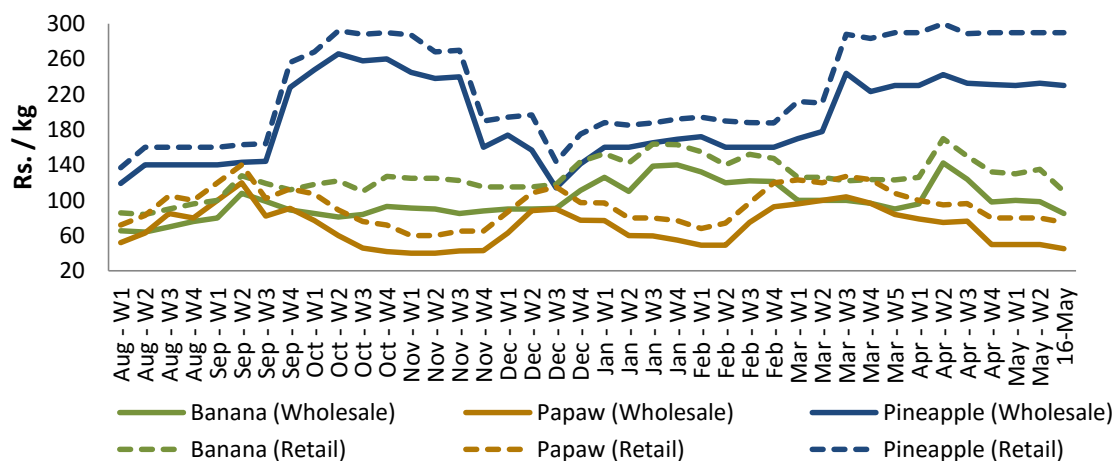


### Fruits

Item	Unit	Pettah			
		Wholesale		Retail	
		Previous 5 Days Average	16-May	Previous 5 Days Average	16-May
Banana (Sour)	Rs./Kg	98.00	85.00	133.00	110.00
Papaw	Rs./Kg	49.00	45.00	79.00	75.00
Pineapple	Rs./Kg	232.00	230.00	290.00	290.00

- Price increased by more than 5% compared to previous week average price.
- Price decreased by more than 5% compared to previous week average price.

Pettah - Wholesale and Retail



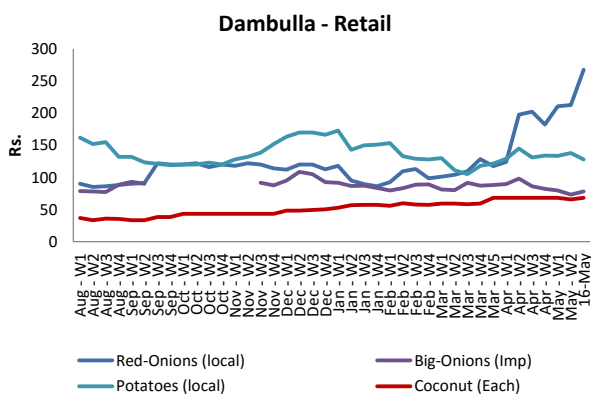
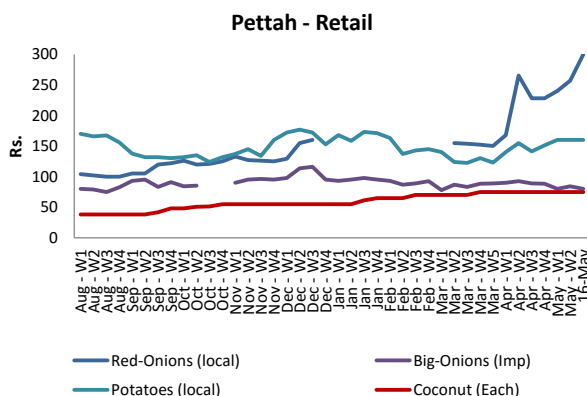
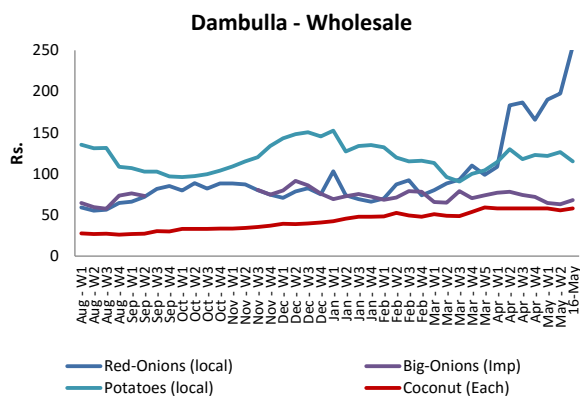
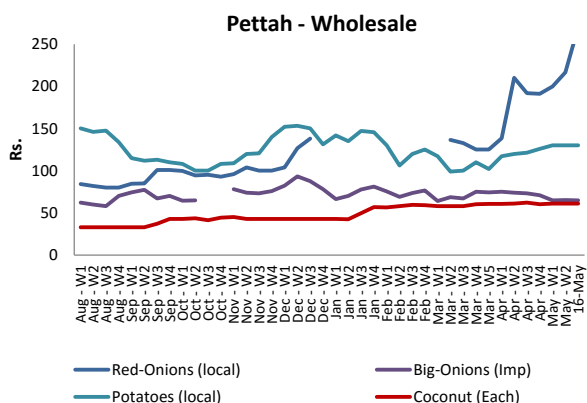
## Wholesale and Retail Prices of Selected Food Commodities



### Other

Item	Unit	Pettah				Dambulla			
		Wholesale		Retail		Wholesale		Retail	
		Previous 5 Days Average	16-May	Previous 5 Days Average	16-May	Previous 5 Days Average	16-May	Previous 5 Days Average	16-May
Red-Onions (local)	Rs./Kg	210.00	270.00	250.00	300.00	206.00	255.00	221.00	268.00
Red-Onions (Imp)	Rs./Kg	220.00	n.a.	258.00	n.a.	175.00	205.00	191.00	218.00
Big-Onions (local)	Rs./Kg	n.a.	n.a.	n.a.	n.a.	n.a.	n.a.	n.a.	n.a.
Big-Onions (Imp)	Rs./Kg	65.00	65.00	83.00	80.00	64.00	68.00	74.00	78.00
Potatoes (local)	Rs./Kg	130.00	130.00	160.00	160.00	128.00	115.00	140.00	128.00
Potatoes (Imp)	Rs./Kg	90.00	90.00	108.00	110.00				
Dried Chillies (Imp)	Rs./Kg	165.00	155.00	220.00	210.00	168.00	168.00	181.00	178.00
Coconut	Rs./Nut	61.00	61.00	75.00	75.00	56.00	58.00	66.00	68.00
Coconut oil	Rs./Ltr	348.00	360.00	368.00	380.00				
Dhal	Rs./Kg	135.00	138.00	155.00	155.00				
Sugar	Rs./Kg	100.00	100.00	108.00	108.00				
Eggs	Rs./Each	11.60	10.00	12.60	11.00				
Katta	Rs./Kg	800.00	800.00	850.00	850.00				
Sprats	Rs./Kg	450.00	500.00	500.00	550.00				

- Price increased by more than 5% compared to previous week average price.
- Price decreased by more than 5% compared to previous week average price.



\* Prices of food commodities may vary due to quality and markets among other factors.