

Wholesale and Retail Prices of Selected Food Commodities

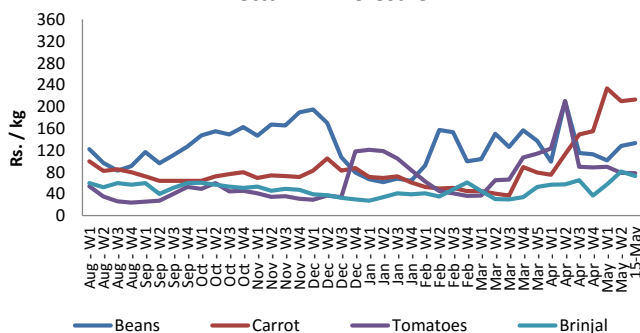


Vegetables

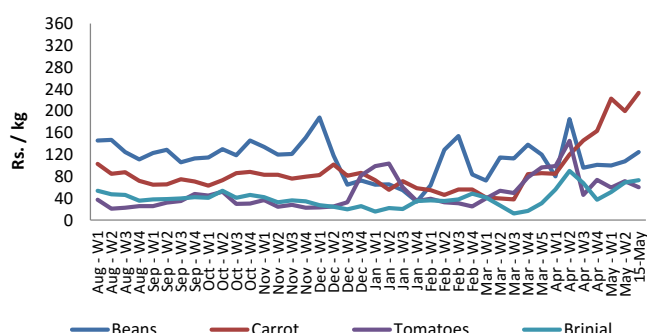
Item	Unit	Pettah				Dambulla			
		Wholesale		Retail		Wholesale		Retail	
		Previous 5 Days Average	15-May	Previous 5 Days Average	15-May	Previous 5 Days Average	15-May	Previous 5 Days Average	15-May
Beans	Rs./Kg	115.00	133.00	149.00	160.00	101.00	125.00	121.00	145.00
Carrot	Rs./Kg	212.00	213.00	261.00	270.00	208.00	233.00	233.00	253.00
Cabbage	Rs./Kg	146.00	127.00	191.00	170.00	117.00	115.00	137.00	135.00
Tomatoes	Rs./Kg	81.00	78.00	115.00	110.00	62.00	60.00	81.00	80.00
Brinjal	Rs./Kg	74.00	73.00	109.00	120.00	62.00	73.00	82.00	93.00
Pumpkin	Rs./Kg	50.00	53.00	76.00	83.00	46.00	48.00	66.00	68.00
Snake gourd	Rs./Kg	129.00	147.00	172.00	173.00	74.00	88.00	96.00	108.00

- Price increased by more than 5% compared to previous week average price.
- Price decreased by more than 5% compared to previous week average price.

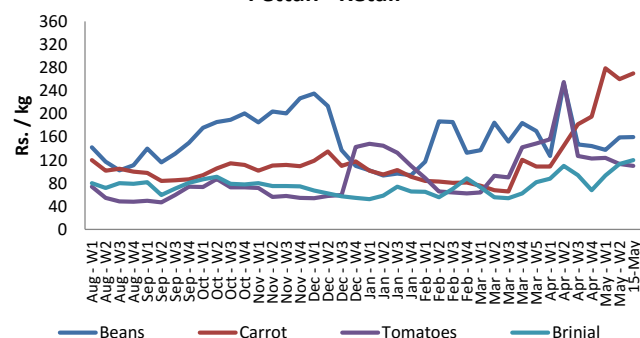
Pettah - Wholesale



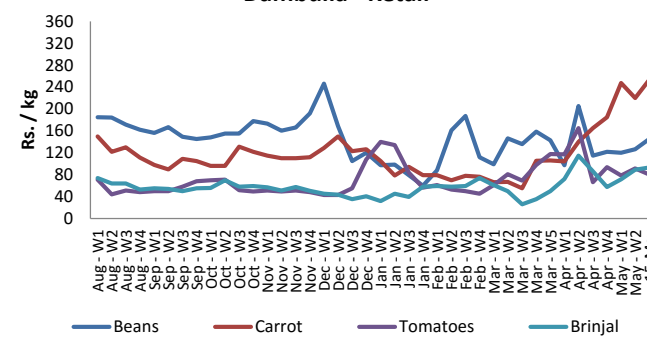
Dambulla - Wholesale



Pettah - Retail



Dambulla - Retail



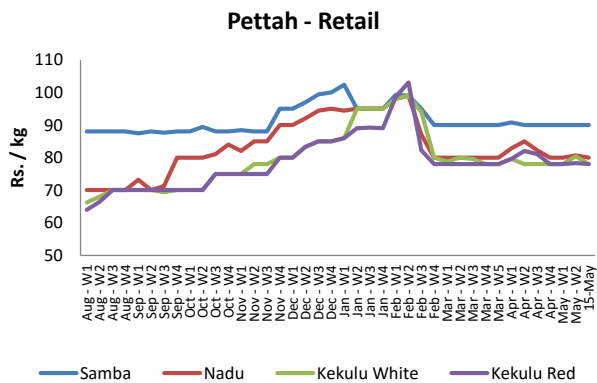
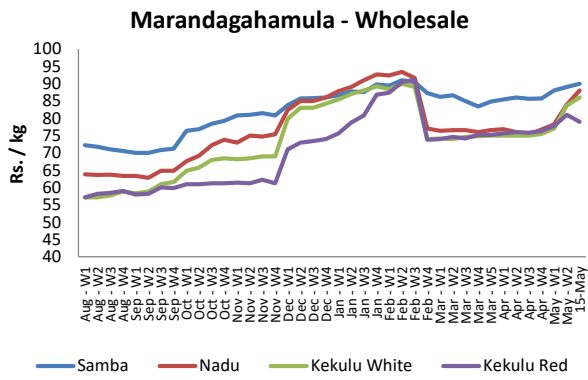
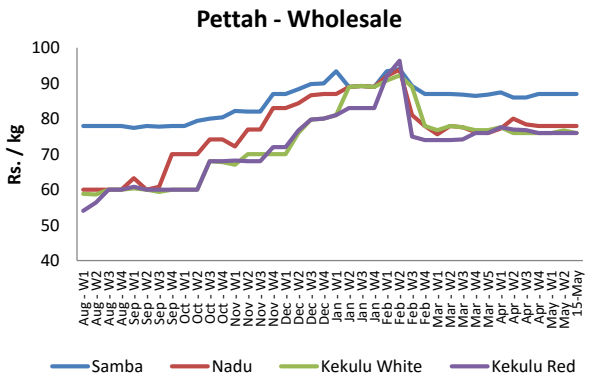
Wholesale and Retail Prices of Selected Food Commodities



Rice

Item	Unit	Pettah				Marandaghamula	
		Wholesale		Retail		Wholesale	
		Previous 5 Days Average	15-May	Previous 5 Days Average	15-May	Previous 5 Days Average	15-May
Samba	Rs./Kg	87.00	87.00	90.00	90.00	88.00	90.00
Nadu	Rs./Kg	78.00	78.00	80.00	80.00	82.00	88.00
Kekulu White	Rs./Kg	76.00	76.00	79.00	78.00	81.00	86.00
Kekulu Red	Rs./Kg	76.00	76.00	78.00	78.00	80.00	79.00

- Price increased by more than 5% compared to previous week average price.
- Price decreased by more than 5% compared to previous week average price.



Wholesale and Retail Prices of Selected Food Commodities

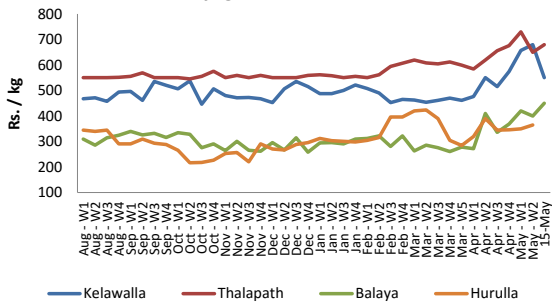


Fish

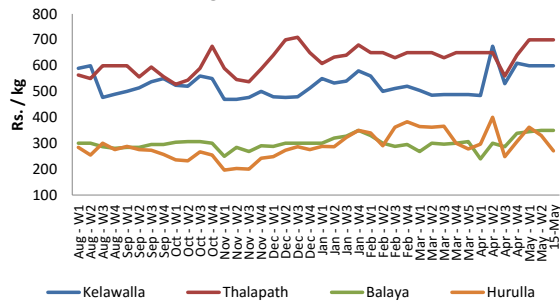
Item	Unit	Peliyagoda Fish Market				Negombo Fish Market			
		Wholesale		Retail		Wholesale		Retail	
		Previous 5 Days Average	15-May	Previous 5 Days Average	15-May	Previous 5 Days Average	15-May	Previous 5 Days Average	15-May
Kelawalla	Rs./Kg	673.00	550.00	930.00	820.00	600.00	600.00	750.00	750.00
Thalapath	Rs./Kg	690.00	680.00	850.00	800.00	700.00	700.00	840.00	850.00
Balaya	Rs./Kg	427.00	450.00	513.00	560.00	350.00	350.00	450.00	450.00
Paraw	Rs./Kg	518.00	530.00	915.00	920.00	530.00	550.00	680.00	700.00
Salaya	Rs./Kg	138.00	150.00	190.00	220.00	132.00	130.00	186.00	180.00
Hurulla	Rs./Kg	358.00	n.a.	460.00	n.a.	342.00	270.00	442.00	350.00

- Price increased by more than 5% compared to previous week average price.
- Price decreased by more than 5% compared to previous week average price.

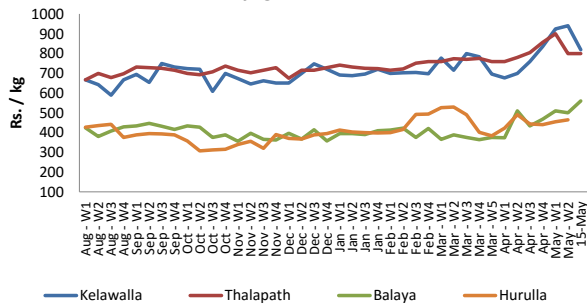
Peliyagoda - Wholesale



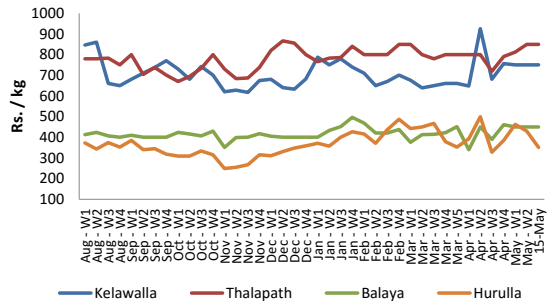
Negombo - Wholesale



Peliyagoda - Retail



Negombo - Retail



Wholesale and Retail Prices of Selected Food Commodities

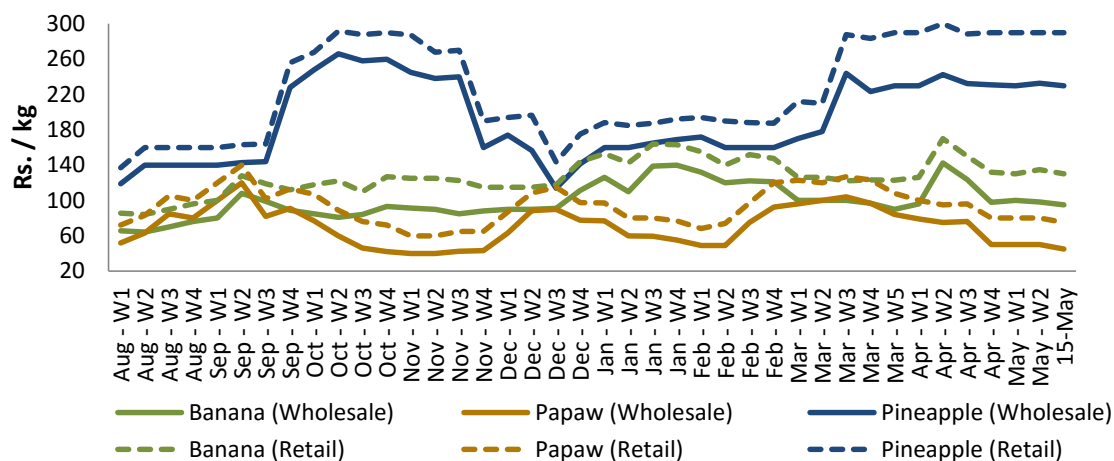


Fruits

Item	Unit	Pettah			
		Wholesale		Retail	
		Previous 5 Days Average	15-May	Previous 5 Days Average	15-May
Banana (Sour)	Rs./Kg	99.00	95.00	133.00	130.00
Papaw	Rs./Kg	50.00	45.00	80.00	75.00
Pineapple	Rs./Kg	232.00	230.00	290.00	290.00

- Price increased by more than 5% compared to previous week average price.
- Price decreased by more than 5% compared to previous week average price.

Pettah - Wholesale and Retail



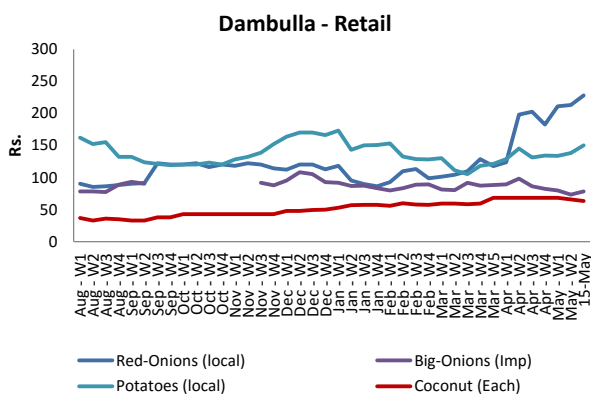
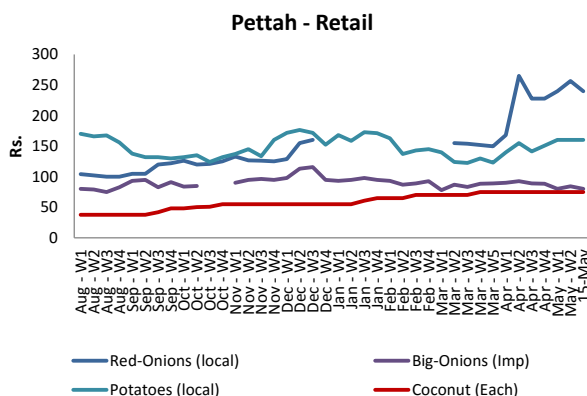
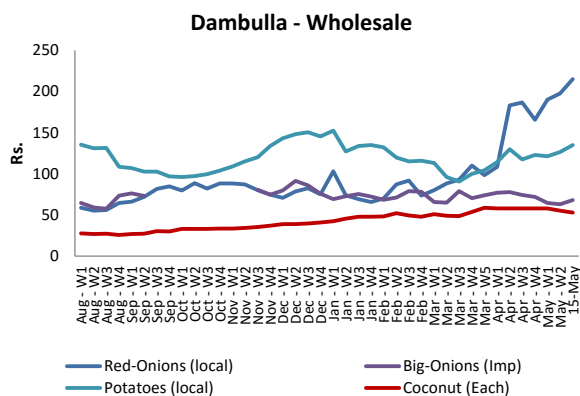
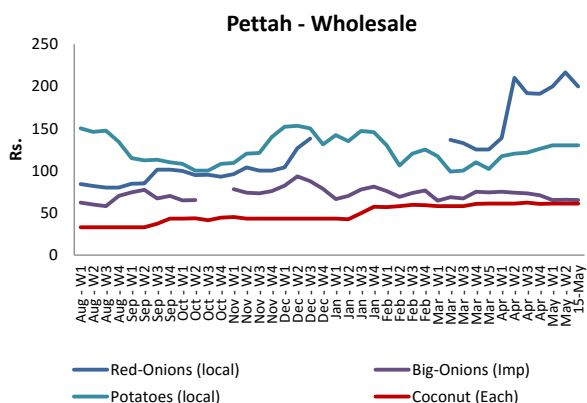
Wholesale and Retail Prices of Selected Food Commodities



Other

Item	Unit	Pettah				Dambulla			
		Wholesale		Retail		Wholesale		Retail	
		Previous 5 Days Average	15-May	Previous 5 Days Average	15-May	Previous 5 Days Average	15-May	Previous 5 Days Average	15-May
Red-Onions (local)	Rs./Kg	210.00	200.00	250.00	240.00	204.00	215.00	218.00	228.00
Red-Onions (Imp)	Rs./Kg	212.00	240.00	250.00	280.00	181.00	170.00	196.00	188.00
Big-Onions (local)	Rs./Kg	n.a.	n.a.	n.a.	n.a.	n.a.	n.a.	n.a.	n.a.
Big-Onions (Imp)	Rs./Kg	65.00	65.00	83.00	80.00	63.00	68.00	76.00	78.00
Potatoes (local)	Rs./Kg	130.00	130.00	160.00	160.00	123.00	135.00	135.00	150.00
Potatoes (Imp)	Rs./Kg	89.00	90.00	107.00	110.00				
Dried Chillies (Imp)	Rs./Kg	165.00	165.00	220.00	220.00	168.00	168.00	181.00	178.00
Coconut	Rs./Nut	61.00	61.00	75.00	75.00	57.00	53.00	67.00	63.00
Coconut oil	Rs./Ltr	344.00	360.00	364.00	380.00				
Dhal	Rs./Kg	135.00	135.00	155.00	155.00				
Sugar	Rs./Kg	100.00	100.00	108.00	108.00				
Eggs	Rs./Each	12.00	10.00	13.00	11.00				
Katta	Rs./Kg	800.00	800.00	850.00	850.00				
Sprats	Rs./Kg	450.00	450.00	500.00	500.00				

- Price increased by more than 5% compared to previous week average price.
- Price decreased by more than 5% compared to previous week average price.



* Prices of food commodities may vary due to quality and markets among other factors.