

# Wholesale and Retail Prices of Selected Food

## Commodities

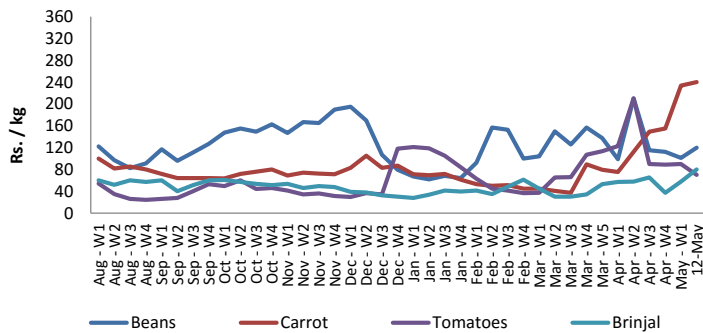


### Vegetables

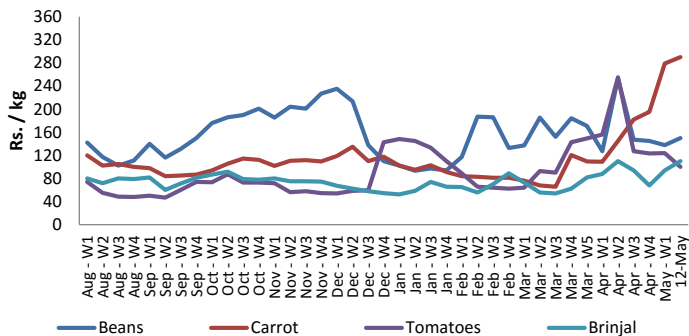
Item	Unit	Pettah			
		Wholesale		Retail	
		Previous 5 Days Average	12-May	Previous 5 Days Average	12-May
Beans	Rs./Kg	112.00	120.00	146.00	150.00
Carrot	Rs./Kg	216.00	240.00	263.00	290.00
Cabbage	Rs./Kg	150.00	130.00	194.00	180.00
Tomatoes	Rs./Kg	86.00	70.00	121.00	100.00
Brinjal	Rs./Kg	69.00	80.00	105.00	110.00
Pumpkin	Rs./Kg	49.00	50.00	76.00	80.00
Snake gourd	Rs./Kg	127.00	120.00	167.00	170.00

- Price increased by more than 5% compared to previous week average price.
- Price decreased by more than 5% compared to previous week average price.

Pettah - Wholesale



Pettah - Retail



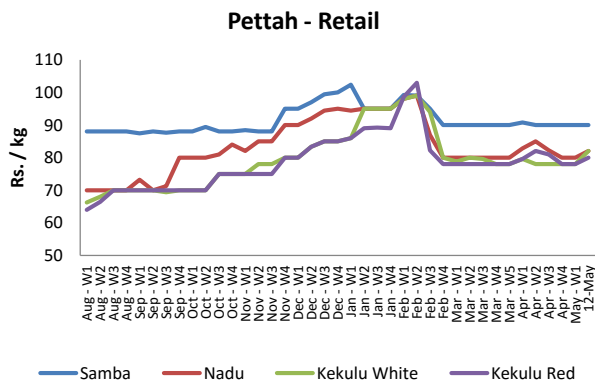
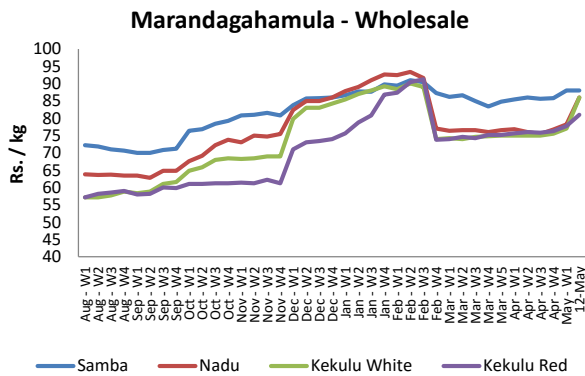
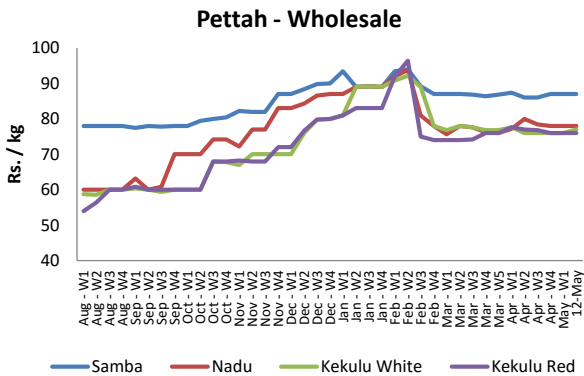
## Wholesale and Retail Prices of Selected Food Commodities



### Rice

Item	Unit	Pettah				Marandagahamula	
		Wholesale		Retail		Wholesale	
		Previous 5 Days Average	12-May	Previous 5 Days Average	12-May	Previous 5 Days Average	12-May
Samba	Rs./Kg	87.00	87.00	90.00	90.00	89.00	88.00
Nadu	Rs./Kg	78.00	78.00	80.00	82.00	80.00	86.00
Kekulu White	Rs./Kg	76.00	77.00	78.00	82.00	79.00	86.00
Kekulu Red	Rs./Kg	76.00	76.00	77.80	80.00	79.00	81.00

- Price increased by more than 5% compared to previous week average price.
- Price decreased by more than 5% compared to previous week average price.



## Wholesale and Retail Prices of Selected Food Commodities

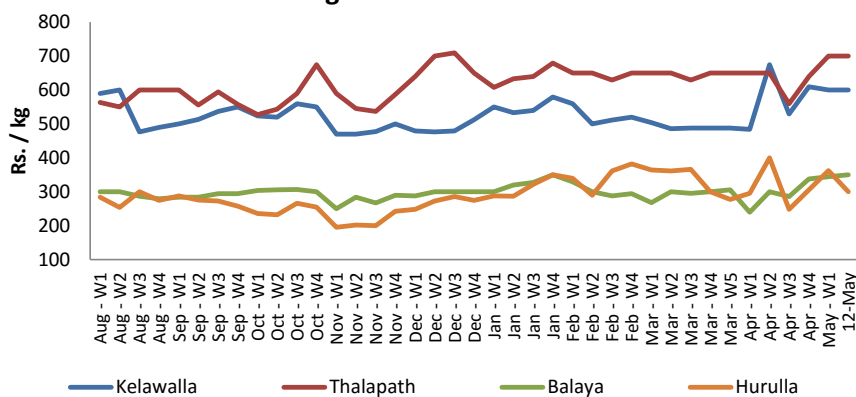


### Fish

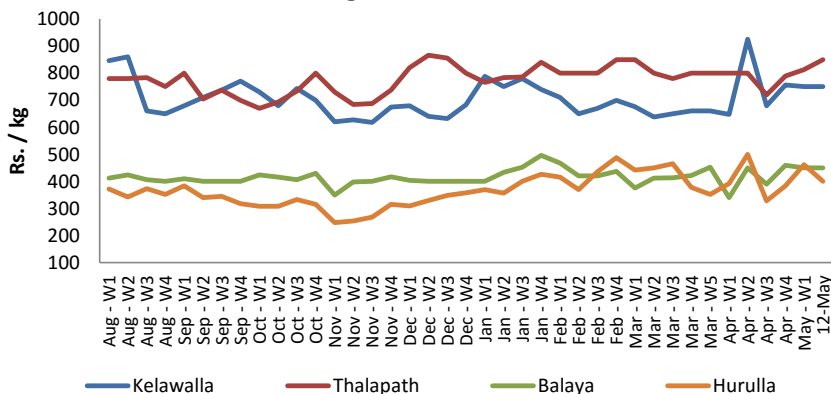
Item	Unit	Negombo Fish Market			
		Wholesale		Retail	
		Previous 5 Days Average	12-May	Previous 5 Days Average	12-May
Kelawalla	Rs./Kg	600.00	600.00	750.00	750.00
Thalapath	Rs./Kg	700.00	700.00	830.00	850.00
Balaya	Rs./Kg	350.00	350.00	450.00	450.00
Paraw	Rs./Kg	530.00	500.00	680.00	650.00
Salaya	Rs./Kg	142.00	100.00	200.00	150.00
Hurulla	Rs./Kg	358.00	300.00	458.00	400.00

- Price increased by more than 5% compared to previous week average price.
- Price decreased by more than 5% compared to previous week average price.

### Negombo - Wholesale



### Negombo - Retail



## Wholesale and Retail Prices of Selected Food Commodities

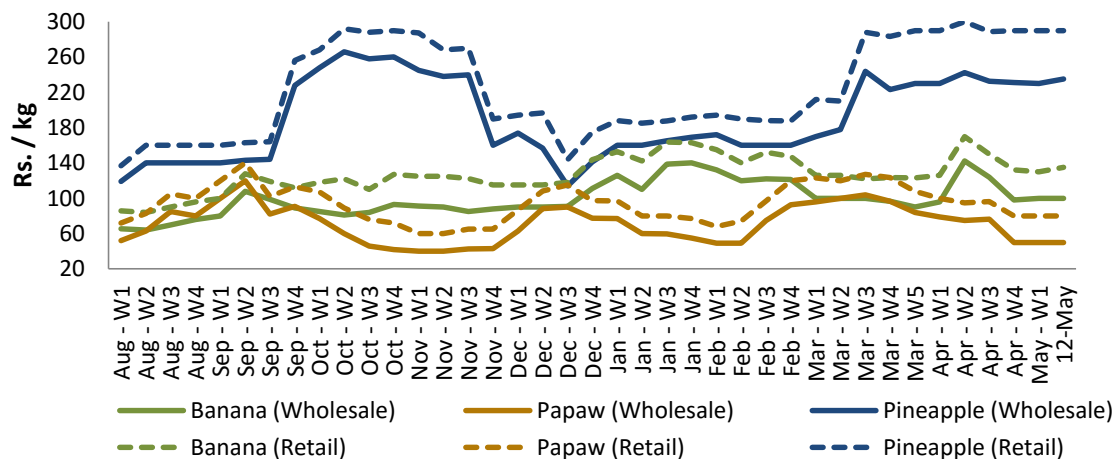


### Fruits

Item	Unit	Pettah			
		Wholesale		Retail	
		Previous 5 Days Average	12-May	Previous 5 Days Average	12-May
Banana (Sour)	Rs./Kg	99.00	100.00	132.00	135.00
Papaw	Rs./Kg	50.00	50.00	80.00	80.00
Pineapple	Rs./Kg	230.60	235.00	290.00	290.00

- Price increased by more than 5% compared to previous week average price.
- Price decreased by more than 5% compared to previous week average price.

**Pettah - Wholesale and Retail**



## Wholesale and Retail Prices of Selected Food

### Commodities

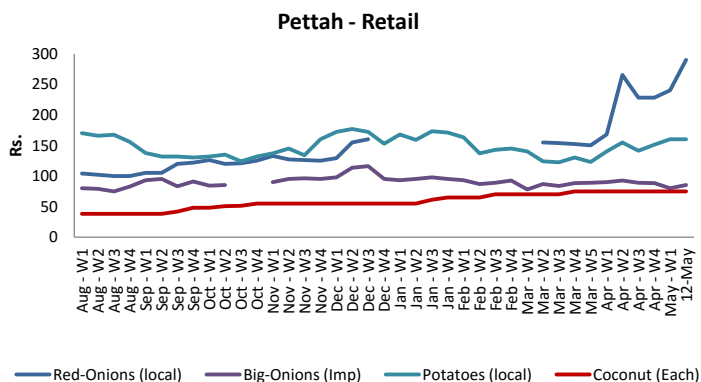
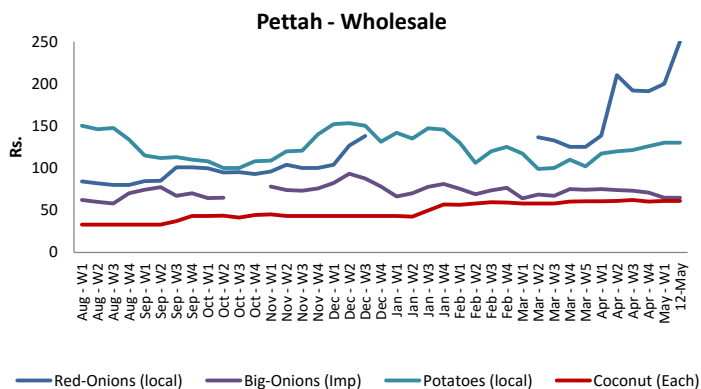


### Other

Item	Unit	Pettah			
		Wholesale		Retail	
		Previous 5 Days Average	12-May	Previous 5 Days Average	12-May
Red-Onions (local)	Rs./Kg	200.00	250.00	240.00	290.00
Red-Onions (Imp)	Rs./Kg	208.00	220.00	250.00	240.00
Big-Onions (local)	Rs./Kg	n.a.	n.a.	n.a.	n.a.
Big-Onions (Imp)	Rs./Kg	65.00	65.00	82.00	85.00
Potatoes (local)	Rs./Kg	130.00	130.00	160.00	160.00
Potatoes (Imp)	Rs./Kg	89.00	90.00	107.00	110.00
Dried Chillies (Imp)	Rs./Kg	165.00	165.00	220.00	220.00
Coconut	Rs./Nut	61.00	61.00	75.00	75.00
Coconut oil	Rs./Ltr	340.00	360.00	360.00	380.00
Dhal	Rs./Kg	135.00	137.00	155.00	155.00
Sugar	Rs./Kg	100.00	100.00	108.00	108.00
Eggs	Rs./Each	12.00	12.00	13.00	13.00
Katta	Rs./Kg	800.00	800.00	850.00	850.00
Sprats	Rs./Kg	450.00	450.00	500.00	500.00

■ Price increased by more than 5% compared to previous week average price.

■ Price decreased by more than 5% compared to previous week average price.



\* Prices of food commodities may vary due to quality and markets among other factors.