

## Weekly Summary of Price Developments (From 31 May 2017 to 06 June 2017)



---

### Vegetables

---

- Prices of vegetables exhibited an increasing trend during the week due to the supply disruptions caused by adverse weather conditions and seasonal impact.



---

### Rice

---

- Retail price of Samba, Nadu and Kekulu (Red) recorded a significant increase in the Pettah market exceeding the control price imposed with effect from 17th February 2017.



---

### Fish

---

- Both Peliyagoda and Negombo markets are returning to normal activity level.



---

### Fruits

---

- Prices of fruits continued the decreasing trend during the week.



---

### Other

---

- Prices of Egg increased during the last weekend.
-

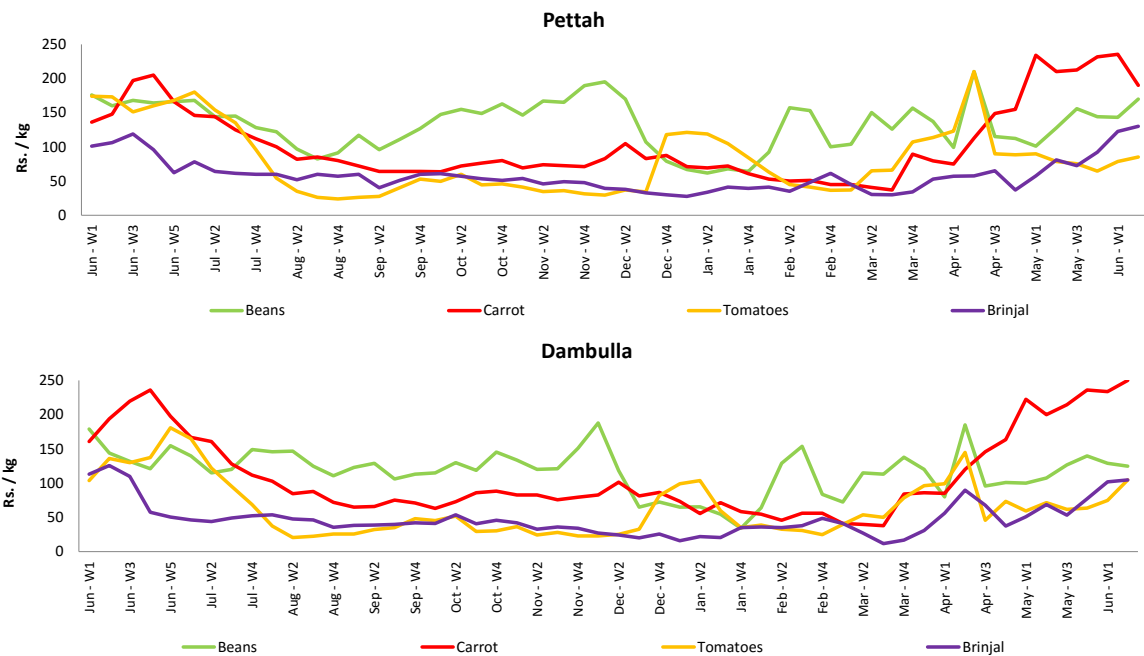
# Wholesale and Retail Prices of Selected Food Commodities - 2017/06/06

## Vegetables

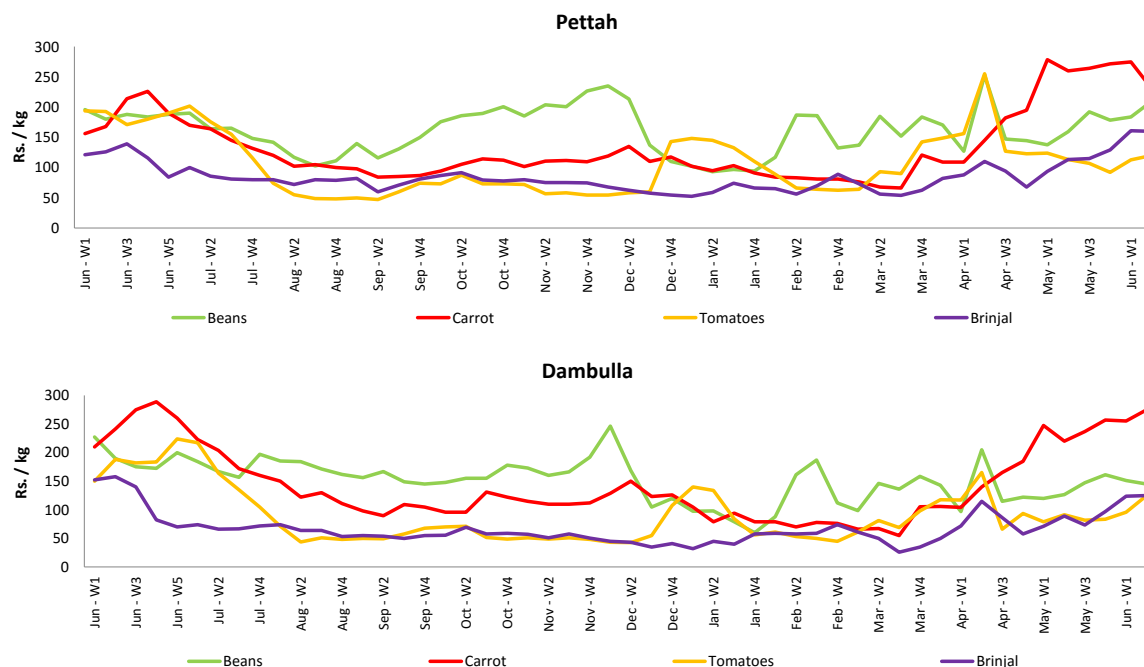
Item	Unit	Wholesale				Retail			
		Pettah		Dambulla		Pettah		Dambulla	
		Previous 5 Days Average	Today	Previous 5 Days Average	Today	Previous 5 Days Average	Today	Previous 5 Days Average	Today
Beans	Rs./Kg	149.00	170.00	133.00	125.00	192.00	210.00	155.00	145.00
Carrot	Rs./Kg	222.00	190.00	226.00	250.00	260.00	230.00	247.00	275.00
Cabbage	Rs./Kg	125.00	90.00	114.00	105.00	178.00	140.00	135.00	125.00
Tomatoes	Rs./Kg	81.00	85.00	76.00	105.00	115.00	120.00	96.00	125.00
Brinjal	Rs./Kg	125.00	130.00	106.00	105.00	165.00	160.00	128.00	125.00
Pumpkin	Rs./Kg	69.00	70.00	66.00	95.00	102.00	95.00	86.00	115.00
Snake gourd	Rs./Kg	125.00	120.00	95.00	105.00	165.00	160.00	115.00	125.00

- Price increased by more than 5% compared to previous week average price.
- Price decreased by more than 5% compared to previous week average price.

### Wholesale Prices



### Retail Prices



# Wholesale and Retail Prices of Selected Food Commodities - 2017/06/06

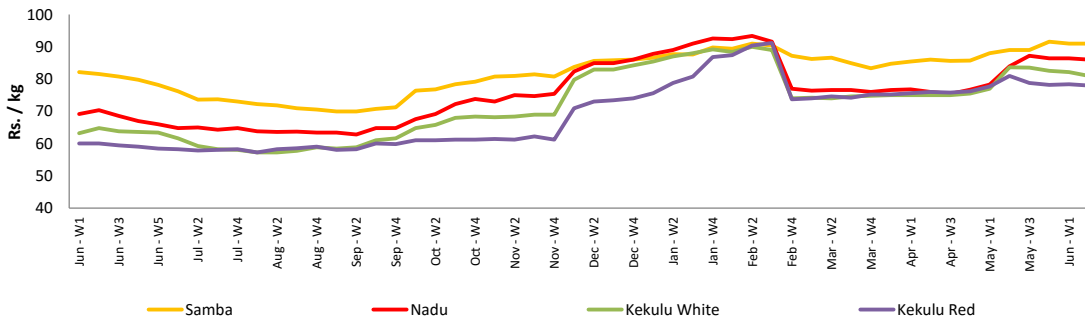
## Rice

Item	Unit	Wholesale				Retail	
		Maradaghamula		Pettah		Pettah	
		Previous 5 Days Average		Previous 5 Days Average		Previous 5 Days Average	
		Average	Today	Average	Today	Average	Today
Samba	Rs./Kg	91.00	91.00	94.00	94.00	99.00	99.00
Nadu	Rs./Kg	86.00	86.00	85.00	86.00	90.00	92.00
Kekulu White	Rs./Kg	82.00	81.00	83.00	83.00	89.00	88.00
Kekulu Red	Rs./Kg	78.20	78.00	81.00	83.00	87.00	88.00

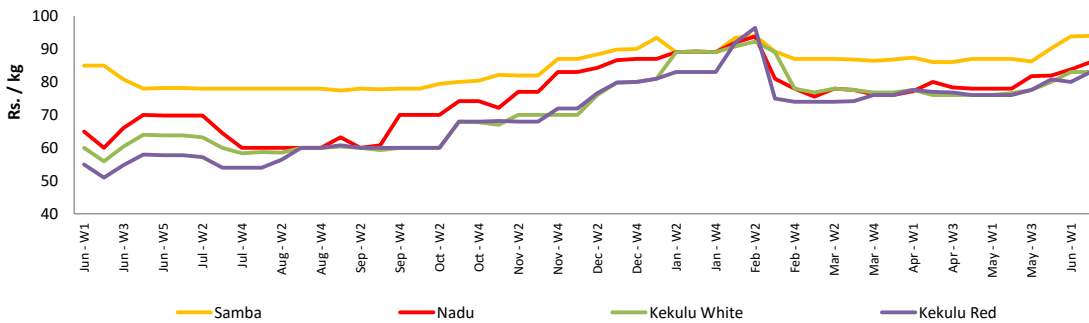
- Price increased by more than 5% compared to previous week average price.
- Price decreased by more than 5% compared to previous week average price.

### Wholesale Prices

#### Marandaghamula

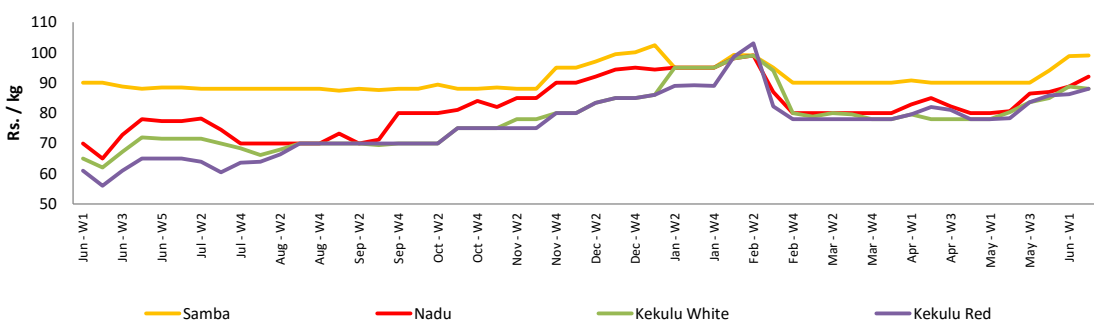


#### Pettah



### Retail Prices

#### Pettah



# Wholesale and Retail Prices of Selected Food Commodities - 2017/06/06

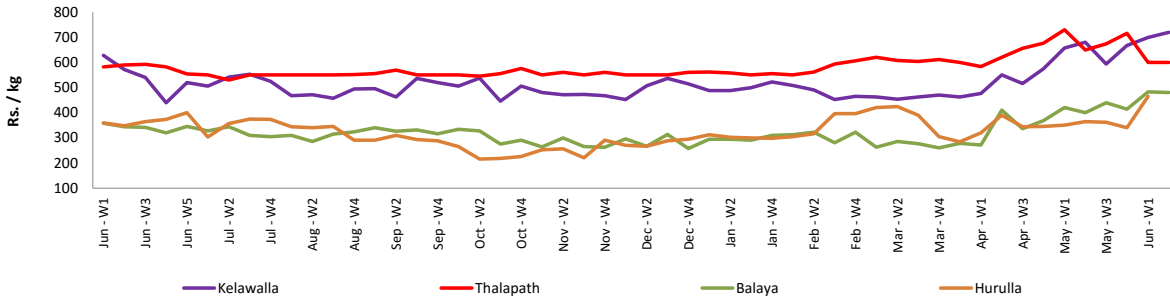
## Fish

Item	Unit	Wholesale				Retail			
		Peliyagoda		Negombo		Peliyagoda		Negombo	
		Previous 5 Days Average	Today	Previous 5 Days Average	Today	Previous 5 Days Average	Today	Previous 5 Days Average	Today
Kelawalla	Rs./Kg	690.00	720.00	633.00	650.00	937.00	980.00	833.00	850.00
Thalpath	Rs./Kg	600.00	600.00	800.00	800.00	750.00	750.00	1050.00	1000.00
Balaya	Rs./Kg	500.00	480.00	400.00	400.00	600.00	560.00	550.00	600.00
Paraw	Rs./Kg	663.00	650.00	550.00	550.00	1115.00	1100.00	750.00	800.00
Salaya	Rs./Kg	178.00	180.00	167.00	150.00	252.00	240.00	237.00	200.00
Hurulla	Rs./Kg	470.00	n.a.	417.00	380.00	577.00	n.a.	517.00	480.00

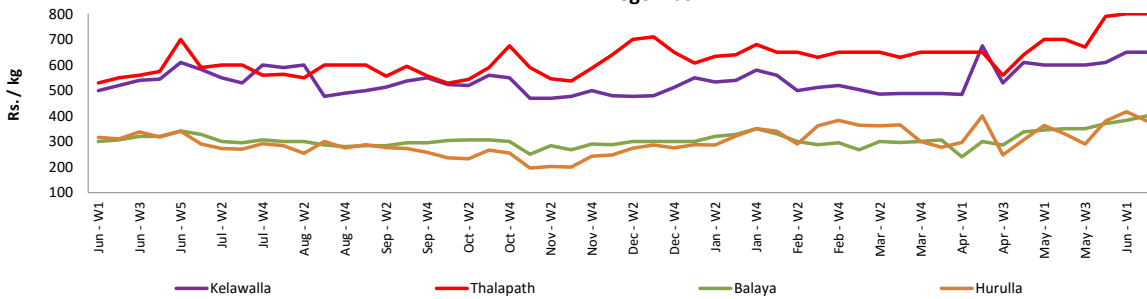
- Price increased by more than 5% compared to previous week average price.
- Price decreased by more than 5% compared to previous week average price.

### Wholesale Prices

#### Peliyagoda

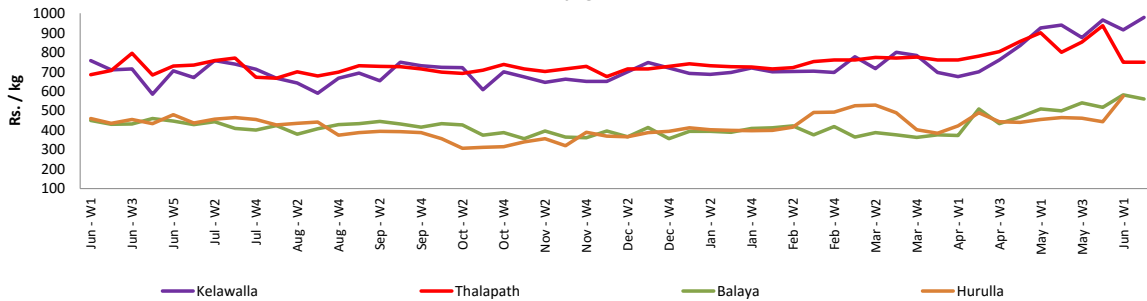


#### Negombo

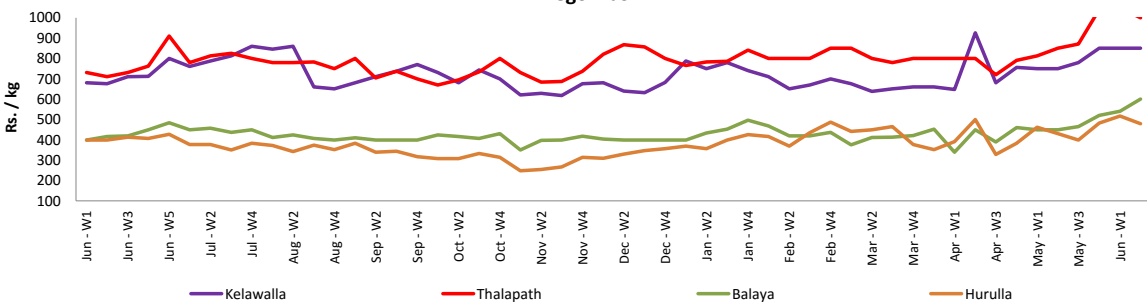


### Retail Prices

#### Peliyagoda



#### Negombo



# Wholesale and Retail Prices of Selected Food Commodities - 2017/06/06

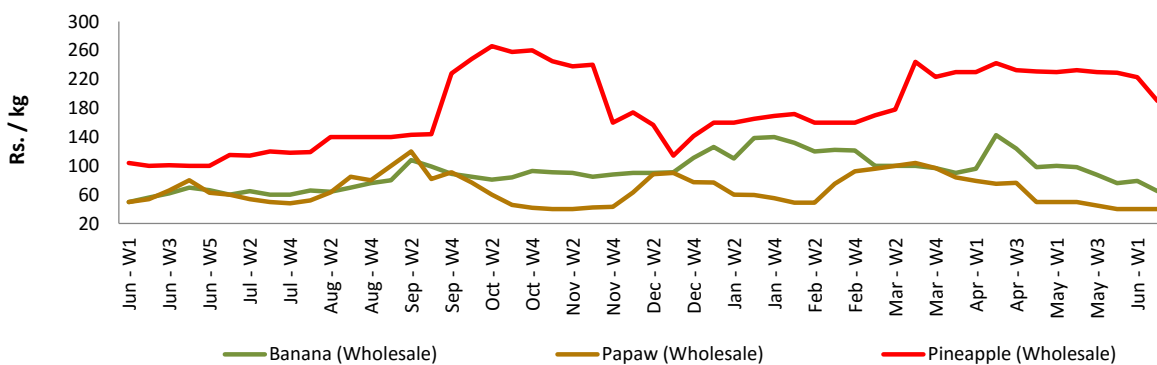
## Fruits

Item	Unit	Wholesale		Retail	
		Pettah			
		Previous 5 Days Average	Today	Previous 5 Days Average	Today
Banana (Sour)	Rs./Kg	76.00	65.00	100.00	100.00
Papaw	Rs./Kg	40.00	40.00	74.00	70.00
Pineapple	Rs./Kg	215.00	190.00	268.00	230.00

Price increased by more than 5% compared to previous week average price.

Price decreased by more than 5% compared to previous week average price.

### Wholesale - Pettah



# Wholesale and Retail Prices of Selected Food Commodities - 2017/06/06

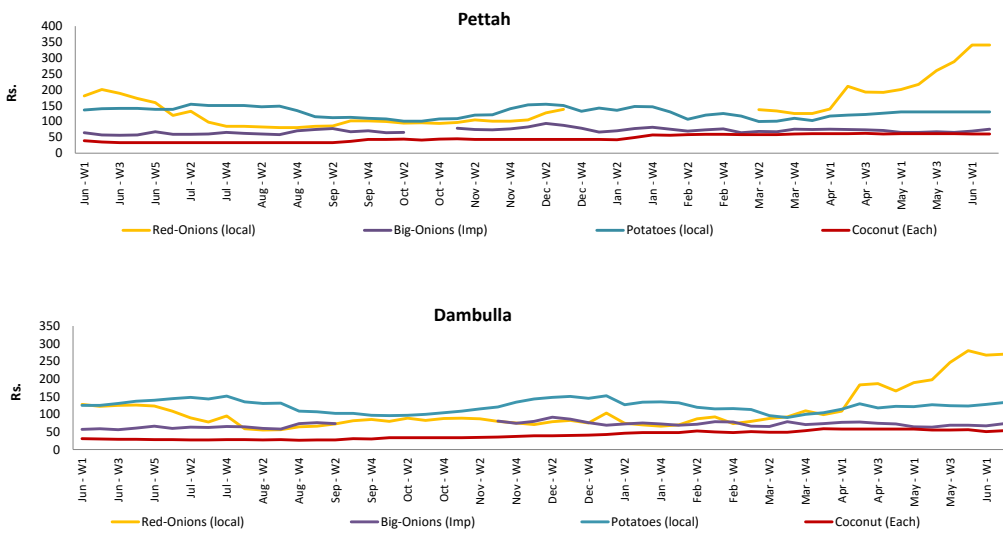
## Other

Item	Unit	Wholesale				Retail			
		Pettah		Dambulla		Pettah		Dambulla	
		Previous 5 Days		Previous 5 Days		Previous 5 Days		Previous 5 Days	
		Average	Today	Average	Today	Average	Today	Average	Today
Red-Onions (local)	Rs./Kg	336.00	340.00	270.00	270.00	378.00	370.00	284.00	288.00
Red-Onions (Imp)	Rs./Kg	293.00	290.00	268.00	265.00	330.00	320.00	280.00	278.00
Big-Onions (local)	Rs./Kg	n.a.	n.a.	n.a.	n.a.	n.a.	n.a.	n.a.	n.a.
Big-Onions (Imp)	Rs./Kg	70.00	75.00	68.00	73.00	85.00	88.00	79.00	83.00
Potatoes (local)	Rs./Kg	130.00	130.00	130.00	133.00	160.00	160.00	143.00	145.00
Potatoes (Imp)	Rs./Kg	89.00	85.00			114.00	115.00		
Dried Chillies (Imp)	Rs./Kg	155.00	155.00	152.00	145.00	190.00	190.00	164.00	158.00
Coconut	Rs./Nut	60.40	60.00	51.00	53.00	72.00	70.00	61.00	63.00
Coconut oil	Rs./Ltr	360.00	360.00			380.00	380.00		
Dhal	Rs./Kg	138.00	138.00			155.00	155.00		
Sugar	Rs./Kg	98.00	98.00			105.00	105.00		
Eggs	Rs./Each	9.40	11.00			10.40	12.00		
Katta	Rs./Kg	800.00	800.00			850.00	850.00		
Sprats	Rs./Kg	500.00	500.00			550.00	550.00		

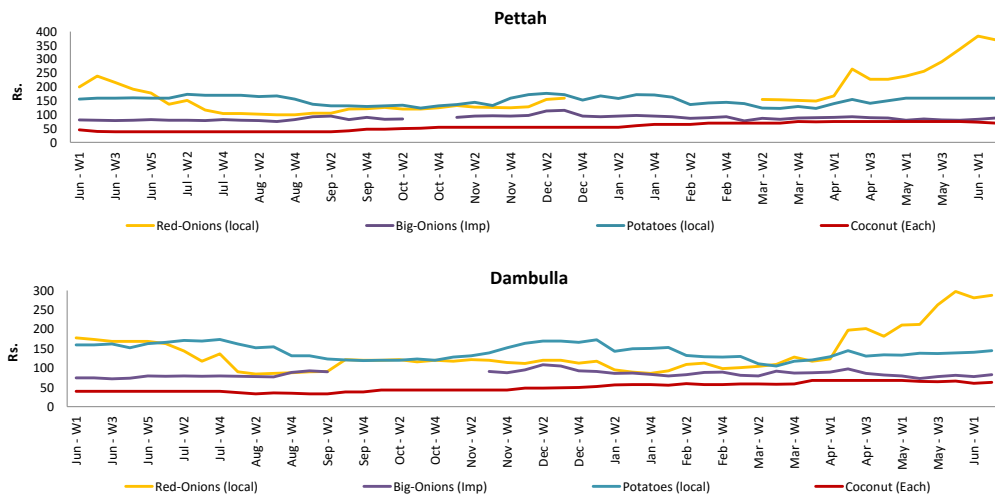
Price increased by more than 5% compared to previous week average price.

Price decreased by more than 5% compared to previous week average price.

### Wholesale Prices



### Retail Prices



\* Prices of food commodities may vary due to quality and markets among other factors.