

## Wholesale and Retail Prices of Selected Food Commodities

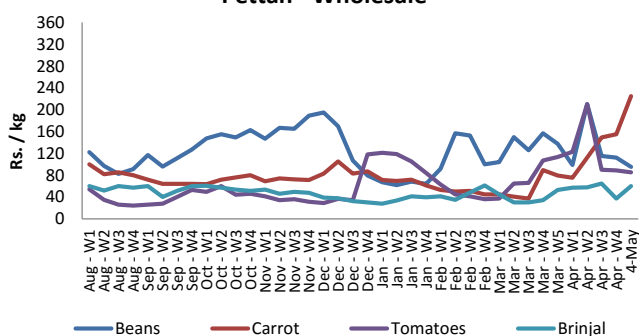


### Vegetables

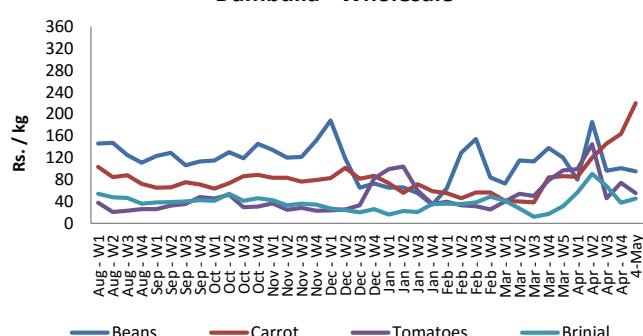
Item	Unit	Pettah				Dambulla			
		Wholesale		Retail		Wholesale		Retail	
		Previous 5 Days Average	4-May	Previous 5 Days Average	4-May	Previous 5 Days Average	4-May	Previous 5 Days Average	4-May
Beans	Rs./Kg	111.00	95.00	146.00	135.00	97.00	95.00	118.00	115.00
Carrot	Rs./Kg	195.00	225.00	237.00	275.00	192.00	220.00	212.00	255.00
Cabbage	Rs./Kg	136.00	165.00	185.00	210.00	95.00	115.00	115.00	135.00
Tomatoes	Rs./Kg	92.00	85.00	127.00	120.00	70.00	55.00	90.00	75.00
Brinjal	Rs./Kg	44.00	60.00	76.00	100.00	43.00	45.00	63.00	65.00
Pumpkin	Rs./Kg	45.00	55.00	75.00	80.00	47.00	40.00	67.00	60.00
Snake gourd	Rs./Kg	100.00	110.00	128.00	150.00	66.00	65.00	86.00	90.00

- Price increased by more than 5% compared to previous week average price.
- Price decreased by more than 5% compared to previous week average price.

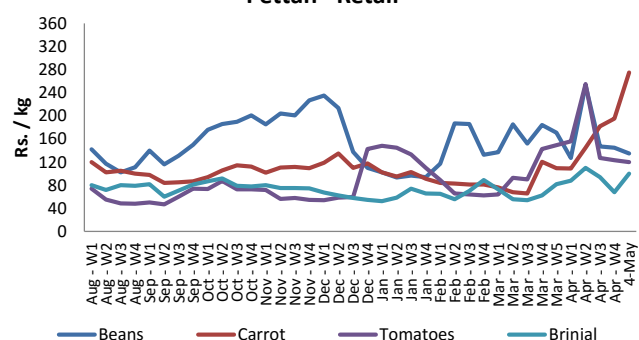
**Pettah - Wholesale**



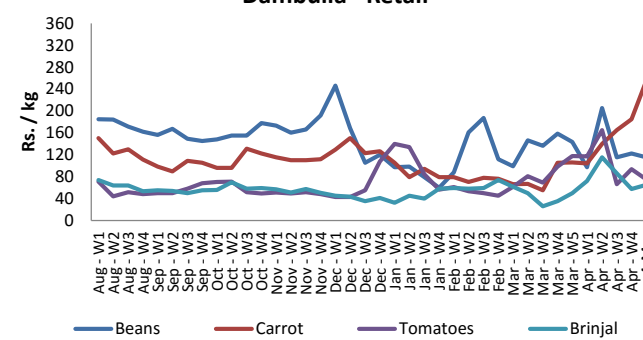
**Dambulla - Wholesale**



**Pettah - Retail**



**Dambulla - Retail**



## Wholesale and Retail Prices of Selected Food Commodities

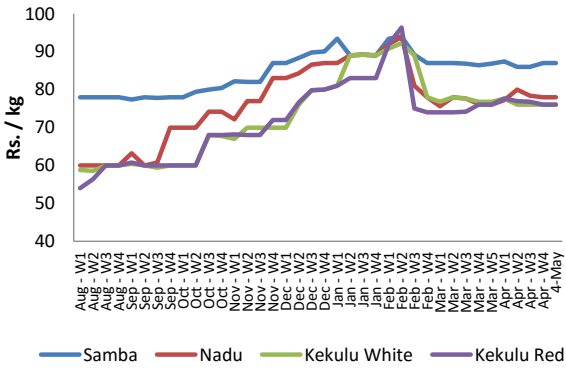


### Rice

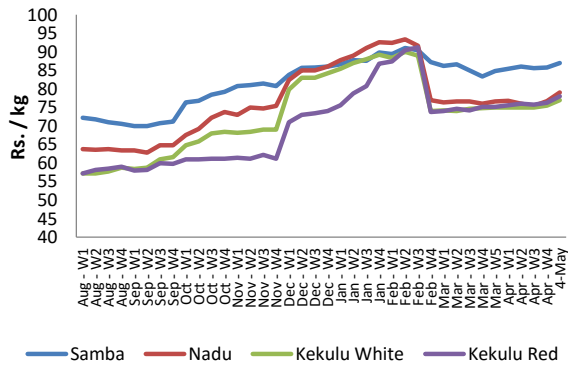
Item	Unit	Pettah				Marandagahamula	
		Wholesale		Retail		Wholesale	
		Previous 5 Days Average	4-May	Previous 5 Days Average	4-May	Previous 5 Days Average	4-May
Samba	Rs./Kg	87.00	87.00	90.00	90.00	87.00	87.00
Nadu	Rs./Kg	78.00	78.00	80.00	80.00	77.00	79.00
Kekulu White	Rs./Kg	76.00	76.00	78.00	78.00	76.00	77.00
Kekulu Red	Rs./Kg	76.00	76.00	78.00	78.00	77.00	78.00

- Price increased by more than 5% compared to previous week average price.
- Price decreased by more than 5% compared to previous week average price.

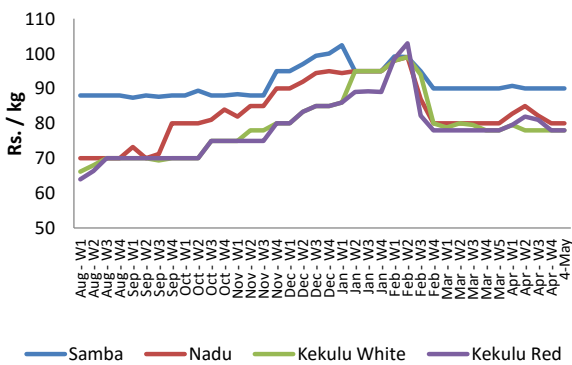
**Pettah - Wholesale**



**Marandagahamula - Wholesale**



**Pettah - Retail**



## Wholesale and Retail Prices of Selected Food Commodities

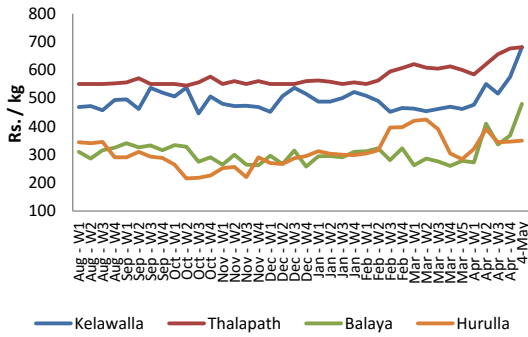


### Fish

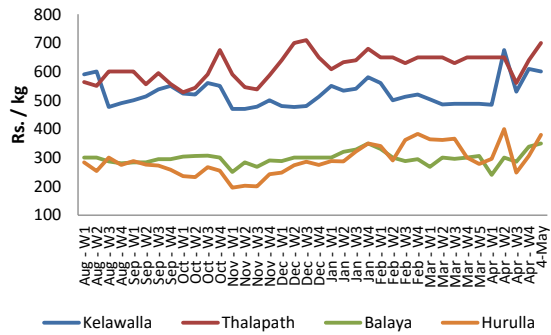
Item	Unit	Peliyagoda Fish Market				Negombo Fish Market			
		Wholesale		Retail		Wholesale		Retail	
		Previous 5 Days Average	4-May	Previous 5 Days Average	4-May	Previous 5 Days Average	4-May	Previous 5 Days Average	4-May
Kelawalla	Rs./Kg	643.00	680.00	915.00	920.00	600.00	600.00	750.00	750.00
Thalapath	Rs./Kg	708.00	680.00	888.00	800.00	670.00	700.00	800.00	800.00
Balaya	Rs./Kg	382.00	480.00	482.00	560.00	338.00	350.00	450.00	450.00
Paraw	Rs./Kg	604.00	530.00	784.00	920.00	500.00	550.00	650.00	700.00
Salaya	Rs./Kg	130.00	120.00	180.00	180.00	130.00	150.00	184.00	200.00
Hurulla	Rs./Kg	354.00	350.00	458.00	460.00	332.00	380.00	420.00	480.00

- Price increased by more than 5% compared to previous week average price.
- Price decreased by more than 5% compared to previous week average price.

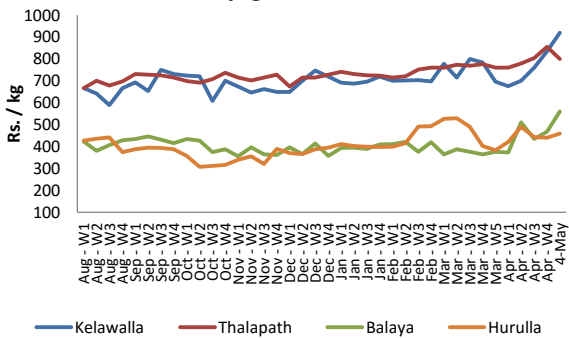
**Peliyagoda - Wholesale**



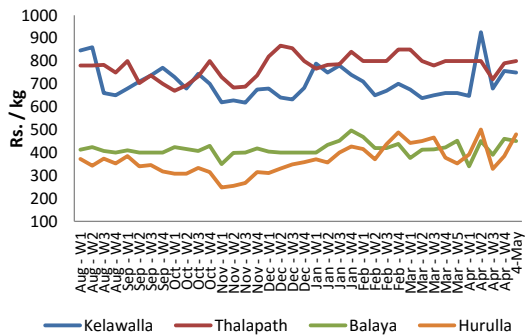
**Negombo - Wholesale**



**Peliyagoda - Retail**



**Negombo - Retail**



## Wholesale and Retail Prices of Selected Food Commodities

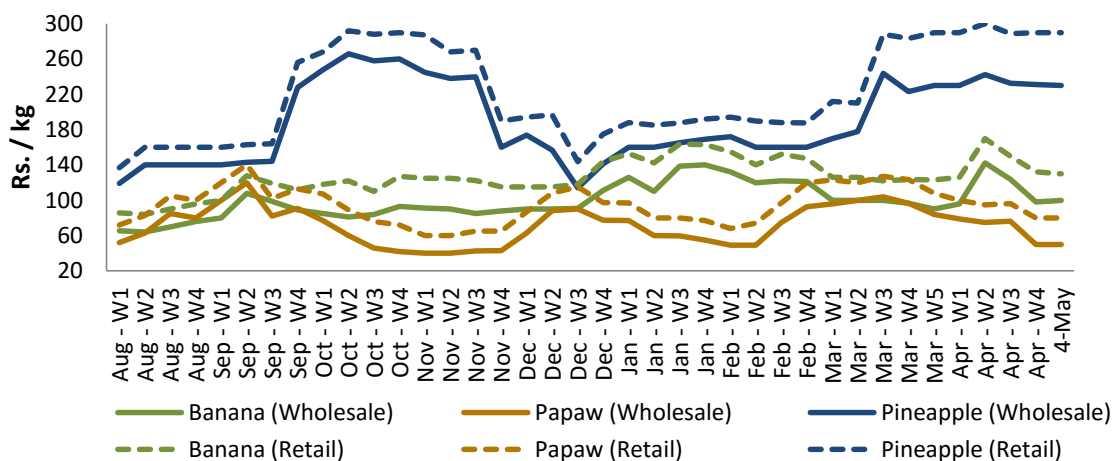


### Fruits

Item	Unit	Pettah			
		Wholesale		Retail	
		Previous 5 Days Average	4-May	Previous 5 Days Average	4-May
Banana (Sour)	Rs./Kg	99.00	100.00	130.00	130.00
Papaw	Rs./Kg	50.00	50.00	80.00	80.00
Pineapple	Rs./Kg	231.00	230.00	290.00	290.00

- Price increased by more than 5% compared to previous week average price.
- Price decreased by more than 5% compared to previous week average price.

Pettah - Wholesale and Retail



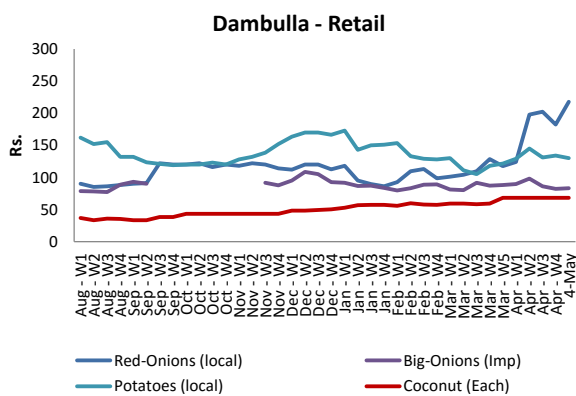
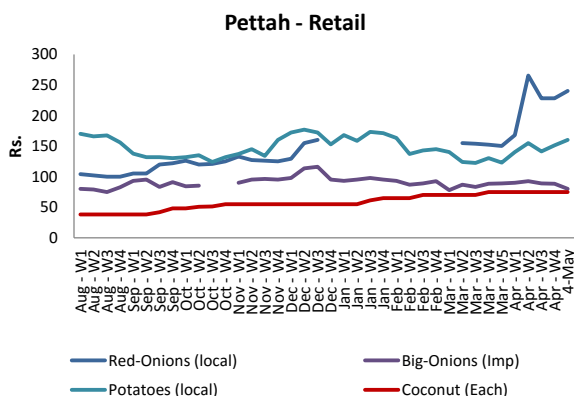
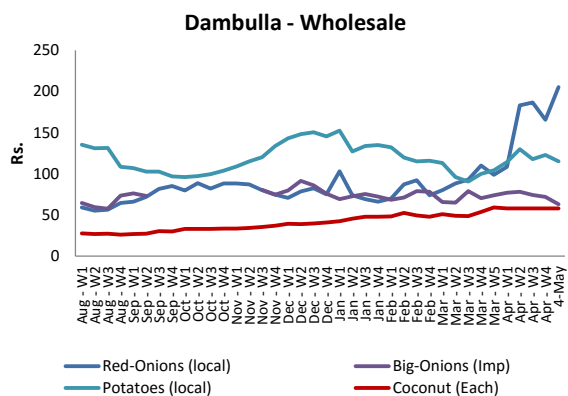
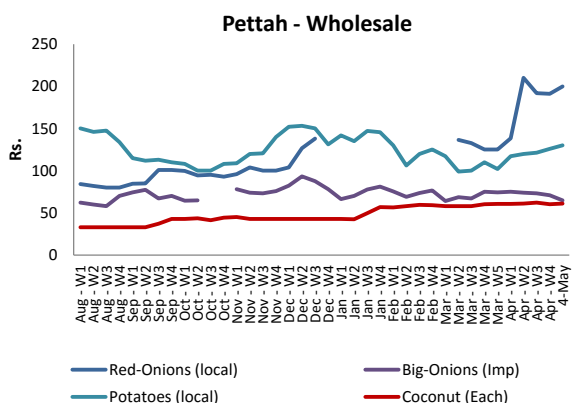
## Wholesale and Retail Prices of Selected Food Commodities



### Other

Item	Unit	Pettah				Dambulla			
		Wholesale		Retail		Wholesale		Retail	
		Previous 5 Days Average	4-May	Previous 5 Days Average	4-May	Previous 5 Days Average	4-May	Previous 5 Days Average	4-May
Red-Onions (local)	Rs./Kg	191.00	200.00	228.00	240.00	169.00	205.00	192.00	218.00
Red-Onions (Imp)	Rs./Kg	200.00	200.00	240.00	240.00	185.00	195.00	202.00	208.00
Big-Onions (local)	Rs./Kg	n.a.	n.a.	n.a.	n.a.	n.a.	n.a.	n.a.	n.a.
Big-Onions (Imp)	Rs./Kg	68.00	65.00	85.00	80.00	69.00	63.00	81.00	83.00
Potatoes (local)	Rs./Kg	130.00	130.00	159.00	160.00	125.00	115.00	136.00	130.00
Potatoes (Imp)	Rs./Kg	88.00	88.00	110.00	105.00				
Dried Chillies (Imp)	Rs./Kg	166.00	165.00	221.00	220.00	169.00	165.00	183.00	178.00
Coconut	Rs./Nut	61.00	61.00	75.00	75.00	58.00	58.00	68.00	68.00
Coconut oil	Rs./Ltr	340.00	340.00	360.00	360.00				
Dhal	Rs./Kg	135.00	135.00	155.00	155.00				
Sugar	Rs./Kg	100.00	100.00	108.00	108.00				
Eggs	Rs./Each	12.00	12.00	13.00	13.00				
Katta	Rs./Kg	800.00	800.00	850.00	850.00				
Sprats	Rs./Kg	451.00	450.00	502.00	500.00				

- Price increased by more than 5% compared to previous week average price.
- Price decreased by more than 5% compared to previous week average price.



\* Prices of food commodities may vary due to quality and markets among other factors.