

Wholesale and Retail Prices of Selected Food Commodities

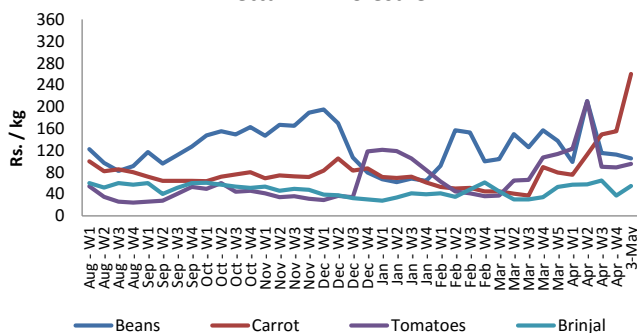


Vegetables

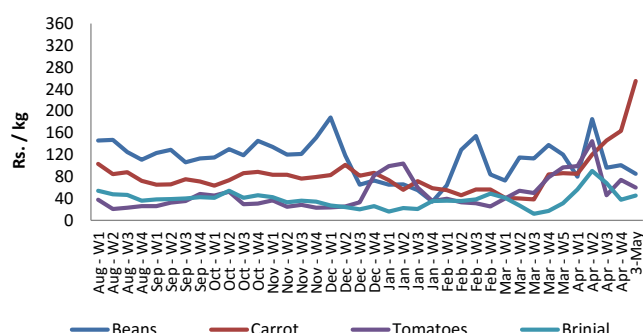
Item	Unit	Pettah				Dambulla			
		Wholesale		Retail		Wholesale		Retail	
		Previous 5 Days Average	3-May	Previous 5 Days Average	3-May	Previous 5 Days Average	3-May	Previous 5 Days Average	3-May
Beans	Rs./Kg	111.00	105.00	146.00	135.00	103.00	85.00	124.00	105.00
Carrot	Rs./Kg	172.00	260.00	214.00	300.00	170.00	255.00	191.00	275.00
Cabbage	Rs./Kg	128.00	150.00	179.00	195.00	92.00	100.00	112.00	120.00
Tomatoes	Rs./Kg	91.00	95.00	125.00	130.00	74.00	60.00	94.00	80.00
Brinjal	Rs./Kg	41.00	55.00	72.00	90.00	41.00	45.00	61.00	65.00
Pumpkin	Rs./Kg	46.00	45.00	74.00	80.00	51.00	40.00	71.00	60.00
Snake gourd	Rs./Kg	96.00	110.00	123.00	145.00	63.00	70.00	83.00	90.00

- Price increased by more than 5% compared to previous week average price.
- Price decreased by more than 5% compared to previous week average price.

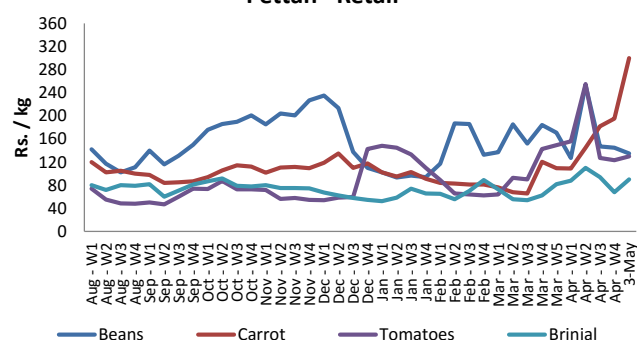
Pettah - Wholesale



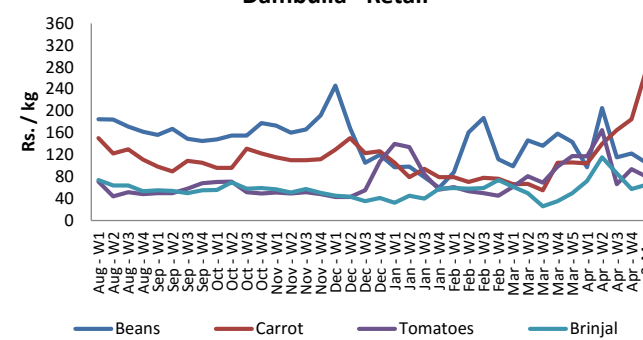
Dambulla - Wholesale



Pettah - Retail



Dambulla - Retail



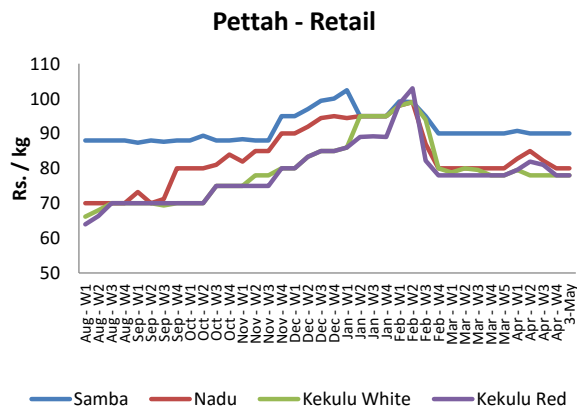
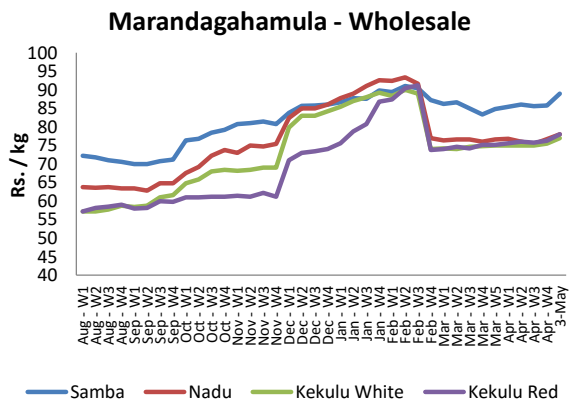
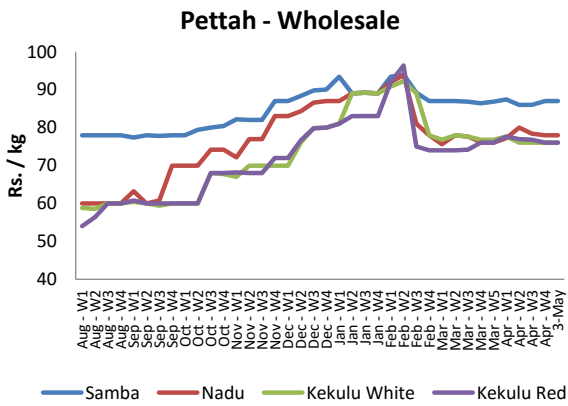
Wholesale and Retail Prices of Selected Food Commodities



Rice

Item	Unit	Pettah				Marandagahamula	
		Wholesale		Retail		Wholesale	
		Previous 5 Days Average	3-May	Previous 5 Days Average	3-May	Previous 5 Days Average	3-May
Samba	Rs./Kg	87.00	87.00	90.00	90.00	87.00	89.00
Nadu	Rs./Kg	78.00	78.00	80.00	80.00	77.00	78.00
Kekulu White	Rs./Kg	76.00	76.00	78.00	78.00	76.00	77.00
Kekulu Red	Rs./Kg	76.00	76.00	78.00	78.00	77.00	78.00

- Price increased by more than 5% compared to previous week average price.
- Price decreased by more than 5% compared to previous week average price.



Wholesale and Retail Prices of Selected Food Commodities

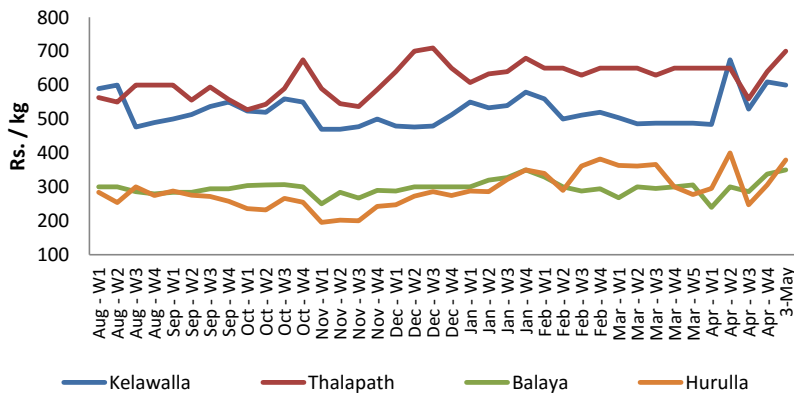


Fish

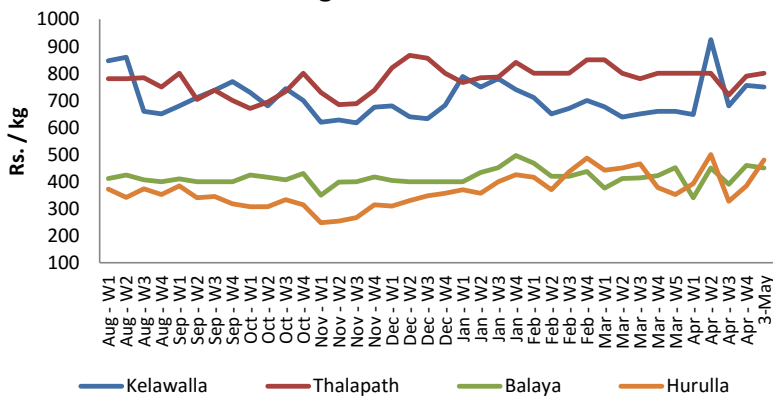
Item	Unit	Negombo Fish Market			
		Wholesale		Retail	
		Previous 5 Days Average	3-May	Previous 5 Days Average	3-May
Kelawalla	Rs./Kg	600.00	600.00	750.00	750.00
Thalapath	Rs./Kg	660.00	700.00	800.00	800.00
Balaya	Rs./Kg	334.00	350.00	450.00	450.00
Paraw	Rs./Kg	500.00	500.00	650.00	650.00
Salaya	Rs./Kg	124.00	150.00	174.00	220.00
Hurulla	Rs./Kg	316.00	380.00	398.00	480.00

- Price increased by more than 5% compared to previous week average price.
- Price decreased by more than 5% compared to previous week average price.

Negombo - Wholesale



Negombo - Retail



Wholesale and Retail Prices of Selected Food Commodities

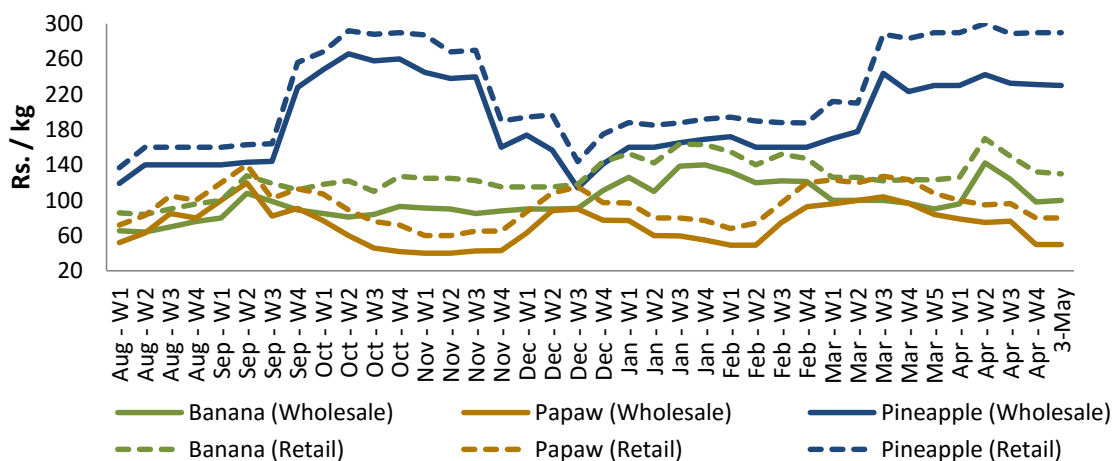


Fruits

Item	Unit	Pettah			
		Wholesale		Retail	
		Previous 5 Days Average	3-May	Previous 5 Days Average	3-May
Banana (Sour)	Rs./Kg	98.00	100.00	130.00	130.00
Papaw	Rs./Kg	50.00	50.00	80.00	80.00
Pineapple	Rs./Kg	231.00	230.00	290.00	290.00

- Price increased by more than 5% compared to previous week average price.
- Price decreased by more than 5% compared to previous week average price.

Pettah - Wholesale and Retail



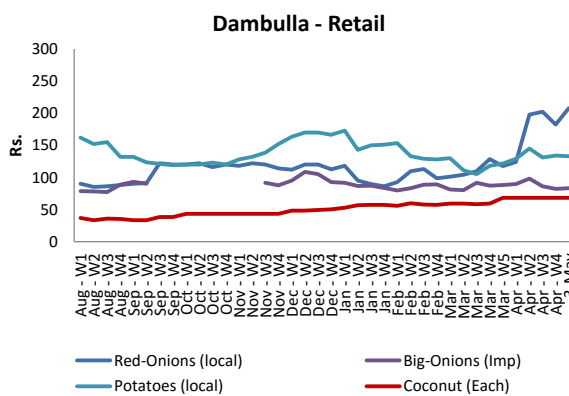
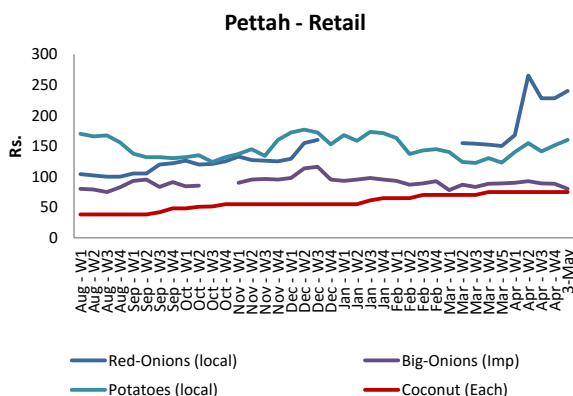
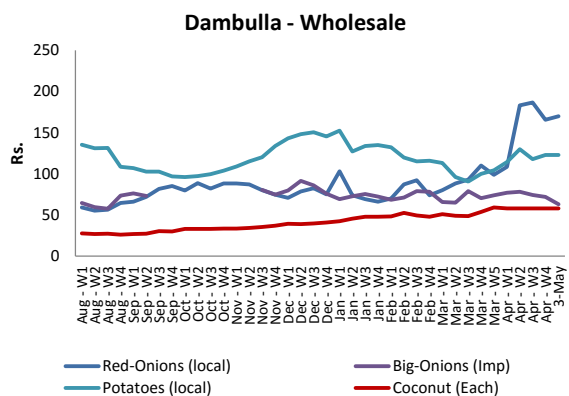
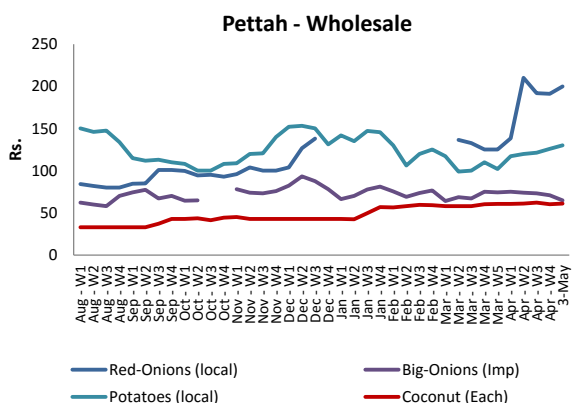
Wholesale and Retail Prices of Selected Food Commodities



Other

Item	Unit	Pettah				Dambulla			
		Wholesale		Retail		Wholesale		Retail	
		Previous 5 Days Average	2-May	Previous 5 Days Average	2-May	Previous 5 Days Average	2-May	Previous 5 Days Average	2-May
Red-Onions (local)	Rs./Kg	191.00	200.00	228.00	240.00	164.00	170.00	182.00	208.00
Red-Onions (Imp)	Rs./Kg	200.00	200.00	240.00	240.00	185.00	n.a.	202.00	n.a.
Big-Onions (local)	Rs./Kg	n.a.	n.a.	n.a.	n.a.	n.a.	n.a.	n.a.	n.a.
Big-Onions (Imp)	Rs./Kg	69.00	65.00	86.00	80.00	71.00	63.00	81.00	83.00
Potatoes (local)	Rs./Kg	128.00	130.00	155.00	160.00	125.00	123.00	136.00	133.00
Potatoes (Imp)	Rs./Kg	89.00	88.00	110.00	110.00				
Dried Chillies (Imp)	Rs./Kg	166.00	165.00	221.00	220.00	171.00	165.00	185.00	178.00
Coconut	Rs./Nut	60.60	61.00	75.00	75.00	58.00	58.00	68.00	68.00
Coconut oil	Rs./Ltr	340.00	340.00	360.00	360.00				
Dhal	Rs./Kg	136.00	135.00	155.00	155.00				
Sugar	Rs./Kg	100.00	100.00	108.00	108.00				
Eggs	Rs./Each	12.00	12.00	13.00	13.00				
Katta	Rs./Kg	800.00	800.00	850.00	850.00				
Sprats	Rs./Kg	451.00	450.00	502.00	500.00				

- Price increased by more than 5% compared to previous week average price.
- Price decreased by more than 5% compared to previous week average price.



* Prices of food commodities may vary due to quality and markets among other factors.