

Weekly Summary of Price Developments (From 29 May 2017 to 02 June 2017)



Vegetables

- Prices of vegetables exhibited an increasing trend during the week due to the supply disruptions caused by adverse weather conditions, however, prices eased somewhat in last two days.



Rice

- Retail price of Samba, Nadu and Kekulu (Red) recorded a significant increase in the Pettah market exceeding the control price imposed with effect from 17th February 2017.



Fish

- After three days of supply constraints, both Peliyagoda and Negombo markets are returning to normal activity level.



Fruits

- Prices of fruits remained at levels during the week with marginal movements.



Other

- Prices of coconut decreased in both Dambulla and Pettah markets.
-

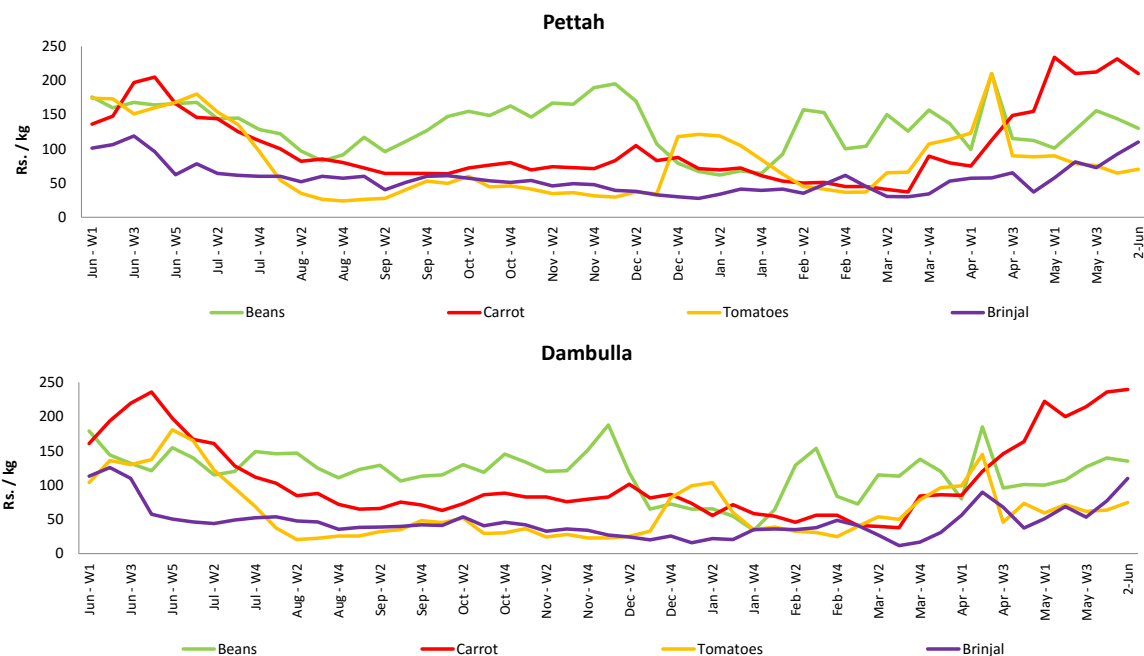
Wholesale and Retail Prices of Selected Food Commodities - 2017/06/02

Vegetables

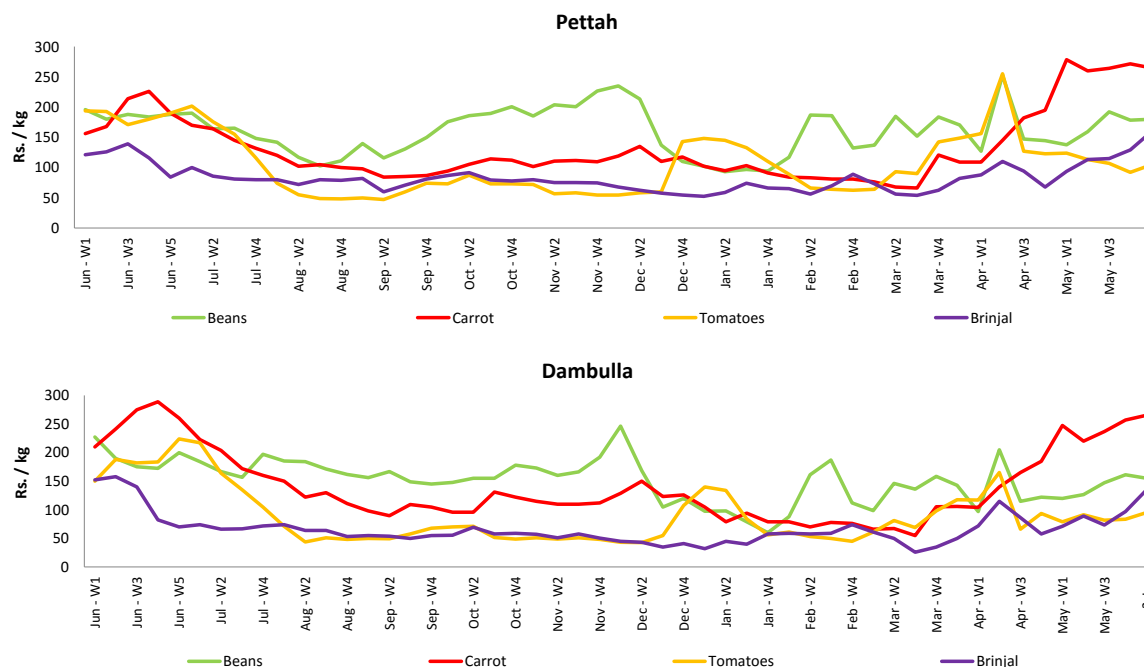
Item	Unit	Wholesale				Retail			
		Pettah		Dambulla		Pettah		Dambulla	
		Previous 5 Days Average	Today	Previous 5 Days Average	Today	Previous 5 Days Average	Today	Previous 5 Days Average	Today
Beans	Rs./Kg	143.00	130.00	128.00	135.00	182.00	180.00	151.00	155.00
Carrot	Rs./Kg	230.00	210.00	224.00	240.00	270.00	265.00	245.00	265.00
Cabbage	Rs./Kg	135.00	130.00	112.00	110.00	187.00	180.00	132.00	135.00
Tomatoes	Rs./Kg	78.00	70.00	73.00	75.00	113.00	105.00	94.00	95.00
Brinjal	Rs./Kg	130.00	110.00	97.00	110.00	165.00	160.00	118.00	135.00
Pumpkin	Rs./Kg	65.20	75.00	61.00	75.00	96.00	110.00	81.00	95.00
Snake gourd	Rs./Kg	125.00	120.00	95.00	85.00	164.00	160.00	115.00	105.00

- Price increased by more than 5% compared to previous week average price.
- Price decreased by more than 5% compared to previous week average price.

Wholesale Prices



Retail Prices



Wholesale and Retail Prices of Selected Food Commodities - 2017/06/02

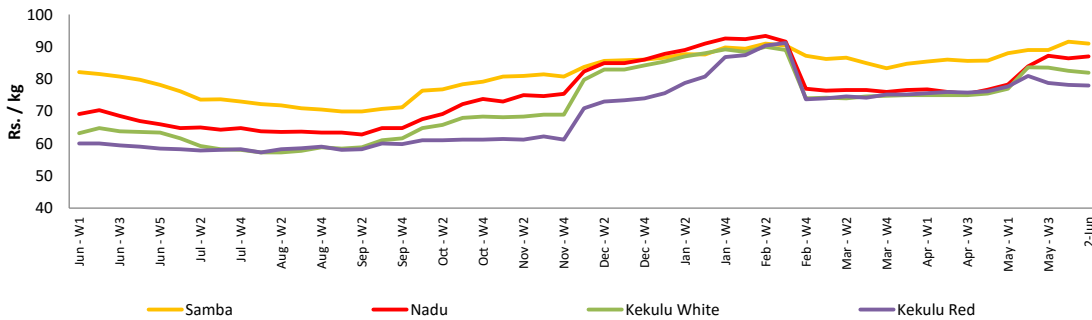
Rice

Item	Unit	Wholesale				Retail	
		Maradaghamula		Pettah		Pettah	
		Previous 5 Days Average	Today	Previous 5 Days Average	Today	Previous 5 Days Average	Today
Samba	Rs./Kg	91.00	91.00	94.00	95.00	99.00	100.00
Nadu	Rs./Kg	86.00	87.00	84.00	85.00	89.00	90.00
Kekulu White	Rs./Kg	82.00	82.00	82.00	83.00	88.00	90.00
Kekulu Red	Rs./Kg	78.00	78.00	80.00	83.00	87.00	88.00

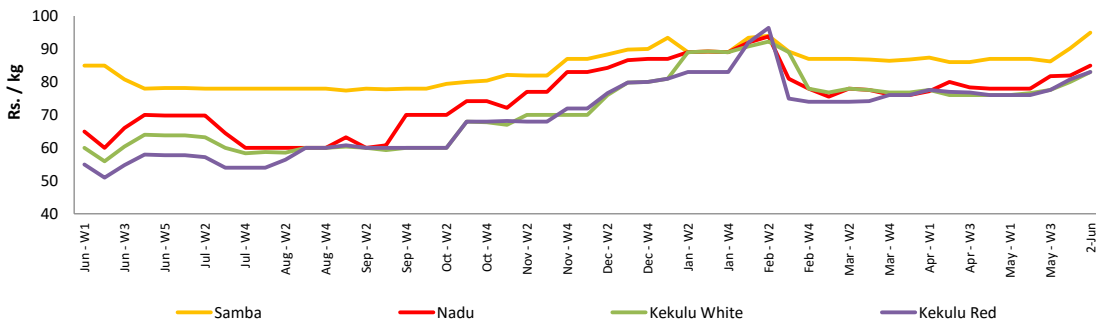
- Price increased by more than 5% compared to previous week average price.
- Price decreased by more than 5% compared to previous week average price.

Wholesale Prices

Marandaghamula

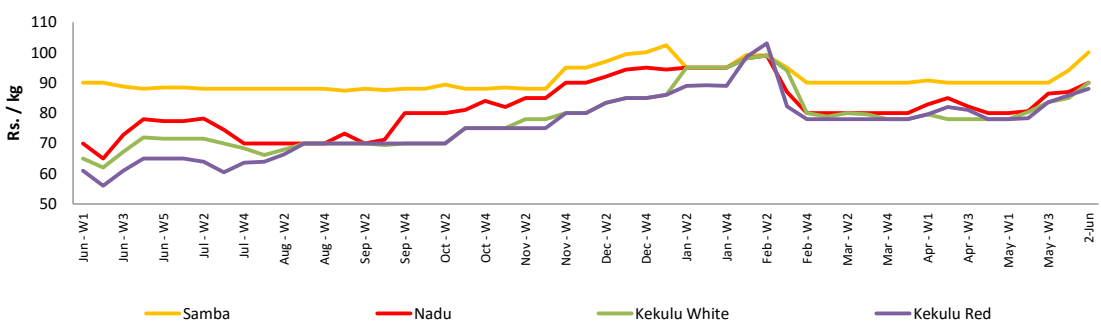


Pettah



Retail Prices

Pettah



Wholesale and Retail Prices of Selected Food Commodities - 2017/06/02

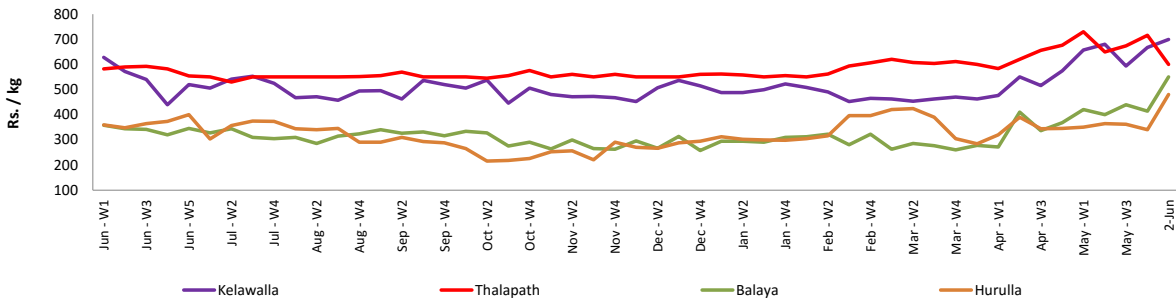
Fish

Item	Unit	Wholesale				Retail			
		Peliyagoda		Negombo		Peliyagoda		Negombo	
		Previous 5 Days Average	Today	Previous 5 Days Average	Today	Previous 5 Days Average	Today	Previous 5 Days Average	Today
Kelawalla	Rs./Kg	683.00	700.00	667.00	600.00	930.00	950.00	867.00	800.00
Thalapath	Rs./Kg	675.00	600.00	800.00	800.00	865.00	750.00	1050.00	1050.00
Balaya	Rs./Kg	445.00	550.00	383.00	400.00	545.00	650.00	540.00	550.00
Paraw	Rs./Kg	620.00	700.00	550.00	550.00	1027.00	1200.00	750.00	750.00
Salaya	Rs./Kg	176.00	170.00	173.00	160.00	254.00	250.00	240.00	230.00
Hurulla	Rs./Kg	415.00	480.00	417.00	400.00	515.00	600.00	517.00	500.00

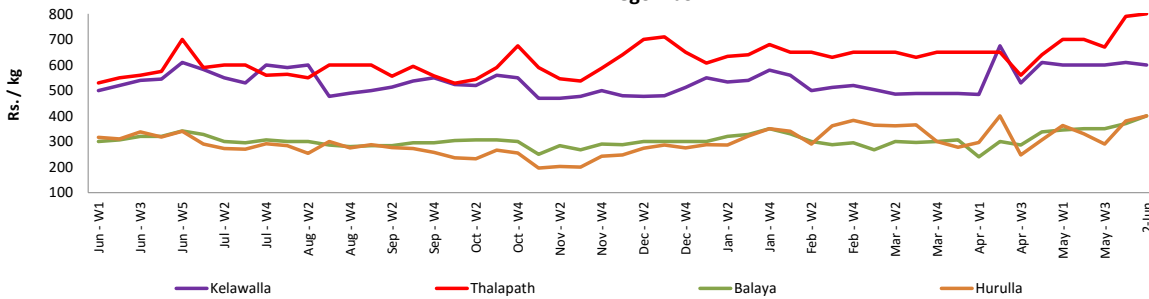
- Price increased by more than 5% compared to previous week average price.
- Price decreased by more than 5% compared to previous week average price.

Wholesale Prices

Peliyagoda

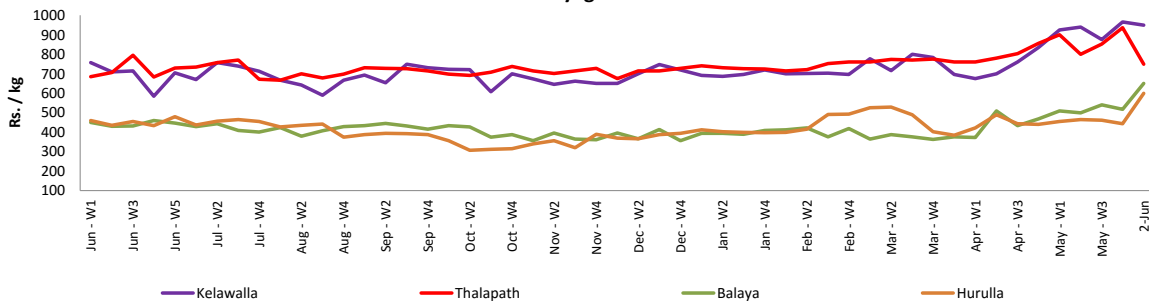


Negombo

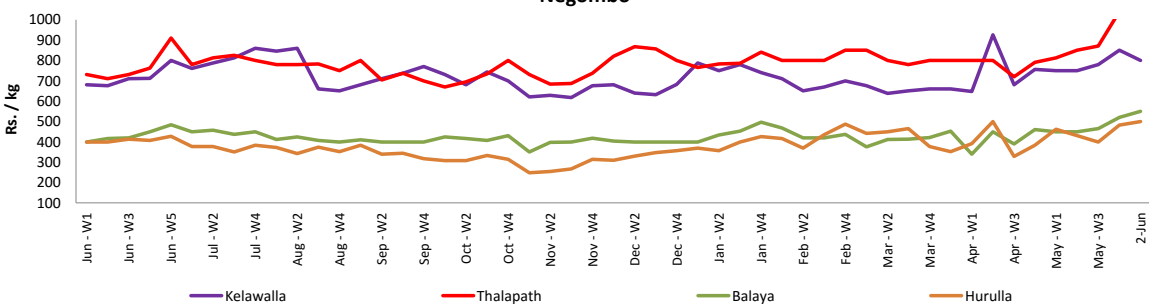


Retail Prices

Peliyagoda



Negombo



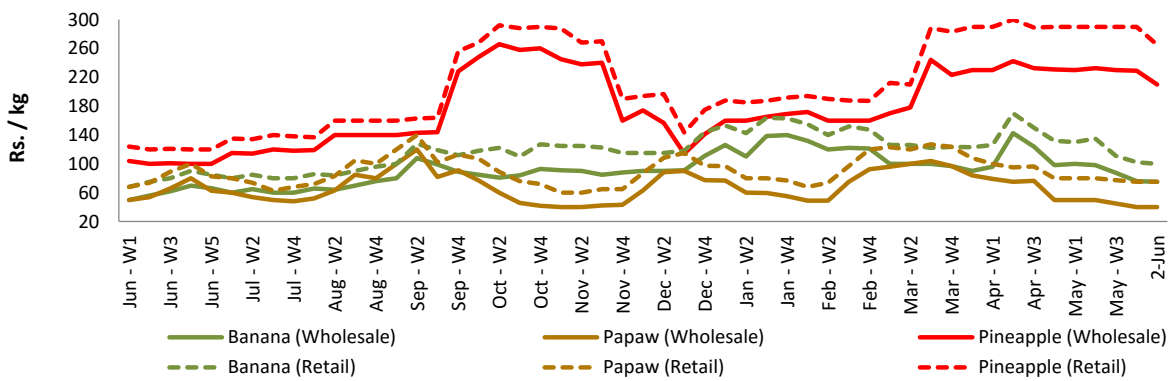
Wholesale and Retail Prices of Selected Food Commodities - 2017/06/02

Fruits

Item	Unit	Wholesale		Retail	
		Pettah			
		Previous 5 Days Average	Today	Previous 5 Days Average	Today
Banana (Sour)	Rs./Kg	79.00	75.00	100.00	100.00
Papaw	Rs./Kg	40.00	40.00	75.00	75.00
Pineapple	Rs./Kg	226.00	210.00	285.00	265.00

- Price increased by more than 5% compared to previous week average price.
- Price decreased by more than 5% compared to previous week average price.

Wholesale & Retail - Pettah



Wholesale and Retail Prices of Selected Food Commodities - 2017/06/02

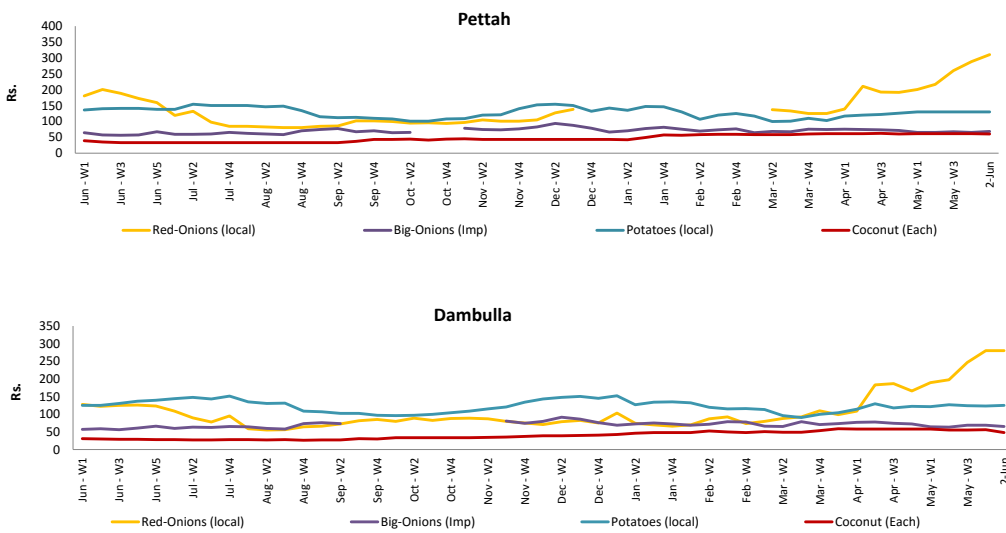
Other

Item	Unit	Wholesale				Retail			
		Pettah		Dambulla		Pettah		Dambulla	
		Previous 5 Days	Today	Previous 5 Days	Today	Previous 5 Days	Today	Previous 5 Days	Today
		Average		Average		Average		Average	
Red-Onions (local)	Rs./Kg	338.00	310.00	270.00	280.00	384.00	360.00	283.00	298.00
Red-Onions (Imp)	Rs./Kg	280.00	295.00	265.00	265.00	300.00	340.00	278.00	278.00
Big-Onions (local)	Rs./Kg	n.a.	n.a.	n.a.	n.a.	n.a.	n.a.	n.a.	n.a.
Big-Onions (Imp)	Rs./Kg	69.00	68.00	67.00	65.00	83.00	85.00	78.00	78.00
Potatoes (local)	Rs./Kg	130.00	130.00	128.00	125.00	160.00	160.00	141.00	138.00
Potatoes (Imp)	Rs./Kg	89.00	90.00			114.00	115.00		
Dried Chillies (Imp)	Rs./Kg	154.00	155.00	156.00	155.00	190.00	190.00	168.00	168.00
Coconut	Rs./Nut	61.00	60.00	52.00	48.00	74.00	70.00	62.00	58.00
Coconut oil	Rs./Ltr	360.00	360.00			380.00	380.00		
Dhal	Rs./Kg	138.00	138.00			155.00	155.00		
Sugar	Rs./Kg	98.00	98.00			105.00	105.00		
Eggs	Rs./Each	9.00	9.00			10.00	10.00		
Katta	Rs./Kg	800.00	800.00			850.00	850.00		
Sprats	Rs./Kg	500.00	500.00			550.00	550.00		

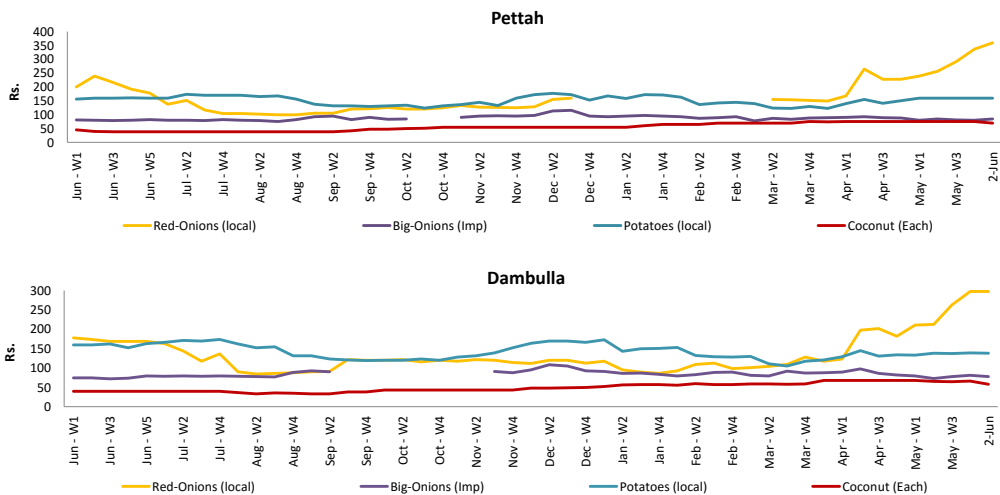
Price increased by more than 5% compared to previous week average price.

Price decreased by more than 5% compared to previous week average price.

Wholesale Prices



Retail Prices



* Prices of food commodities may vary due to quality and markets among other factors.