

## Weekly Summary of Price Developments (From 26 May 2017 to 01 June 2017)



---

### Vegetables

---

- Prices of vegetables exhibited an increasing trend during the week due to the supply disruptions caused by adverse weather conditions.



---

### Rice

---

- Retail price of Samba, Nadu and Kekulu (Red) recorded a significant increase in the Pettah market exceeding the control price imposed with effect from 17th February 2017.



---

### Fish

---

- After three days of supply constraints, both Peliyagoda and Negombo markets are returning to normal activity level.



---

### Fruits

---

- Prices of fruits remained at levels during the week with marginal movements.



---

### Other

---

- Prices of coconut decreased in both Dambulla and Pettah markets.
-

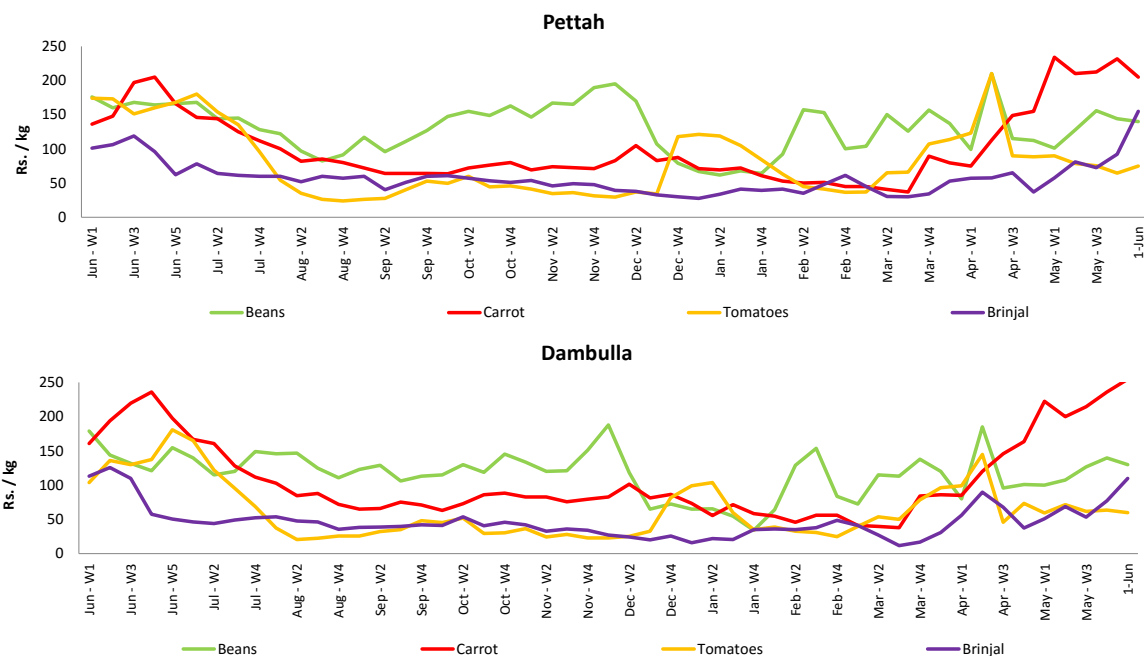
# Wholesale and Retail Prices of Selected Food Commodities - 2017/06/01

## Vegetables

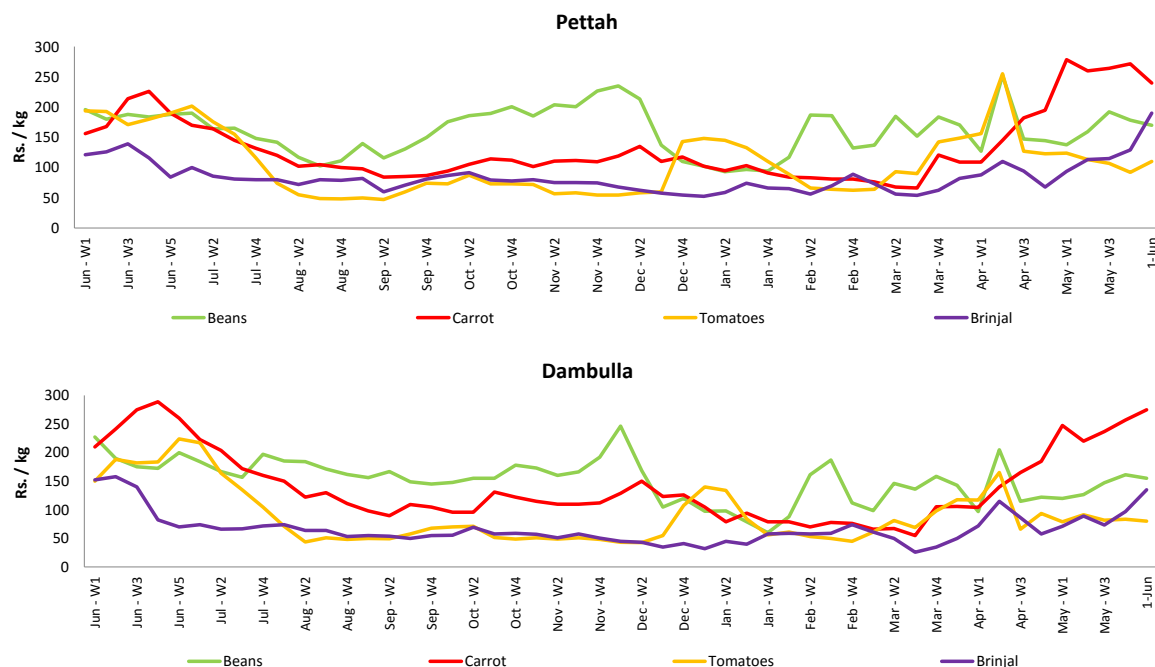
Item	Unit	Wholesale				Retail			
		Pettah		Dambulla		Pettah		Dambulla	
		Previous 5 Days Average	Today	Previous 5 Days Average	Today	Previous 5 Days Average	Today	Previous 5 Days Average	Today
Beans	Rs./Kg	141.00	140.00	130.00	130.00	180.00	170.00	152.00	155.00
Carrot	Rs./Kg	227.00	205.00	220.00	255.00	268.00	240.00	241.00	275.00
Cabbage	Rs./Kg	134.00	125.00	106.00	125.00	183.00	180.00	127.00	145.00
Tomatoes	Rs./Kg	73.00	75.00	75.00	60.00	106.00	110.00	96.00	80.00
Brinjal	Rs./Kg	115.00	155.00	92.00	110.00	149.00	190.00	112.00	135.00
Pumpkin	Rs./Kg	62.00	65.00	60.00	60.00	92.00	100.00	80.00	80.00
Snake gourd	Rs./Kg	124.00	125.00	97.00	95.00	164.00	160.00	117.00	115.00

- Price increased by more than 5% compared to previous week average price.
- Price decreased by more than 5% compared to previous week average price.

### Wholesale Prices



### Retail Prices



# Wholesale and Retail Prices of Selected Food Commodities - 2017/06/01

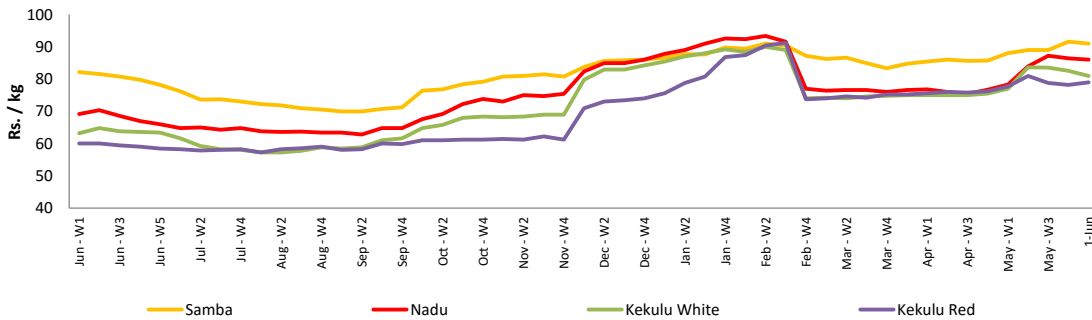
## Rice

Item	Unit	Wholesale				Retail	
		Maradaghamula		Pettah		Pettah	
		Previous 5 Days Average	Today	Previous 5 Days Average	Today	Previous 5 Days Average	Today
Samba	Rs./Kg	91.00	91.00	94.00	95.00	99.00	100.00
Nadu	Rs./Kg	86.00	86.00	84.00	85.00	89.00	90.00
Kekulu White	Rs./Kg	82.00	81.00	82.00	83.00	87.00	90.00
Kekulu Red	Rs./Kg	78.00	79.00	81.00	83.00	87.00	88.00

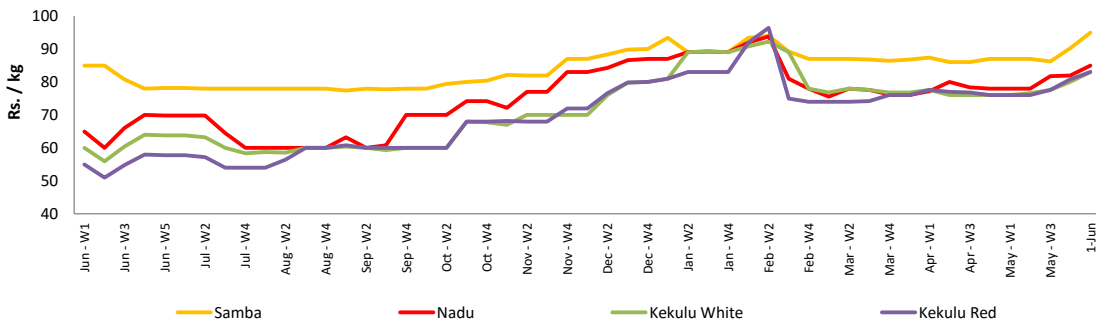
- Price increased by more than 5% compared to previous week average price.
- Price decreased by more than 5% compared to previous week average price.

### Wholesale Prices

#### Marandaghamula

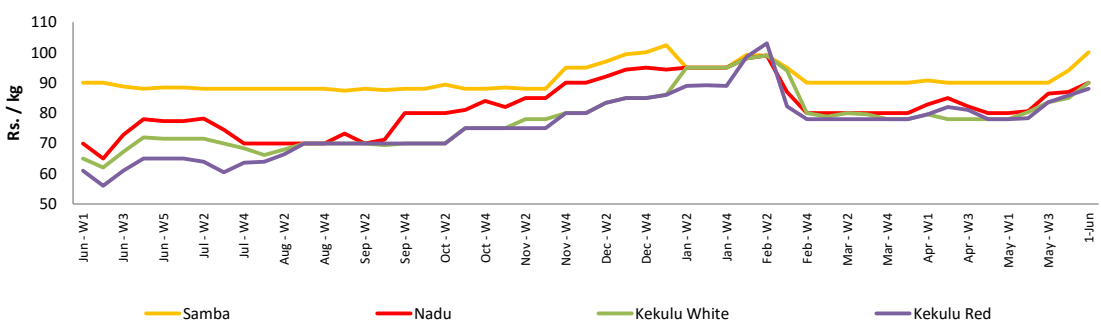


#### Pettah



### Retail Prices

#### Pettah



# Wholesale and Retail Prices of Selected Food Commodities - 2017/06/01

## Fish

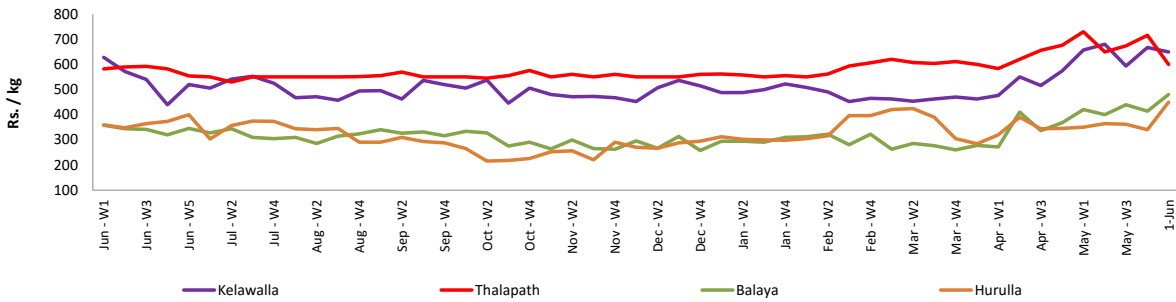
Item	Unit	Wholesale				Retail			
		Peliyagoda		Negombo		Peliyagoda		Negombo	
		Previous 5 Days Average	Today	Previous 5 Days Average	Today	Previous 5 Days Average	Today	Previous 5 Days Average	Today
Kelawalla	Rs./Kg	700.00	650.00	620.00	700.00	980.00	880.00	850.00	900.00
Thalapath	Rs./Kg	750.00	600.00	800.00	800.00	980.00	750.00	1050.00	1050.00
Balaya	Rs./Kg	425.00	480.00	370.00	400.00	525.00	580.00	524.00	550.00
Paraw	Rs./Kg	590.00	650.00	550.00	550.00	967.00	1100.00	750.00	750.00
Salaya	Rs./Kg	168.00	180.00	154.00	200.00	242.00	260.00	216.00	280.00
Hurulla	Rs./Kg	360.00	450.00	390.00	450.00	465.00	550.00	486.00	550.00

\* Restricted activities reported from Peliyagoda market.

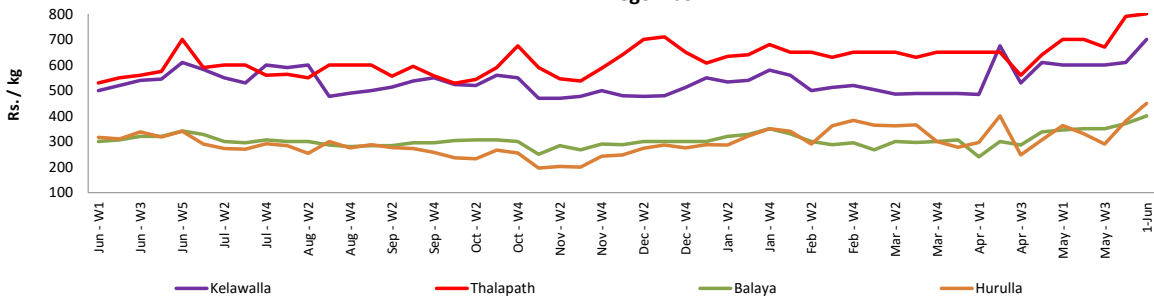
- Price increased by more than 5% compared to previous week average price.
- Price decreased by more than 5% compared to previous week average price.

### Wholesale Prices

#### Peliyagoda

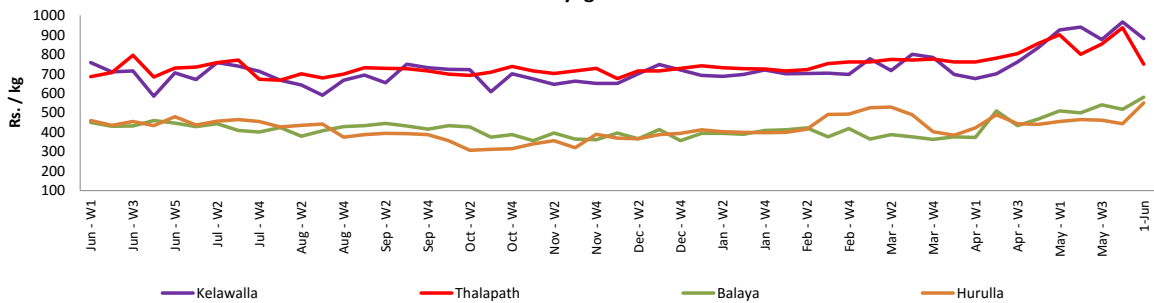


#### Negombo

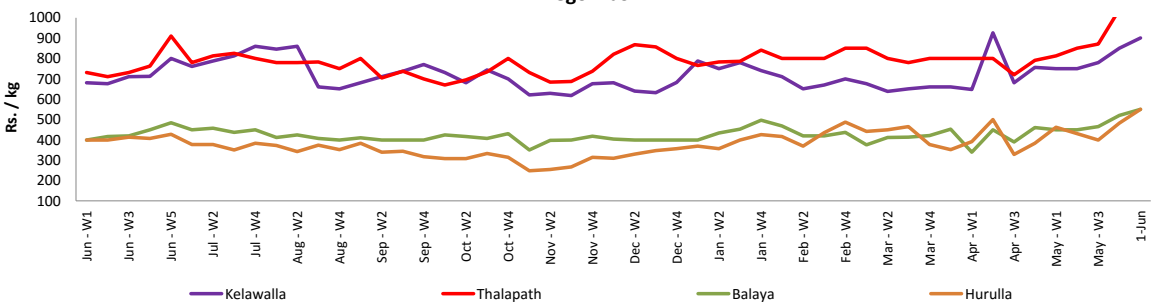


### Retail Prices

#### Peliyagoda



#### Negombo



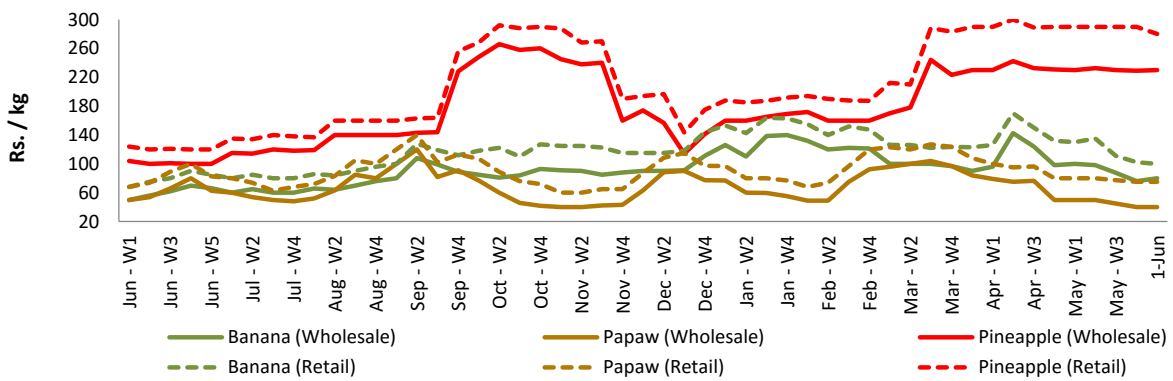
# Wholesale and Retail Prices of Selected Food Commodities - 2017/06/01

## Fruits

Item	Unit	Wholesale		Retail	
		Pettah			
		Previous 5 Days Average	Today	Previous 5 Days Average	Today
Banana (Sour)	Rs./Kg	79.00	80.00	100.00	100.00
Papaw	Rs./Kg	40.00	40.00	75.00	75.00
Pineapple	Rs./Kg	226.00	230.00	287.00	280.00

- Price increased by more than 5% compared to previous week average price.
- Price decreased by more than 5% compared to previous week average price.

### Wholesale & Retail - Pettah



# Wholesale and Retail Prices of Selected Food Commodities - 2017/06/01

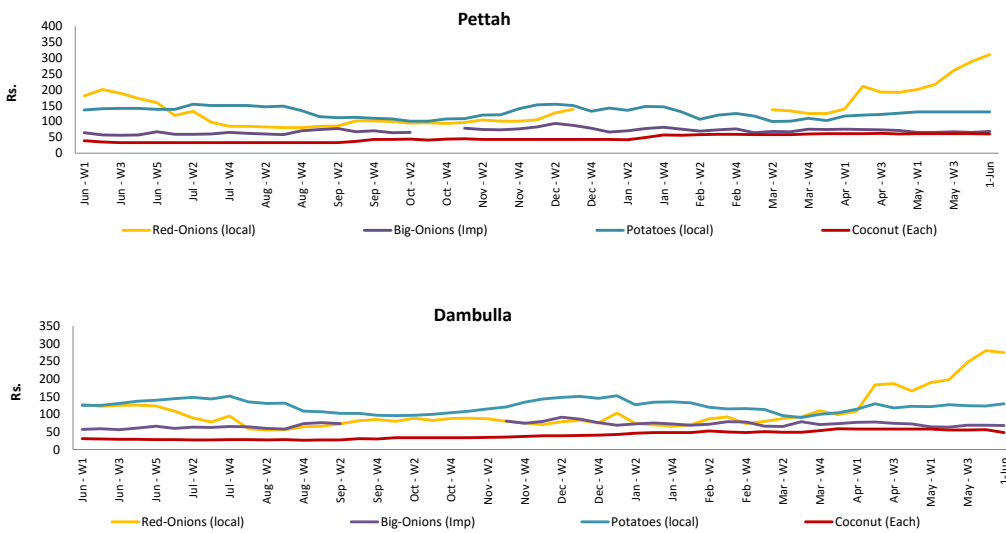
## Other

Item	Unit	Wholesale				Retail			
		Pettah		Dambulla		Pettah		Dambulla	
		Previous 5 Days	Today	Previous 5 Days	Today	Previous 5 Days	Today	Previous 5 Days	Today
		Average		Average		Average		Average	
Red-Onions (local)	Rs./Kg	336.00	310.00	269.00	275.00	384.00	360.00	283.00	288.00
Red-Onions (Imp)	Rs./Kg	280.00	n.a.	265.00	265.00	300.00	n.a.	280.00	278.00
Big-Onions (local)	Rs./Kg	n.a.	n.a.	n.a.	n.a.	n.a.	n.a.	n.a.	n.a.
Big-Onions (Imp)	Rs./Kg	68.00	68.00	67.00	68.00	83.00	80.00	79.00	78.00
Potatoes (local)	Rs./Kg	130.00	130.00	127.00	130.00	160.00	160.00	140.00	148.00
Potatoes (Imp)	Rs./Kg	88.00	90.00			115.00	110.00		
Dried Chillies (Imp)	Rs./Kg	153.00	155.00	158.00	145.00	190.00	190.00	170.00	158.00
Coconut	Rs./Nut	61.00	60.00	54.00	48.00	75.00	70.00	64.00	58.00
Coconut oil	Rs./Ltr	360.00	360.00			380.00	380.00		
Dhal	Rs./Kg	138.00	138.00			155.00	155.00		
Sugar	Rs./Kg	98.00	96.00			105.00	105.00		
Eggs	Rs./Each	9.00	9.00			10.00	10.00		
Katta	Rs./Kg	800.00	800.00			850.00	850.00		
Sprats	Rs./Kg	500.00	500.00			550.00	550.00		

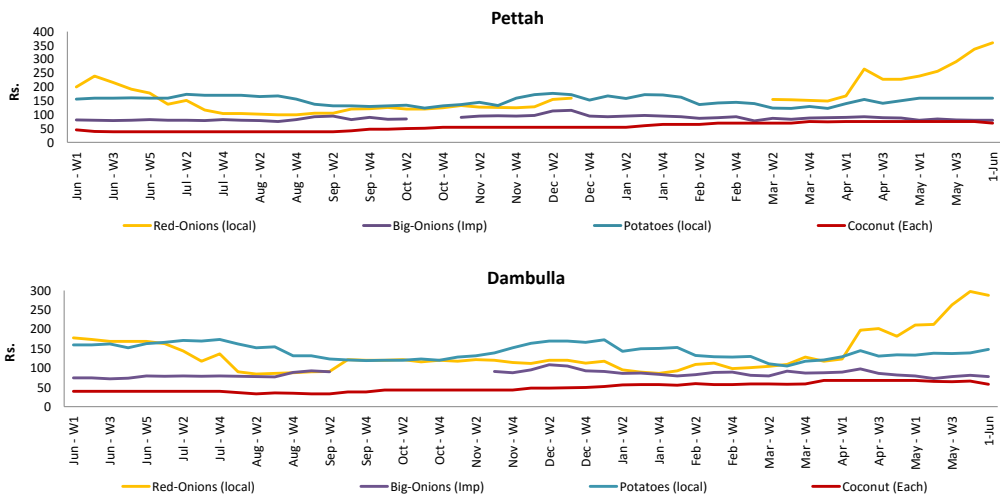
Price increased by more than 5% compared to previous week average price.

Price decreased by more than 5% compared to previous week average price.

### Wholesale Prices



### Retail Prices



\* Prices of food commodities may vary due to quality and markets among other factors.