

Daily Price Report

A Summary of Price¹ Developments - 01 October 2019

Vegetables



Price of **Beans** increased in both **Pettah** and **Dambulla** markets due to **low supply** from **Welimada** and **Nuwara Eliya** areas respectively.



- Price of **Cabbage** increased in both **Pettah** and **Dambulla** markets due to **low supply** from **Puttalam** and **Kandy** areas respectively.
- Price of **Tomatoes** increased in both **Pettah** and **Dambulla** markets due to **low supply** from **Sooriyawewa** and **Matale** areas respectively.



Price of **Pumpkin** increased in both **Pettah** and **Dambulla** markets due to **low supply** from **Monaragala** and **Anuradhapura** areas respectively.



Other



Price of **Imported Big Onions** further increased in both **Pettah** and **Dambulla** markets due to **unavailability of Indian varieties**.



Price of **Local Potatoes** decreased in both **Pettah** and **Dambulla** markets due to **favourable supply** from **Welimada** area.



¹ Price developments are analysed compared to average prices of the previous week.

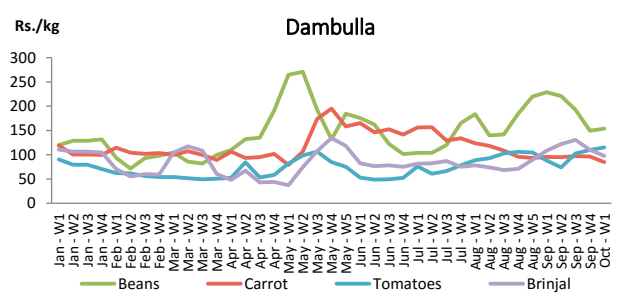
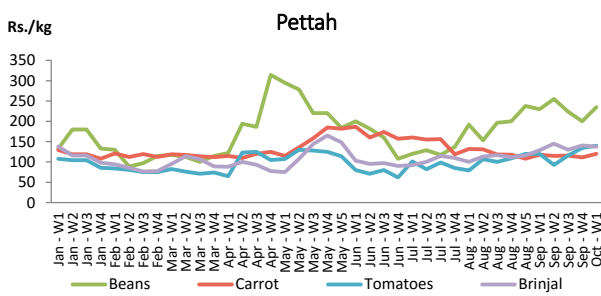


Vegetables

Item	Wholesale Prices				Retail Prices			
	Pettah		Dambulla		Pettah		Dambulla	
	Previous Week	Today	Previous Week	Today	Previous Week	Today	Previous Week	Today
	Rs./kg		Rs./kg		Rs./kg		Rs./kg	
Beans	146.00	180.00	128.00	163.00	186.00	230.00	148.00	183.00
Carrot	71.00	80.00	80.00	68.00	108.00	120.00	101.00	88.00
Cabbage	86.00	100.00	65.00	83.00	120.00	150.00	85.00	103.00
Tomatoes	92.00	100.00	88.00	95.00	132.00	140.00	108.00	115.00
Brinjal	100.00	95.00	95.00	73.00	142.00	135.00	115.00	93.00
Pumpkin	63.00	80.00	56.00	61.00	108.00	120.00	76.00	81.00
Snake gourd	76.00	80.00	99.00	93.00	131.00	140.00	119.00	113.00

■ Price increased by more than 5% compared to previous week average price.
■ Price decreased by more than 5% compared to previous week average price.

Average Weekly Retail Prices

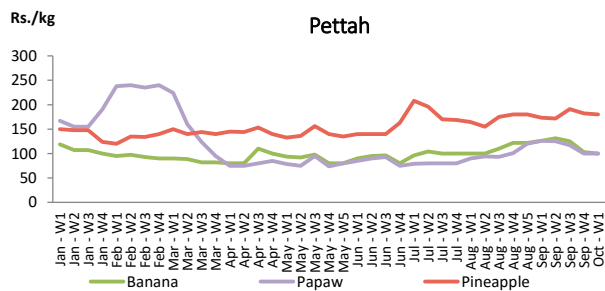


Fruits

Item	Wholesale Prices		Retail Prices	
	Pettah		Pettah	
	Previous Week	Today	Previous Week	Today
	Rs./kg		Rs./kg	
Banana (Sour)	82.00	75.00	104.00	100.00
Papaw	78.00	80.00	100.00	100.00
Pineapple	137.00	140.00	183.00	180.00
			Rs./Each	
Apple (Imp)			50.00	53.00
Orange (Imp)			52.00	53.00

■ Price increased by more than 5% compared to previous week average price.
■ Price decreased by more than 5% compared to previous week average price.

Average Weekly Retail Prices

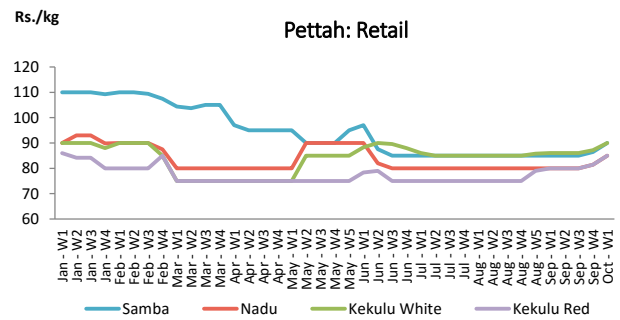
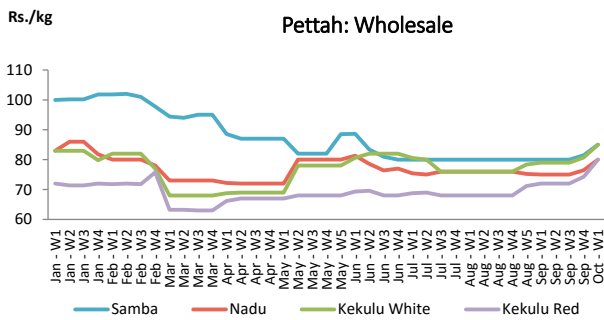


Rice

Item	Wholesale Prices				Retail Prices			
	Marandagamula		Pettah		Dambulla		Pettah	
	Previous Week	Today	Previous Week	Today	Previous Week	Today	Previous Week	Today
	Rs./kg		Rs./kg		Rs./kg		Rs./kg	
Samba	86.00	87.00	80.00	85.00	90.00	91.00	85.00	90.00
Nadu	86.00	87.00	75.00	80.00	90.00	91.00	80.00	85.00
Kekulu White	83.00	85.00	79.00	85.00	84.00	85.00	86.00	90.00
Kekulu Red	75.00	77.00	72.00	80.00	79.00	80.00	80.00	85.00

- Price increased by more than 5% compared to previous week average price.
- Price decreased by more than 5% compared to previous week average price.

Average Weekly Wholesale and Retail Prices

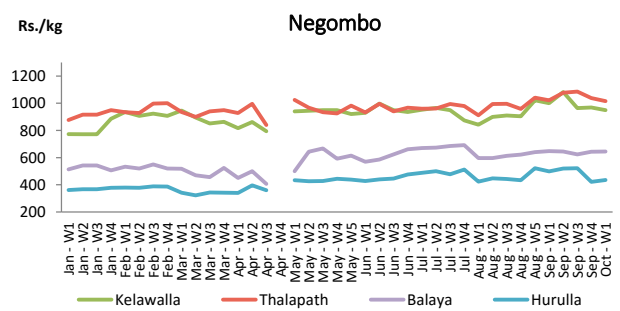
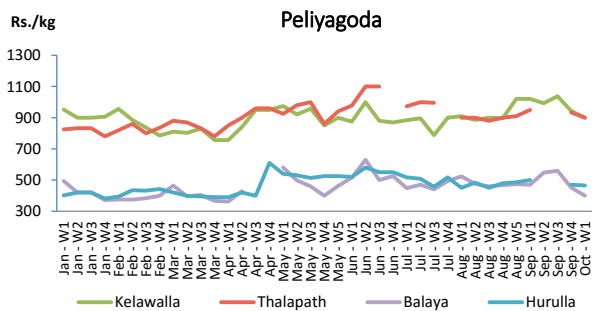


Fish

Item	Wholesale Prices				Retail Prices			
	Peliyagoda		Negombo		Peliyagoda		Negombo	
	Previous Week	Today	Previous Week	Today	Previous Week	Today	Previous Week	Today
	Rs./kg		Rs./kg		Rs./kg		Rs./kg	
Kelawalla	700.00	600.00	705.00	650.00	960.00	900.00	978.00	950.00
Thalapath	733.00	n.a.	738.00	750.00	950.00	n.a.	1,048.00	1,030.00
Balaya	372.00	300.00	400.00	420.00	472.00	400.00	642.00	650.00
Paraw	633.00	550.00	602.00	550.00	933.00	850.00	896.00	820.00
Salaya	242.00	220.00	168.00	180.00	286.00	260.00	236.00	250.00
Hurulla	375.00	380.00	330.00	380.00	475.00	480.00	415.00	450.00

- Price increased by more than 5% compared to previous week average price.
- Price decreased by more than 5% compared to previous week average price.

Average Weekly Retail Prices



Other

Item	Wholesale Prices				Retail Prices			
	Pettah		Dambulla		Pettah		Dambulla	
	Previous Week	Today	Previous Week	Today	Previous Week	Today	Previous Week	Today
	Rs./kg		Rs./kg		Rs./kg		Rs./kg	
Red-Onions (local)	112.00	200.00	107.00	148.00	134.00	220.00	117.00	158.00
Red-Onions (Imp)	n.a.	200.00	n.a.	n.a.	n.a.	240.00	n.a.	n.a.
Big-Onions (local)	126.00	280.00	148.00	278.00	162.00	300.00	158.00	288.00
Big-Onions (Imp)	152.00	280.00	154.00	290.00	172.00	300.00	166.00	300.00
Potatoes (local)	134.00	115.00	122.00	113.00	170.00	145.00	132.00	123.00
Potatoes (Imp)	103.00	85.00			129.00	110.00		
Dried Chillies (Imp)	380.00	380.00	403.00	383.00	420.00	420.00	413.00	393.00
Coconut (Rs./Nut)	32.00	32.00	35.00	34.00	38.00	40.00	40.00	39.00
Coconut oil (Rs./Ltr)	300.00	300.00			320.00	320.00		
Dhal	105.00	105.00			120.00	120.00		
Sugar	100.00	100.00			105.00	105.00		
Eggs (Rs./Each)	18.50	18.50			19.50	19.50		
Katta	880.00	880.00			950.00	950.00		
Sprats	550.00	550.00			600.00	600.00		
Green Chillies	222.00	250.00	170.00	163.00	276.00	290.00	190.00	183.00
Lime	205.00	200.00	213.00	225.00	255.00	250.00	233.00	245.00

■ Price increased by more than 5% compared to previous week average price.
■ Price decreased by more than 5% compared to previous week average price.

Average Weekly Retail Prices

