




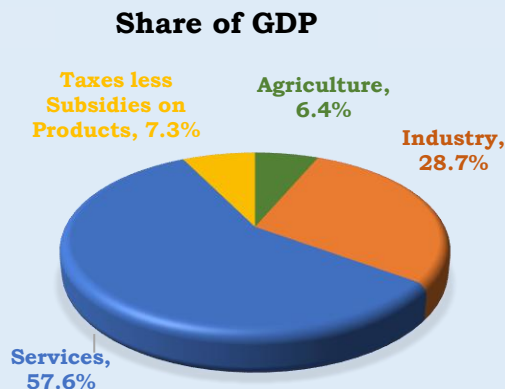
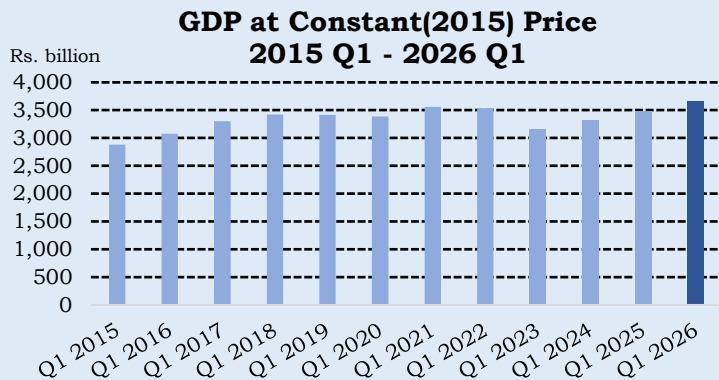
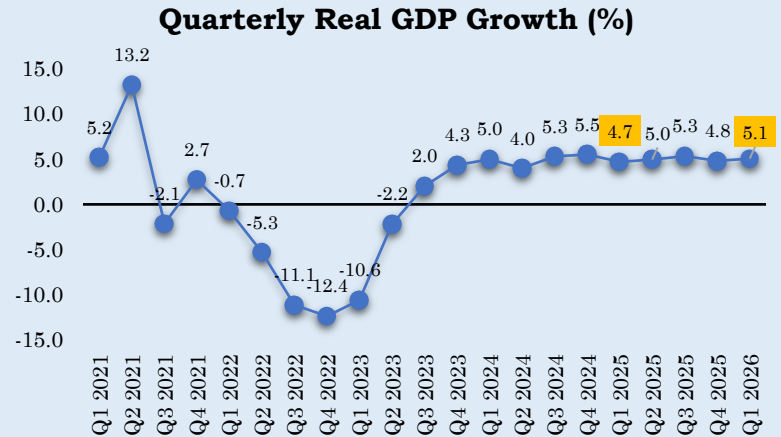


National Accounts Estimates - Quarter 1, 2026

The Sri Lankan Economy grew by 5.1% in Q1 2026 compared to 4.7% growth in Q1 2025, as per the National Accounts Estimates published by the Department of Census and Statistics. All three major economic activities positively contributed to this growth. Further, the GDP implicit price deflator for the quarter was recorded as 5.7%.

		Q1 Growth (%)	
		2025	2026
	GDP	4.7 %	5.1 %
	Agriculture	-1.3 %	1.1 %
	Industry	9.8 %	7.2 %
	Services	2.7 %	3.4 %
	Taxes Less Subsidies	8.6 %	14.8 %



Major Contributors to Growth*	
Activity	Contribution to Growth
Construction	1.10%
Manufacturing	0.51%
Financial Services	0.48%
Transportation	0.44%
Growing of Oleaginous Fruits	0.35%
Mining & Quarrying	0.30%
IT programming	0.29%
Wholesale and Retail Trade	0.22%
Accommodation Services	0.15%
Insurance	0.14%

* The values represent the contribution to the overall GDP growth of economic activities, not their growth rates.