






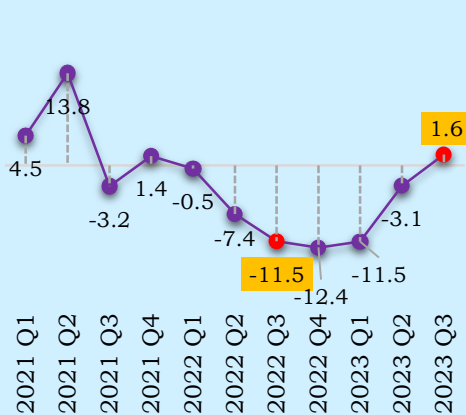
National Accounts Estimates - 2023 Q3

	Q3 Growth %	
	2022	2023
 GDP	-11.5 %	1.6 %
 Agriculture	-6.7 %	3.0 %
 Industry	-21.3 %	0.3 %
 Services	-4.2 %	1.3 %
 Taxes Less Subsidies	-38.7 %	13.6 %

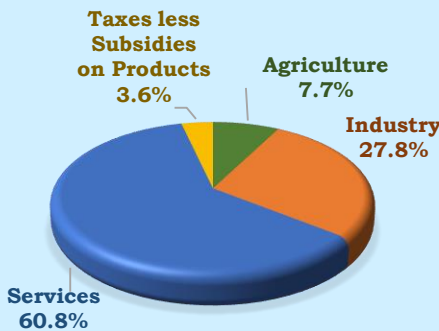
As per the National Accounts Estimates published by the Department of Census and Statistics, the Sri Lankan Economy grew by 1.6% in 2023 Q3 after recording six quarterly consecutive contractions. This growth was supported by all three major economic activities.

- The Services activities expanded with the positive performance from transport, accommodation and insurance activities.
- Agriculture activities recorded a growth led by fishing activities and growing of rice.
- The increase in Industry activities was largely driven by manufacturing activities.

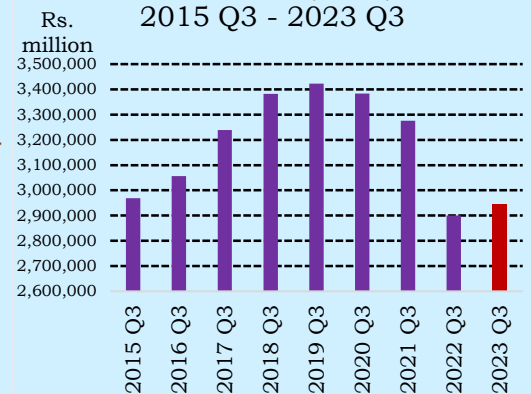
Quarterly Real GDP Growth (%)



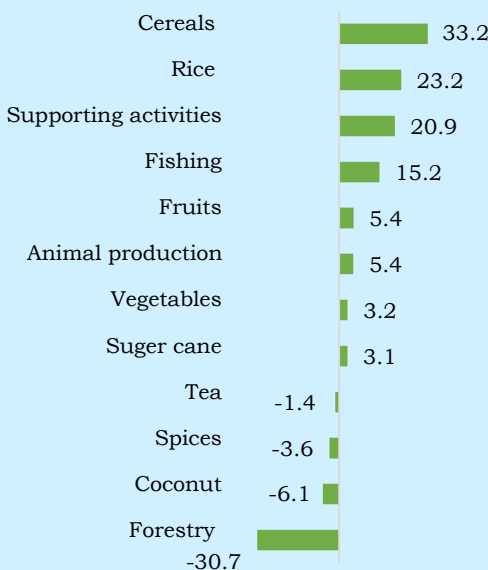
Share of GDP



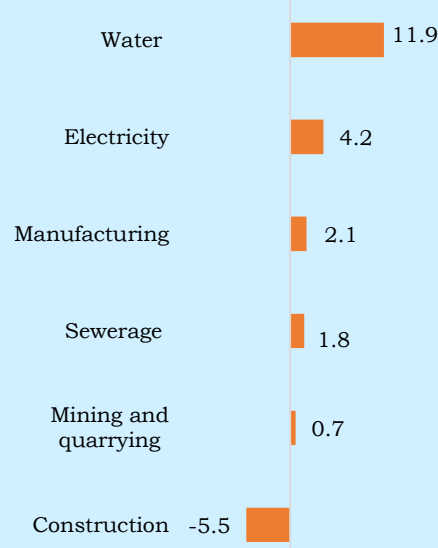
GDP at Constant(2015) Price 2015 Q3 - 2023 Q3



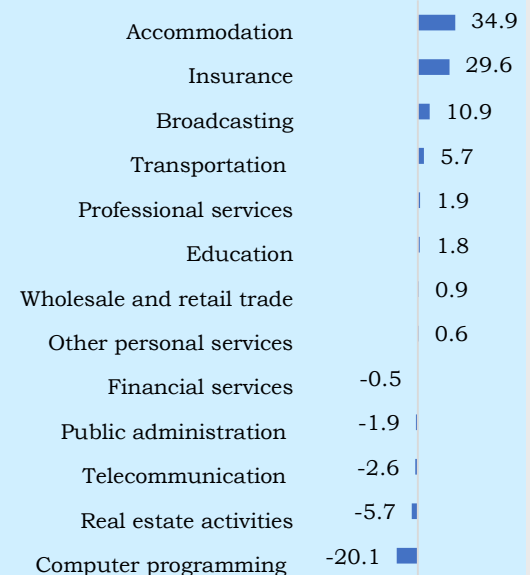
Growth Rates of Agriculture Activities - 2023 Q3



Growth Rates of Industry Activities - 2023 Q3



Growth Rates of Services Activities - 2023 Q3



Source: Department of Census and Statistics

