Figure 3.1
Performance of the Economic and Social Infrastructure

Unfavourable Energy Price Developments

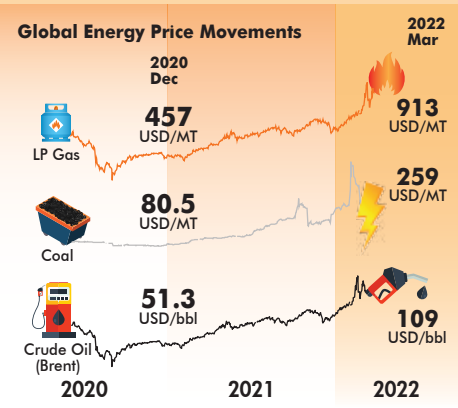

Local Energy Price Movements
(Jan 2021-Mar 2022)

	CPC	LIOC
Petrol 92	85%	121%
Diesel	69%	106%
Kerosene	24%	

	Litro	Laugfs
Gas	79%	181%

Increased Reliance on Hydro Power

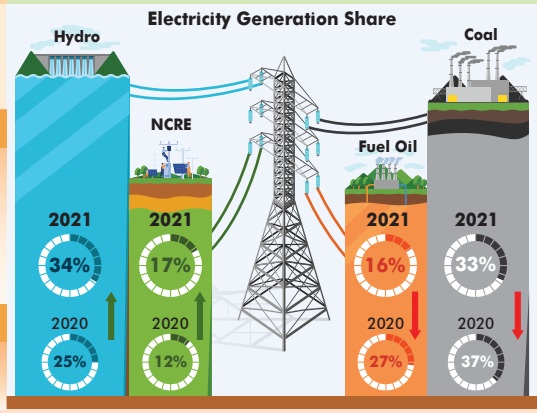

Rising Internet Usage

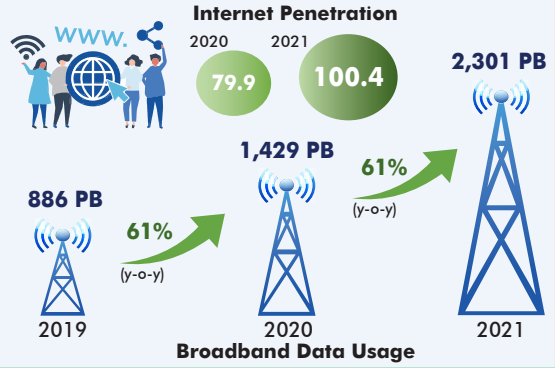

Dampened Transportation Activities

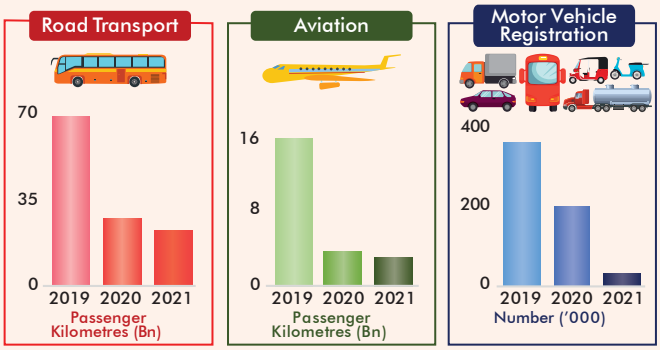

Rebound in Port Activities

Key Milestones in the Ports Sector

Colombo Port City

- ✓ Legal Enactments
- ✓ Opening of Marina Promenade for leisure activities

West Container Terminal

- ✓ Capacity of **3 Mn** TEUs per year
- ✓ Expected completion by **2026**

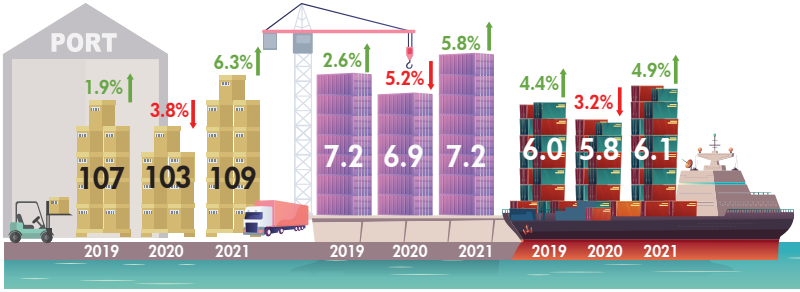

Vulnerable Poverty Status

Multidimensional Poverty Index -2019

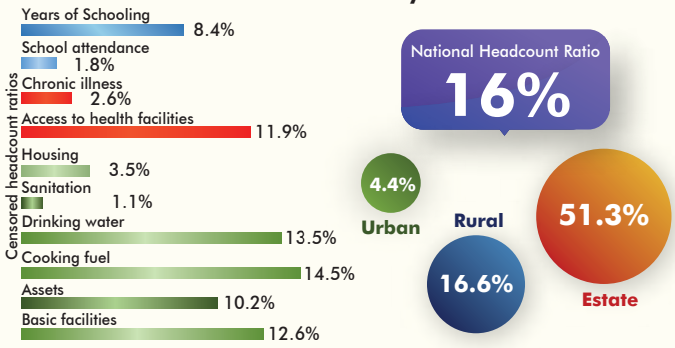
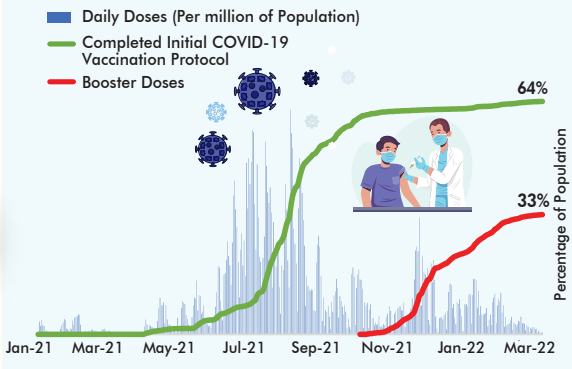
Globally Acclaimed Vaccination Programme