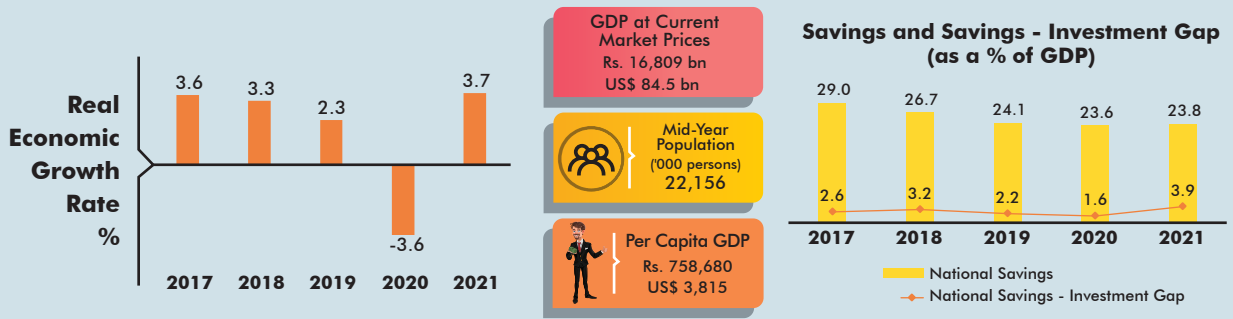
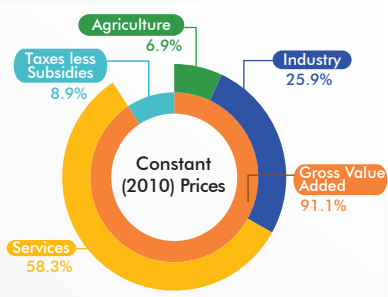


Figure 2.2
Snapshot of National Output, Expenditure, Income and Employment - 2021

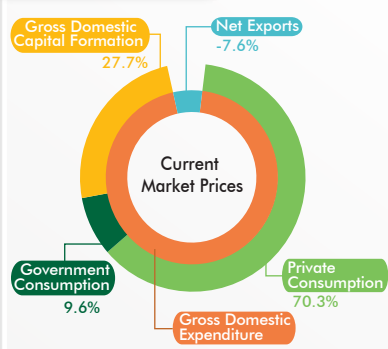


Production Approach



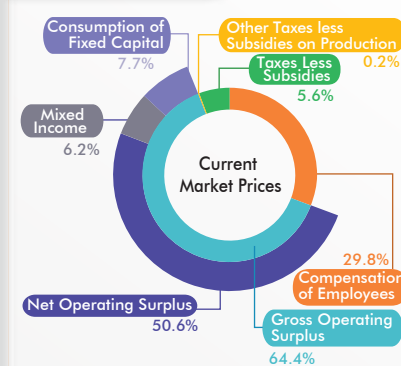
- Services** 3.0% ↑
Key driver: Expansion in Financial Services
- Industry** 5.3% ↑
Key driver: Expansion in Manufacturing Activities
- Agriculture** 2.0% ↑
Key driver: Expansion in Growing of Oleaginous Fruits
- Taxes less Subsidies** 4.9% ↑

Expenditure Approach



- Private Consumption** 10.8% ↑
Key driver: Increase in Expenditure on Food
- Government Consumption** 3.7% ↑
Key drivers: Increase in Expenditure on Defense and Social Protection
- Gross Domestic Capital Formation** 23.2% ↑
Key driver: Increase in Gross Domestic Fixed Capital Formation
- Net Exports** -31.6% ↓
Key driver: Increase in Imports in absolute value
- Exports of Goods and Services** 23.3% ↑
- Imports of Goods and Services** 25.7% ↑

Income Approach



- Compensation of Employees** 8.5% ↑
- Gross Operating Surplus** 13.6% ↑
- Net Operating Surplus** 14.0% ↑
- Mixed Income** 11.9% ↑
- Consumption of Fixed Capital** 12.4% ↑
- Other Taxes less Subsidies on Production** 4.2% ↑

Labour Market Indicators

