



Issued By Communications Department

Date 31.03.2026

CCPI based headline inflation accelerated in March 2026

The Colombo Consumer Price Index (CCPI, 2021=100)¹ based headline inflation (year-on-year, Y-o-Y) accelerated in March 2026. Accordingly, headline inflation (Y-o-Y) was recorded at 2.2% in March 2026 compared to 1.6% in February 2026.

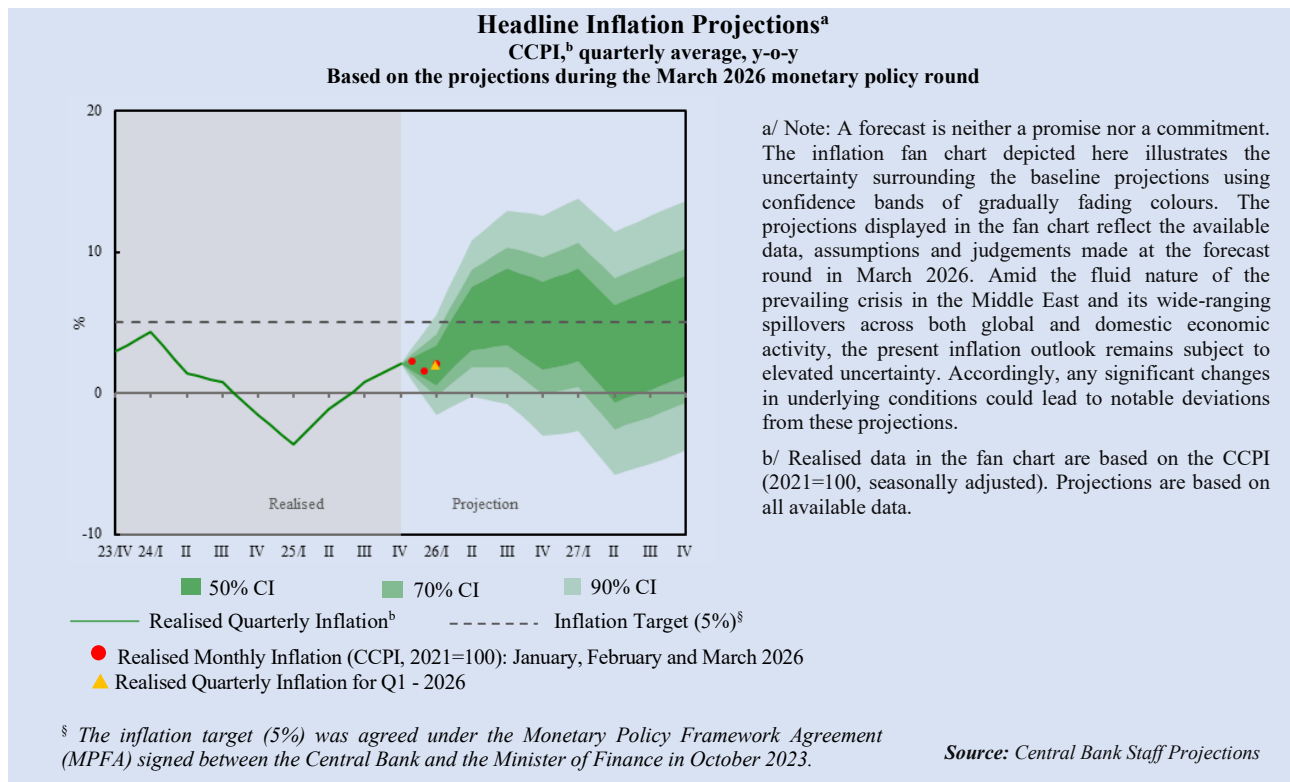
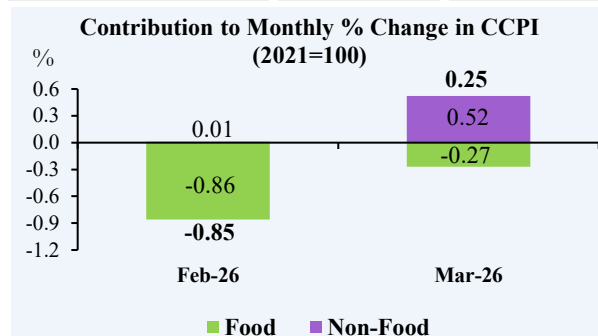
Food inflation (Y-o-Y) accelerated to 0.7% in March 2026 from 0.2% in February 2026. Meanwhile, Non-Food inflation (Y-o-Y) accelerated to 2.9% in March 2026 from 2.3% in February 2026.

On a month-on-month basis, the CCPI recorded an increase of 0.25% in March 2026. The increase was driven by the Non-Food category, which contributed 0.52 percentage points, largely owing to the increase in prices of the Transport sub-category, while the Food category contributed -0.27 percentage points.

Meanwhile, core inflation (Y-o-Y), which reflects the underlying inflation trends in the economy, also accelerated to 2.5% in March 2026 from 2.1% in February 2026.

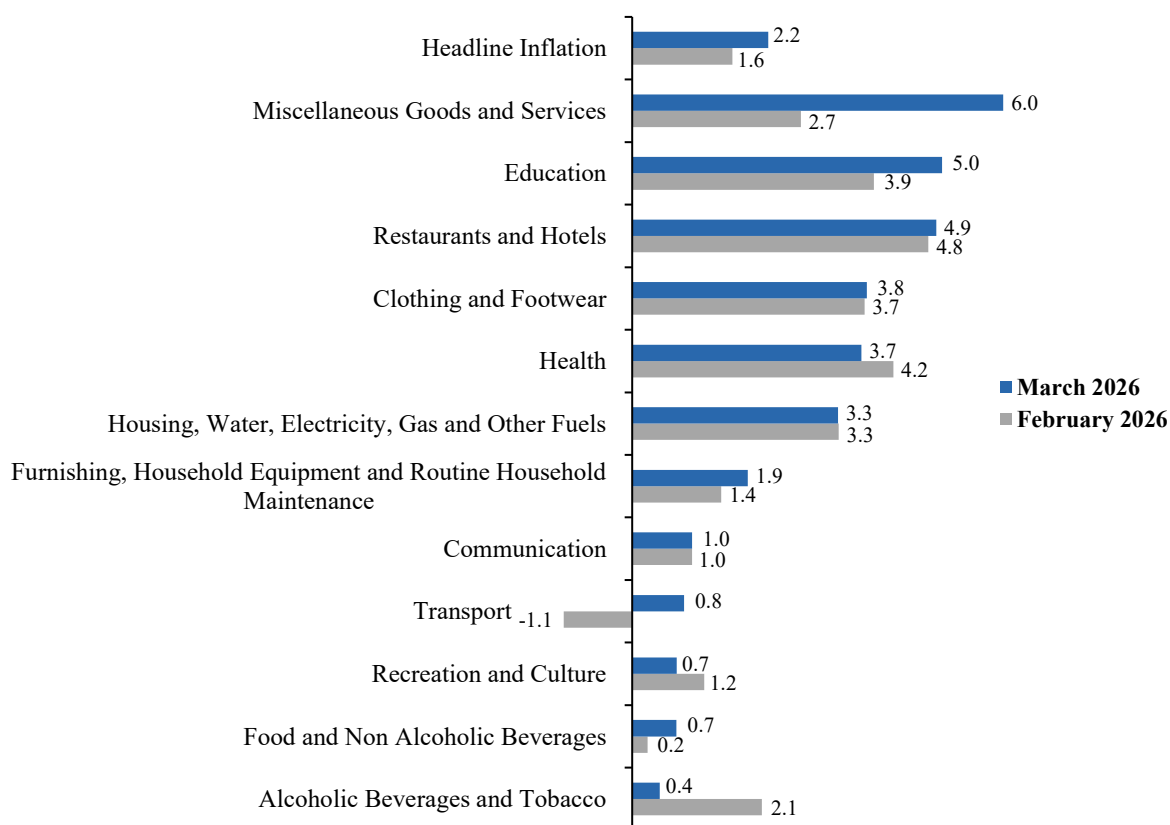
Realised quarterly average inflation for Q1-2026 remains broadly aligned with the recent inflation projections of the Central Bank. Inflation projections made at the monetary policy round in March 2026, based on the latest available data and assumptions amid prevailing geopolitical uncertainties, indicate that inflation is expected to reach the target of 5% in Q2-2026, earlier than previously anticipated. Inflation is projected to remain around the target thereafter, with the support of appropriate policies.

Inflation CCPI (2021=100)	February 2026	March 2026
Index Value	195.3	195.8
Monthly Change (%)	-0.9	0.3
Y-o-Y Inflation (%)	1.6	2.2



¹ The Colombo Consumer Price Index (CCPI, 2021=100) is compiled by the Department of Census and Statistics (DCS) to indicate average changes in the prices of goods and services purchased by households in urban areas of the Colombo district.

CCPI (2021=100) based Headline Inflation by Subcategory (Y-o-Y % Change)



Movement of the CCPI (2021=100)

Period		Index Number		Monthly % Change		Y-o-Y % Change		Annual Average % Change		
Year	Month	CCPI	CCPI (Core)	CCPI	CCPI (Core)	CCPI	CCPI (Core)	CCPI	CCPI (Core)	
2025	March	191.6	178.6	-0.3	0.1	-2.6	0.7	-0.8	2.8	
	April	191.2	178.8	-0.2	0.1	-2.0	0.8	-1.1	2.6	
	May	192.8	179.2	0.8	0.2	-0.7	1.2	-1.2	2.4	
	June	194.5	180.1	0.9	0.5	-0.6	1.5	-1.4	2.1	
	July	194.1	180.8	-0.2	0.4	-0.3	1.6	-1.6	1.9	
	August	193.3	180.9	-0.4	0.1	1.2	2.0	-1.5	1.8	
	September	193.7	181.2	0.2	0.2	1.5	2.0	-1.4	1.7	
	October	193.8	181.4	0.1	0.1	2.1	2.2	-1.2	1.6	
	November	193.4	181.3	-0.2	-0.1	2.1	2.4	-0.8	1.6	
	December	195.8	181.8	1.2	0.3	2.1	2.7	-0.5	1.6	
	2026	January	197.0	182.5	0.6	0.4	2.3	2.3	0.0	1.7
		February	195.3	182.3	-0.9	-0.1	1.6	2.1	0.5	1.8
March		195.8	183.0	0.3	0.4	2.2	2.5	0.9	2.0	

Source: Department of Census and Statistics

Note: As per DCS, Y-o-Y inflation and monthly change are calculated using the rounded off index numbers.