



Issued By Communications Department

Date 31.12.2025

CCPI based headline inflation remained unchanged in December 2025

The Colombo Consumer Price Index (CCPI, 2021=100)¹ based headline inflation (year-on-year, Y-o-Y) remained unchanged at 2.1% in December 2025. This was primarily supported by the favourable statistical base effect, despite a substantial month-on-month increase in prices in December 2025 due to Cyclone Ditwah.

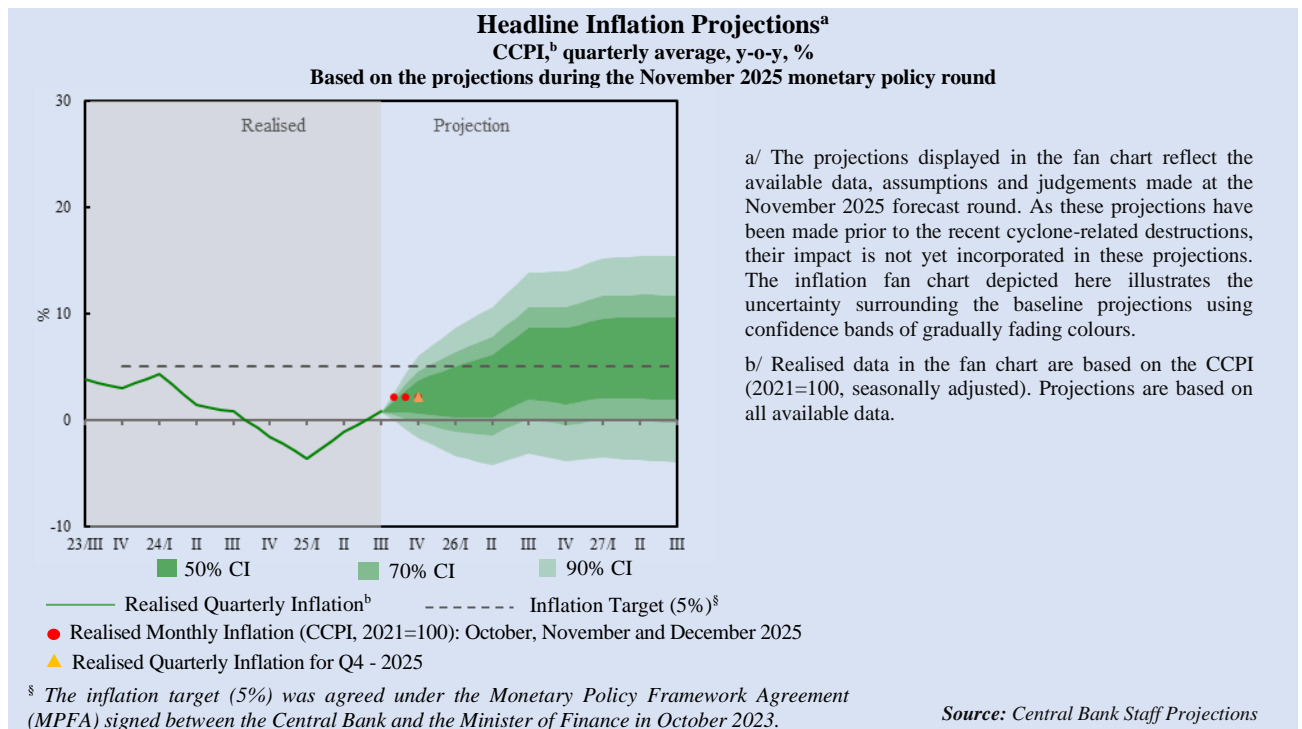
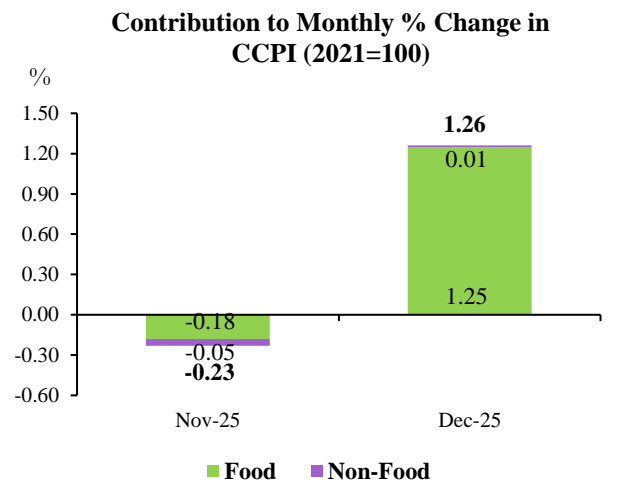
Food inflation (Y-o-Y) remained unchanged at 3.0% in December 2025 compared to the previous month, whereas Non-Food inflation (Y-o-Y) accelerated to 1.8% in December 2025 from 1.7% recorded in November.

On a month-on-month basis, however, the CCPI recorded a notable increase of 1.26% in December 2025. The Food category contributed 1.25 percentage points to this increase, reflecting the supply-side disruptions caused by the adverse weather conditions, while the Non-Food category contributed marginally by 0.01 percentage points.

Meanwhile, core inflation (Y-o-Y), which reflects the underlying inflation trends in the economy, accelerated to 2.7% in December 2025 from 2.4% in November 2025.

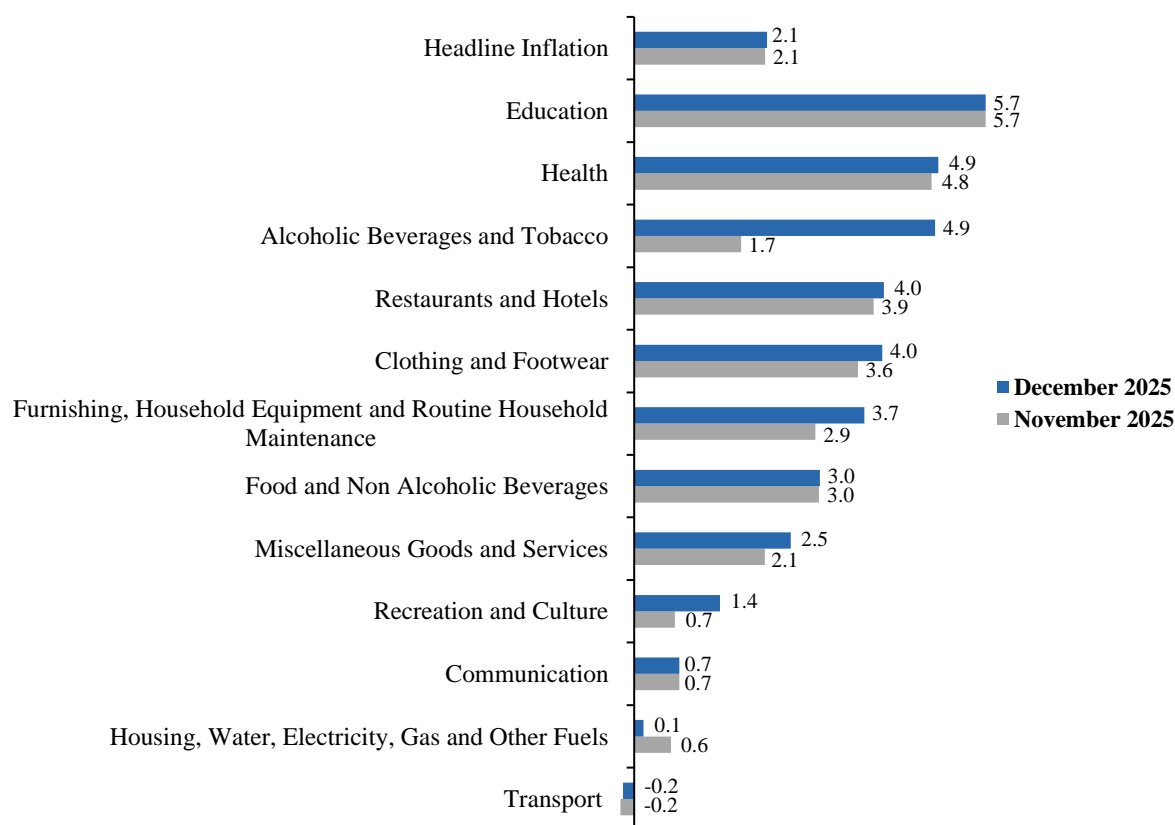
Inflation projections made at the monetary policy round in November 2025 indicate a gradual acceleration of inflation towards the target of 5% in the period ahead, with the support of appropriate policies.²

Inflation CCPI (2021=100)	November 2025	December 2025
Index Value	193.4	195.8
Monthly Change (%)	-0.2	1.2
Y-o-Y Inflation (%)	2.1	2.1



¹ The Colombo Consumer Price Index (CCPI, 2021=100) is compiled by the Department of Census and Statistics (DCS) to indicate average changes in the prices of goods and services purchased by households in urban areas of the Colombo district.
² However, the anticipated path could be altered by possible price changes due to the impact of the recent cyclone-related disruptions, as its full impact is still being assessed, and yet to be incorporated into inflation projections of the Central Bank.

CCPI (2021=100) based Headline Inflation by Subcategory (Y-o-Y % Change)



Movement of the CCPI (2021=100)

Period		Index Number		Monthly % Change		Y-o-Y % Change		Annual Average % Change	
Year	Month	CCPI	CCPI (Core)	CCPI	CCPI (Core)	CCPI	CCPI (Core)	CCPI	CCPI (Core)
2024	December	191.7	177.1	1.2	0.0	-1.7	2.7	1.2	3.3
2025	January	192.6	178.4	0.5	0.7	-4.0	1.2	0.4	3.2
	February	192.2	178.5	-0.2	0.1	-4.2	0.7	-0.5	3.0
	March	191.6	178.6	-0.3	0.1	-2.6	0.7	-0.8	2.8
	April	191.2	178.8	-0.2	0.1	-2.0	0.8	-1.1	2.6
	May	192.8	179.2	0.8	0.2	-0.7	1.2	-1.2	2.4
	June	194.5	180.1	0.9	0.5	-0.6	1.5	-1.4	2.1
	July	194.1	180.8	-0.2	0.4	-0.3	1.6	-1.6	1.9
	August	193.3	180.9	-0.4	0.1	1.2	2.0	-1.5	1.8
	September	193.7	181.2	0.2	0.2	1.5	2.0	-1.4	1.7
	October	193.8	181.4	0.1	0.1	2.1	2.2	-1.2	1.6
	November	193.4	181.3	-0.2	-0.1	2.1	2.4	-0.8	1.6
	December	195.8	181.8	1.2	0.3	2.1	2.7	-0.5	1.6

Source: Department of Census and Statistics

Note: As per DCS, Y-o-Y inflation and monthly change are calculated using the rounded off index numbers.