



Issued By Communications Department

Date 30.09.2025

As expected, CCPI based headline inflation accelerated towards the target in September 2025

The Colombo Consumer Price Index (CCPI, 2021=100)¹ based headline inflation (year-on-year, Y-o-Y), which returned to positive territory in August 2025, continued its upward trend toward the inflation target in September 2025. Accordingly, headline inflation (Y-o-Y) accelerated to 1.5% in September 2025 from 1.2% in August 2025, in line with the Central Bank’s near-term projections.

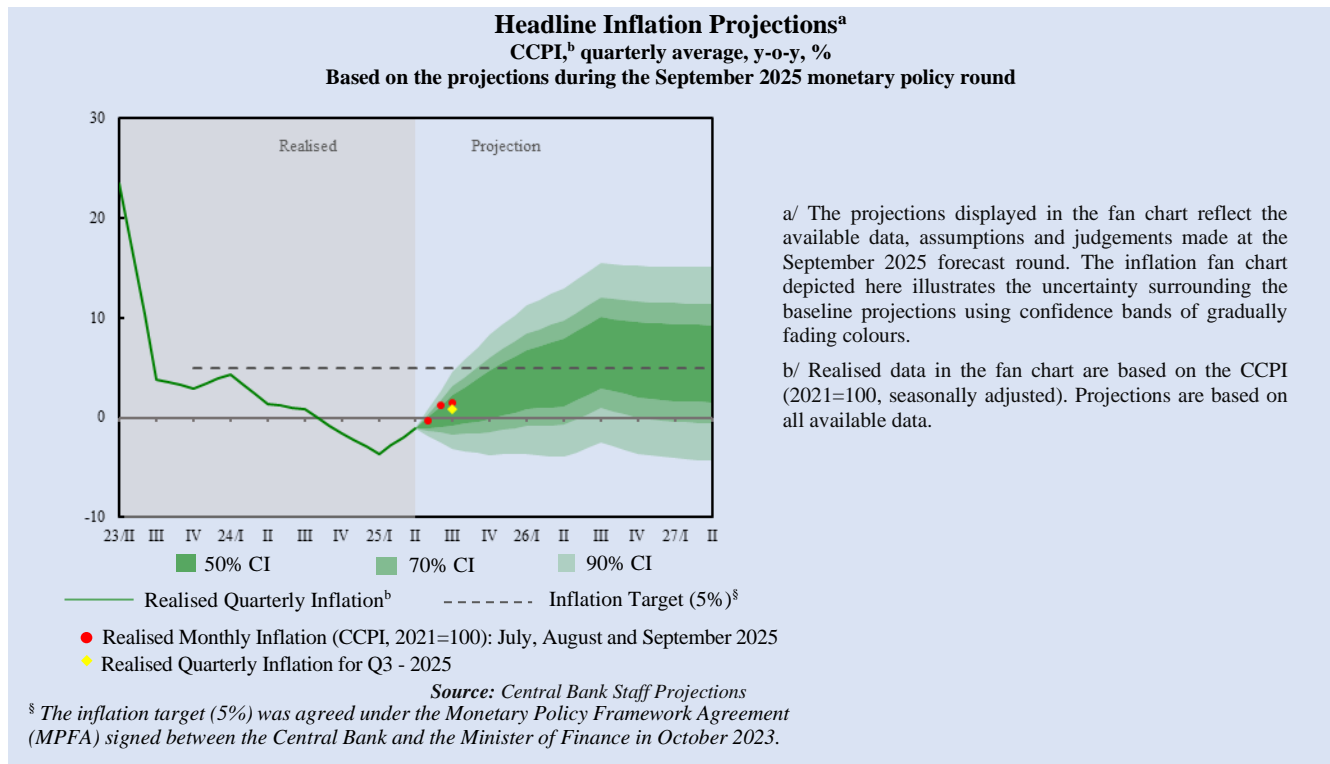
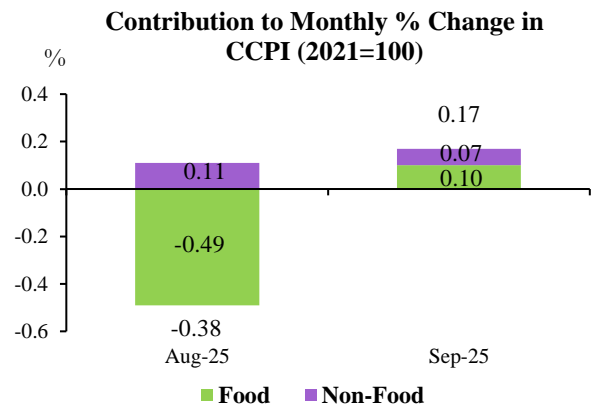
Food inflation (Y-o-Y) accelerated to 2.9% in September 2025 from 2.0% recorded in August 2025. Non-Food inflation (Y-o-Y) decelerated marginally to 0.7% in September 2025 from 0.8% recorded in August 2025.

On a month-on-month basis, the CCPI increased by 0.17% in September 2025, for which the Food category contributed 0.10 percentage points and the Non-Food category contributed 0.07 percentage points.

Meanwhile, core inflation (Y-o-Y), which reflects the underlying inflation trends in the economy, remained unchanged at 2.0% in September 2025.

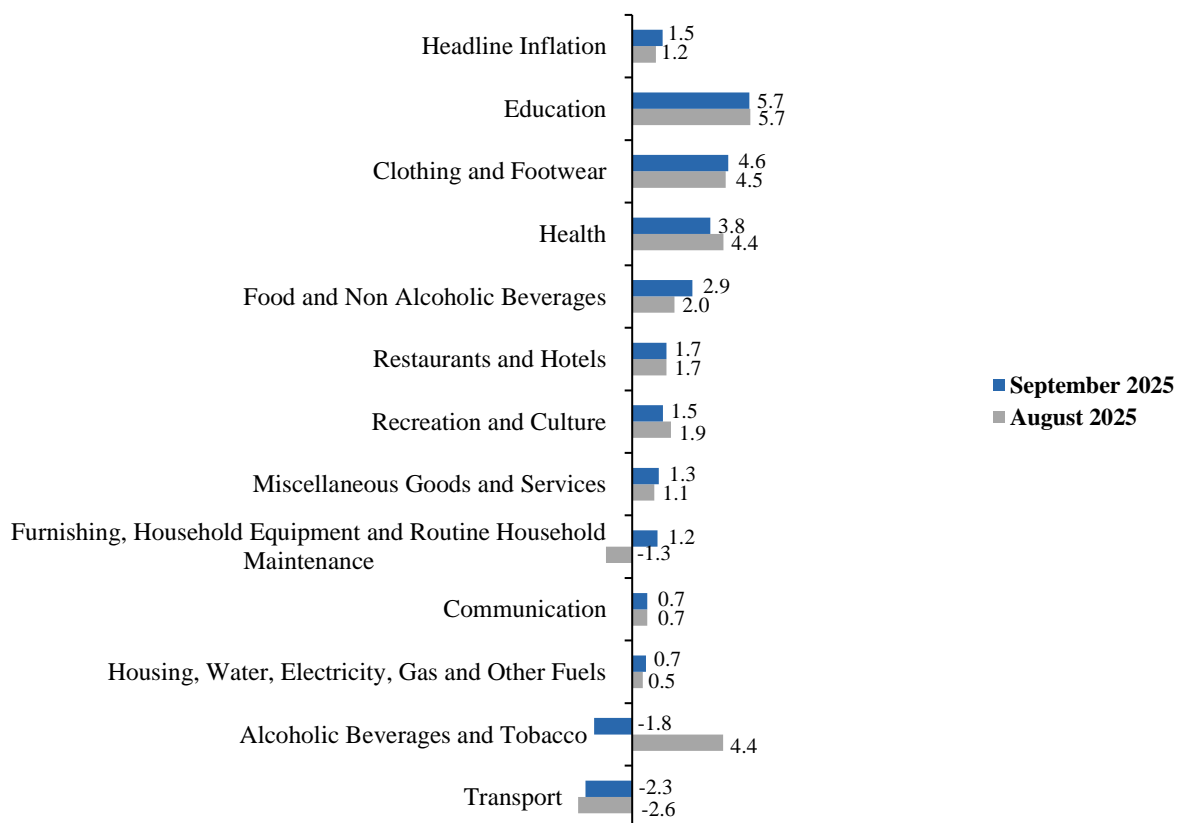
Realised quarterly average headline inflation for Q3-2025 is in line with Central Bank’s projections. The latest projections show a gradual acceleration of inflation in the period ahead towards the target of 5%, with the support of appropriate policies.

Inflation CCPI (2021=100)	August 2025	September 2025
Index Value	193.3	193.7
Monthly Change (%)	-0.4	0.2
Y-o-Y Inflation (%)	1.2	1.5



¹ The Colombo Consumer Price Index (CCPI, 2021=100) is compiled by the Department of Census and Statistics (DCS) to indicate average changes in the prices of goods and services purchased by households in urban areas of the Colombo district.

CCPI (2021=100) based Headline Inflation by Subcategory (Y-o-Y % Change)



Movement of the CCPI (2021=100)

Period		Index Number		Monthly % Change		Y-o-Y % Change		Annual Average % Change	
Year	Month	CCPI	CCPI (Core)	CCPI	CCPI (Core)	CCPI	CCPI (Core)	CCPI	CCPI (Core)
2024	September	190.9	177.6	-0.1	0.2	-0.5	3.3	2.4	2.8
	October	189.9	177.5	-0.5	-0.1	-0.8	3.0	2.2	2.9
	November	189.4	177.1	-0.3	-0.2	-2.1	2.7	1.7	3.1
	December	191.7	177.1	1.2	0.0	-1.7	2.7	1.2	3.3
2025	January	192.6	178.4	0.5	0.7	-4.0	1.2	0.4	3.2
	February	192.2	178.5	-0.2	0.1	-4.2	0.7	-0.5	3.0
	March	191.6	178.6	-0.3	0.1	-2.6	0.7	-0.8	2.8
	April	191.2	178.8	-0.2	0.1	-2.0	0.8	-1.1	2.6
	May	192.8	179.2	0.8	0.2	-0.7	1.2	-1.2	2.4
	June	194.5	180.1	0.9	0.5	-0.6	1.5	-1.4	2.1
	July	194.1	180.8	-0.2	0.4	-0.3	1.6	-1.6	1.9
	August	193.3	180.9	-0.4	0.1	1.2	2.0	-1.5	1.8
	September	193.7	181.2	0.2	0.2	1.5	2.0	-1.4	1.7

Source: Department of Census and Statistics

Note: As per DCS, Y-o-Y inflation and monthly change are calculated using the rounded off index numbers.