

PRESS RELEASE

✉ Communications Department, 30, Janadhipathi Mawatha, Colombo 01, Sri Lanka
 ☎ +94 11 2477424 / +94 11 2477423 📠 +94 11 2346257
 @ communications@cbsl.lk / dcommunications@cbsl.lk 🌐 www.cbsl.gov.lk



ශ්‍රී ලංකා මහ බැංකුව
 இலங்கை மத்திய வங்கி
CENTRAL BANK OF SRI LANKA

Issued By Statistics Department

Date 30.11.2022

CCPI based headline inflation decreased for the second consecutive month in November 2022

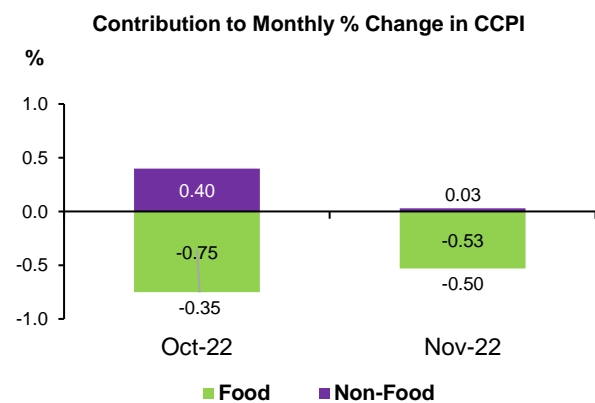
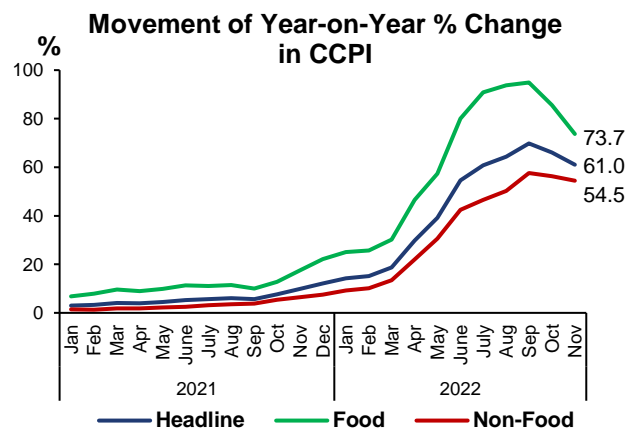
Headline inflation, as measured by the year-on-year (Y-o-Y) change in the Colombo Consumer Price Index (CCPI, 2013=100)¹ decreased to 61.0% in November 2022 from 66.0% in October 2022. Following a similar trend, the Food inflation (Y-o-Y) decreased to 73.7% in November 2022 from 85.6% in October 2022, while the Non-Food inflation (Y-o-Y) decreased to 54.5% in November 2022 from 56.3% in October 2022.

The decline in the monthly change of the CCPI observed in October 2022 continued in November 2022 recording 0.50%. This was mainly contributed by the monthly decreases of the prices of the items in the Food category, which amounted to 0.53%. Accordingly, within the Food category, significant decreases were observed in prices of Chicken, Fresh Fish and Dry Fish. However, prices of Milk Powder increased during the month. Meanwhile, the Non-food category recorded a monthly increase in November 2022 due to the price increases observed in Health (Payments to Private Hospitals, Purchase of Medical/Pharmacy Products) and Clothing and Footwear sub categories. Nevertheless, contributing to moderate the overall monthly increase in the Non-food category, prices of items in the Transport (Petrol and Diesel) and Housing, Water, Electricity, Gas and other Fuels (Maintenance/Reconstruction, L.P Gas) sub categories decreased in November 2022.

Meanwhile, annual average inflation rose to 42.6% in November 2022 from 38.3% in October 2022.

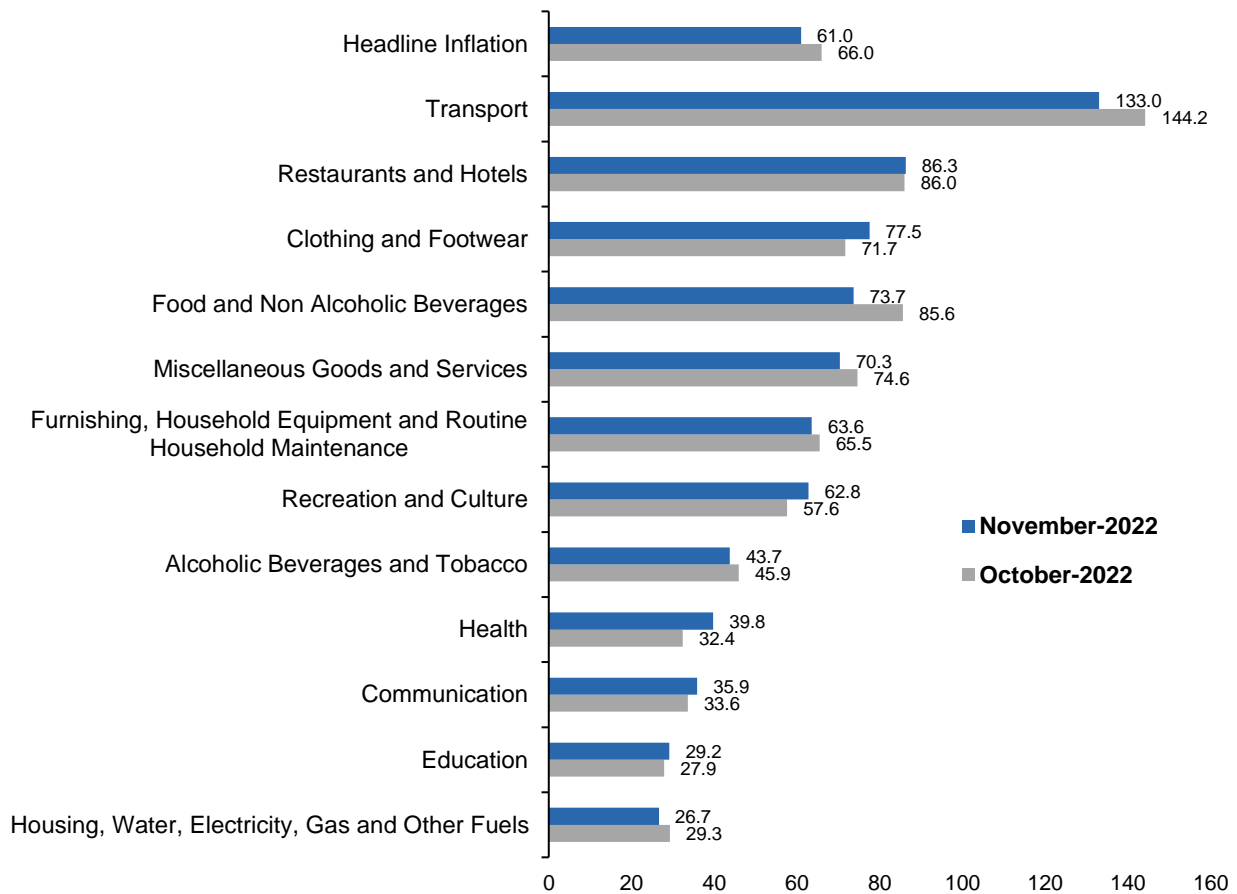
The core inflation (Y-o-Y), which reflects the underlying inflation in the economy decreased to 49.4% in November 2022 from 49.7% in October 2022, while annual average core inflation increased to 31.4% in November 2022 from 27.8% in October 2022.

Inflation	October 2022	November 2022
Headline		
Index Value	243.8	242.6
Monthly Change (%)	-0.4	-0.5
Y-o-Y inflation (%)	66.0	61.0
Annual Average inflation (%)	38.3	42.6
Core		
Index Value	221.4	223.2
Monthly Change (%)	1.0	0.8
Y-o-Y inflation (%)	49.7	49.4
Annual Average inflation (%)	27.8	31.4



¹The Colombo Consumer Price Index (CCPI, 2013=100) is compiled by the Department of Census and Statistics to indicate average changes in the prices of goods and services purchased by households in urban areas of Colombo district.

CCPI based Headline Inflation by Subcategory (Y-o-Y % Change)



Movement of the CCPI (2013=100)

Period		Index Number		Monthly % Change		Y-o-Y % Change		Annual Average % Change	
Year	Month	CCPI	CCPI (Core)	CCPI	CCPI (Core)	CCPI	CCPI (Core)	CCPI	CCPI (Core)
2021	November	150.7	149.4	2.6	1.0	9.9	7.0	5.3	4.0
	December	154.7	151.3	2.7	1.3	12.1	8.3	6.0	4.4
2022	January	158.4	154.1	2.4	1.9	14.2	9.9	6.9	5.0
	February	160.1	155.7	1.1	1.0	15.1	10.9	7.9	5.7
	March	164.9	159.4	3.0	2.4	18.7	13.0	9.1	6.5
	April	180.2	172.4	9.3	8.2	29.8	22.0	11.3	8.1
	May	195.2	182.9	8.3	6.1	39.1	28.4	14.2	10.2
	June	220.2	200.2	12.8	9.5	54.6	39.9	18.4	13.3
	July	230.1	208.0	4.5	3.9	60.8	44.3	23.1	16.7
	August	235.8	212.0	2.5	1.9	64.3	46.6	28.0	20.3
	September	244.7	219.3	3.8	3.4	69.8	50.2	33.4	24.1
	October	243.8	221.4	-0.4	1.0	66.0	49.7	38.3	27.8
November	242.6	223.2	-0.5	0.8	61.0	49.4	42.6	31.4	

Source: Department of Census and Statistics