

# PRESS RELEASE

✉ Communications Department, 30, Janadhipathi Mawatha, Colombo 01, Sri Lanka  
 ☎ +94 11 2477424 / +94 11 2477423 📠 +94 11 2346257  
 @ communications@cbsl.lk / dcommunications@cbsl.lk 🌐 www.cbsl.gov.lk



ශ්‍රී ලංකා මහ බැංකුව  
 இலங்கை மத்திய வங்கி  
**CENTRAL BANK OF SRI LANKA**

**Issued By** Statistics Department

**Date** 21.10.2022

## NCPI based headline inflation recorded at 73.7% on year-on-year basis in September 2022

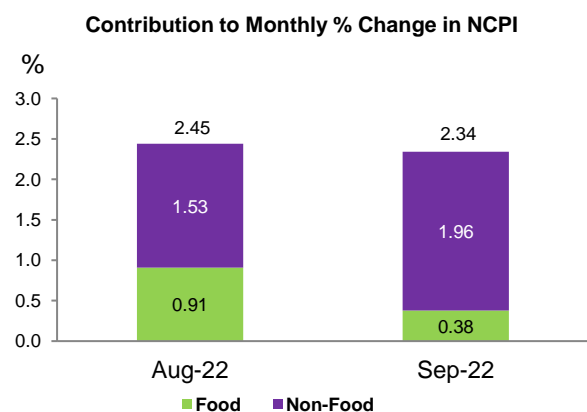
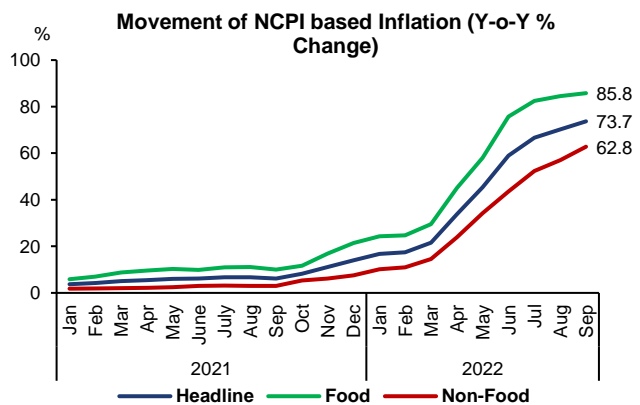
Headline inflation, as measured by the year-on-year (Y-o-Y) change in the National Consumer Price Index (NCPI, 2013=100)<sup>1</sup> increased to 73.7% in September 2022 from 70.2% in August 2022. This increase in Y-o-Y inflation was driven by the monthly increases of both Food and Non-Food categories. Accordingly, Food inflation (Y-o-Y) increased to 85.8% in September 2022 from 84.6% in August 2022, while Non-Food inflation (Y-o-Y) increased to 62.8% in September 2022 from 57.1% in August 2022.

It is noteworthy that the moderation observed in month on month inflation recently continued in September 2022. Accordingly, monthly change of NCPI recorded at 2.34% in September 2022 due to price increases observed in items of both Non-Food and Food categories, which were 1.96% and 0.38%, respectively. Within the Non-Food category, increases were observed in prices of Housing, Water, Electricity, Gas and Other Fuels (Electricity bill, Kerosene oil and Water bill) and Miscellaneous Goods and Services sub-categories during the month. Further, within the Food category, increases were observed in prices of Fruits, Wheat Flour and Chicken. However, prices of Rice, Sugar and Dhal decreased during the month.

Meanwhile, annual average inflation rose to 36.9% in September 2022 from 31.3% in August 2022.

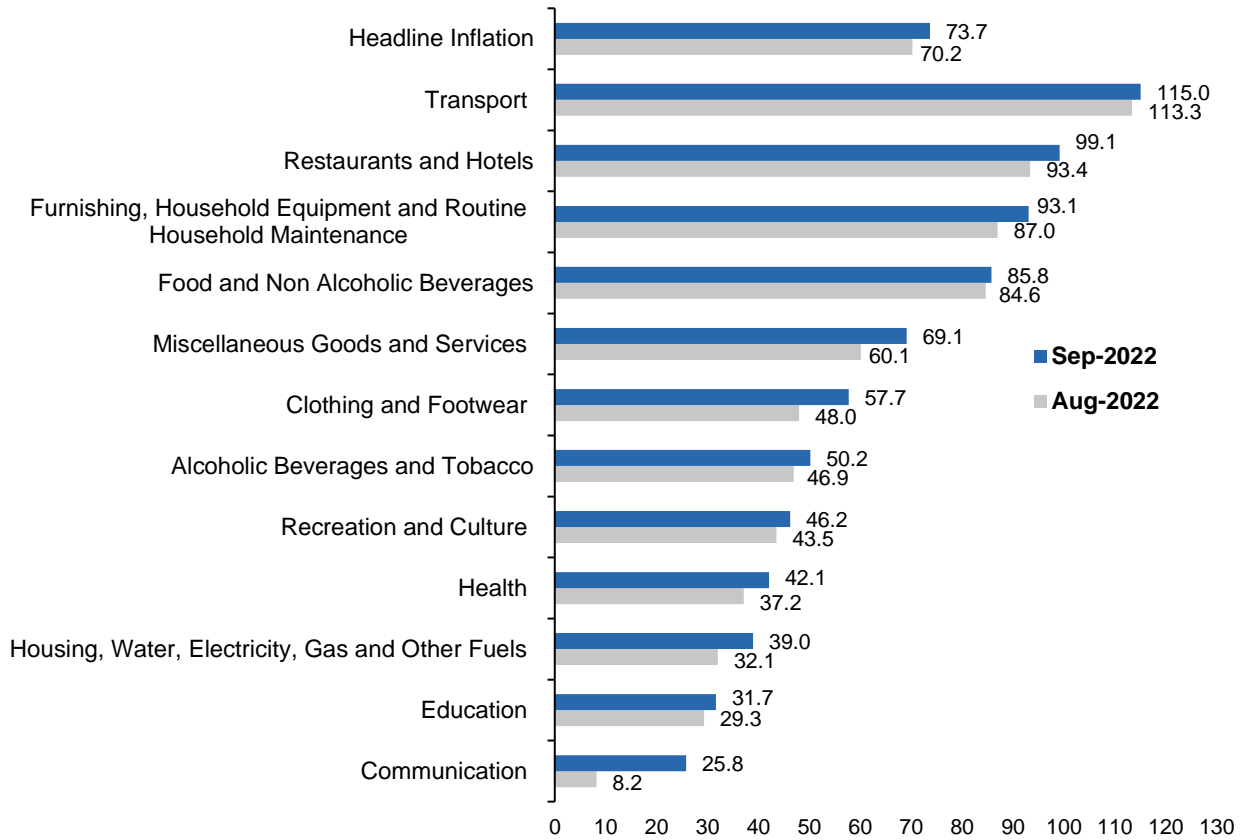
The core inflation (Y-o-Y), which reflects the underlying inflation in the economy increased to 64.1% in September 2022 from 60.5% in August 2022, while annual average core inflation increased to 31.0% in September 2022 from 26.0% in August 2022.

Inflation	August 2022	September 2022
<b>Headline</b>		
Index Value	250.4	256.2
Monthly Change (%)	2.5	2.3
Y-o-Y inflation (%)	70.2	73.7
Annual Average inflation (%)	31.3	36.9
<b>Core</b>		
Index Value	235.1	241.5
Monthly Change (%)	2.7	2.7
Y-o-Y inflation (%)	60.5	64.1
Annual Average inflation (%)	26.0	31.0



<sup>1</sup>The National Consumer Price Index (NCPI, 2013=100) is compiled by the Department of Census and Statistics to indicate average changes in the prices of goods and services purchased by households in all provinces in Sri Lanka.

### NCPI based Headline Inflation by Subcategory (Y-o-Y % Change)



### Movement of the NCPI (2013=100)

Period		Index Number		Monthly % Change		Y-o-Y % Change		Annual Average % Change	
Year	Month	NCPI	NCPI (Core)	NCPI	NCPI (Core)	NCPI	NCPI (Core)	NCPI	NCPI (Core)
2021	September	147.5	147.2	0.3	0.5	6.2	4.8	5.5	4.4
	October	150.6	150.6	2.1	2.3	8.3	7.2	5.7	4.6
	November	155.3	153.0	3.1	1.6	11.1	8.8	6.2	5.0
	December	161.0	155.7	3.7	1.8	14.0	10.8	7.0	5.5
2022	January	166.0	159.2	3.1	2.2	16.8	12.9	8.1	6.2
	February	167.8	161.2	1.1	1.3	17.5	14.1	9.3	7.1
	March	172.7	166.3	2.9	3.2	21.5	17.3	10.6	8.2
	April	190.3	182.3	10.2	9.6	33.8	27.9	13.0	10.2
	May	208.7	197.9	9.7	8.6	45.3	37.7	16.3	13.0
	June	231.5	215.9	10.9	9.1	58.9	49.3	20.8	16.8
	July	244.4	229.0	5.6	6.1	66.7	57.3	25.9	21.3
	August	250.4	235.1	2.5	2.7	70.2	60.5	31.3	26.0
	September	256.2	241.5	2.3	2.7	73.7	64.1	36.9	31.0

Source: Department of Census and Statistics