

PRESS RELEASE

✉ Communications Department, 30, Janadhipathi Mawatha, Colombo 01, Sri Lanka
 ☎ +94 11 2477424 / +94 11 2477423 📠 +94 11 2346257
 @ communications@cbsl.lk / dcommunications@cbsl.lk 🌐 www.cbsl.gov.lk



ශ්‍රී ලංකා මහ බැංකුව
 இலங்கை மத்திய வங்கி
CENTRAL BANK OF SRI LANKA

Issued By Statistics Department

Date 31.08.2022

CCPI based headline inflation recorded at 64.3% on year-on-year basis in August 2022

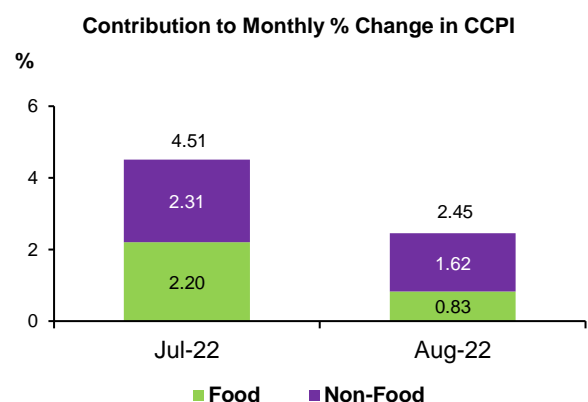
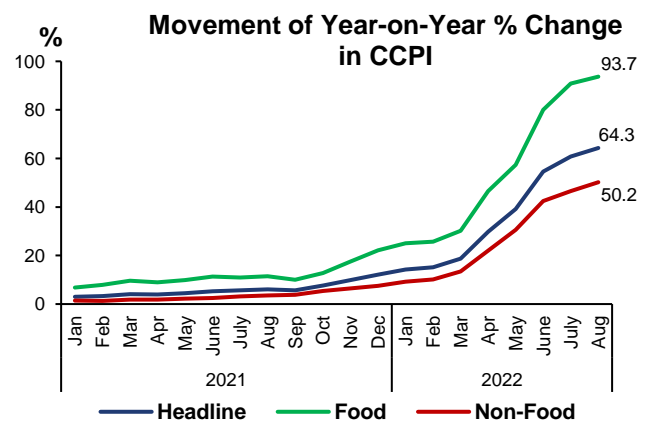
Headline inflation, as measured by the year-on-year (Y-o-Y) change in the Colombo Consumer Price Index (CCPI, 2013=100)¹ increased to 64.3% in August 2022 from 60.8% in July 2022. This increase in Y-o-Y inflation was mainly driven by the monthly increases of both Food and Non-Food categories. Accordingly, Food inflation (Y-o-Y) increased to 93.7% in August 2022 from 90.9% in July 2022, while Non-Food inflation (Y-o-Y) increased to 50.2% in August 2022 from 46.5% in July 2022.

Monthly change of CCPI recorded at 2.45% in August 2022 due to price increases observed in items of both Food and Non-Food categories which were 0.83% and 1.62%, respectively. Accordingly, within the Food category, increases were observed in prices of fresh fish, fruits, bread, biscuits, eggs and chicken. However, prices of rice and dhal decreased during the month. Further, within the Non-Food category, increases were observed in prices of Housing, Water, Electricity, Gas and Other Fuels (Electricity bill and maintenance/reconstruction), Transport (Transport fare for schooling and air fare), Clothing and Footwear and Miscellaneous Goods and Services sub-categories during the month.

Meanwhile, annual average inflation rose to 28.0% in August 2022 from 23.1% in July 2022.

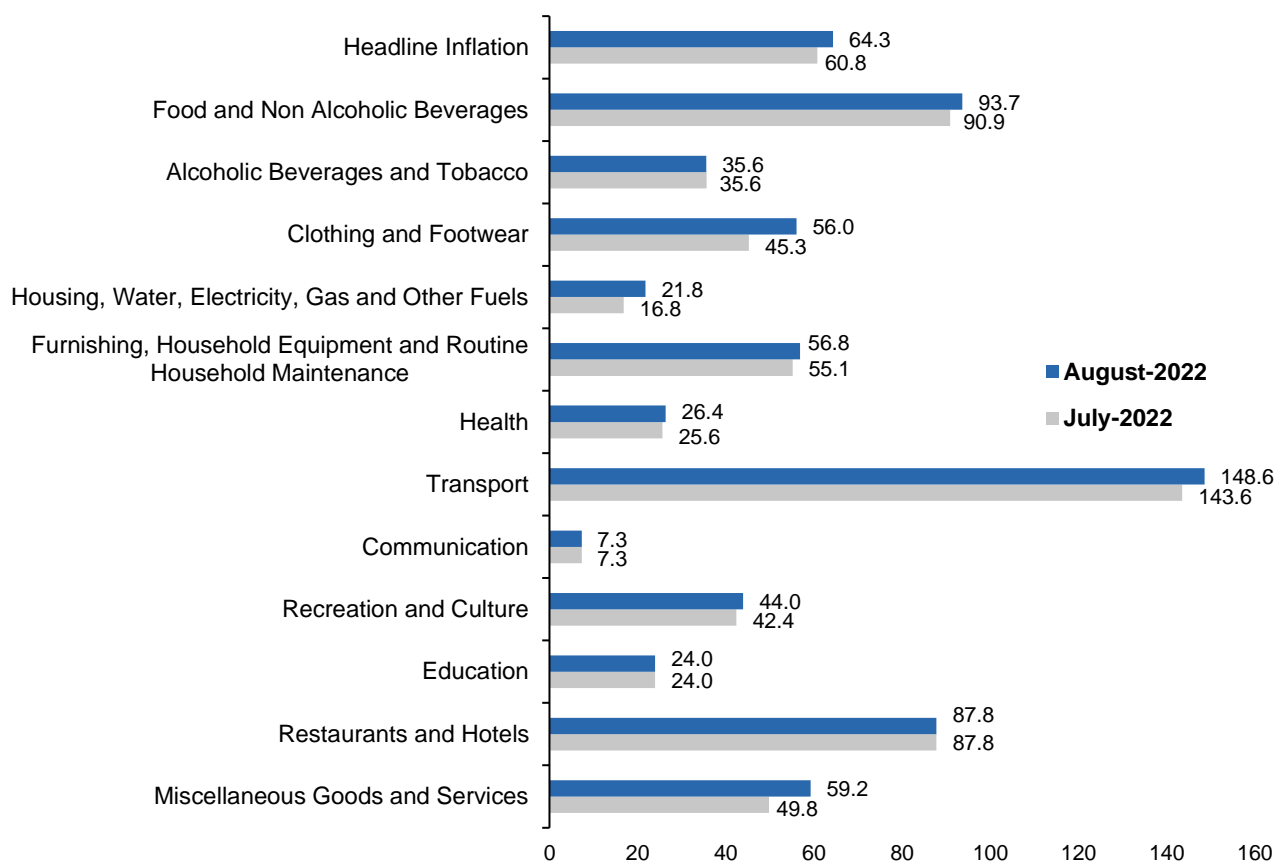
The core inflation (Y-o-Y), which reflects the underlying inflation in the economy increased to 46.6% in August 2022 from 44.3% in July 2022, while annual average core inflation increased to 20.3% in August 2022 from 16.7% in July 2022.

Inflation	July 2022	August 2022
Headline		
Index Value	230.1	235.8
Monthly Change (%)	4.5	2.5
Y-o-Y inflation (%)	60.8	64.3
Annual Average inflation (%)	23.1	28.0
Core		
Index Value	208.0	212.0
Monthly Change (%)	3.9	1.9
Y-o-Y inflation (%)	44.3	46.6
Annual Average inflation (%)	16.7	20.3



¹The Colombo Consumer Price Index (CCPI, 2013=100) is compiled by the Department of Census and Statistics to indicate average changes in the prices of goods and services purchased by households in urban areas of Colombo district.

CCPI based Headline Inflation by Subcategory (Y-o-Y % Change)



Movement of the CCPI (2013=100)

Period		Index Number		Monthly % Change		Y-o-Y % Change		Annual Average % Change	
Year	Month	CCPI	CCPI (Core)	CCPI	CCPI (Core)	CCPI	CCPI (Core)	CCPI	CCPI (Core)
2021	August	143.5	144.6	0.3	0.3	6.0	4.1	4.3	3.2
	September	144.1	146.0	0.4	1.0	5.7	5.0	4.5	3.3
	October	146.9	147.9	1.9	1.3	7.6	6.3	4.8	3.6
	November	150.7	149.4	2.6	1.0	9.9	7.0	5.3	4.0
	December	154.7	151.3	2.7	1.3	12.1	8.3	6.0	4.4
2022	January	158.4	154.1	2.4	1.9	14.2	9.9	6.9	5.0
	February	160.1	155.7	1.1	1.0	15.1	10.9	7.9	5.7
	March	164.9	159.4	3.0	2.4	18.7	13.0	9.1	6.5
	April	180.2	172.4	9.3	8.2	29.8	22.0	11.3	8.1
	May	195.2	182.9	8.3	6.1	39.1	28.4	14.2	10.2
	June	220.2	200.2	12.8	9.5	54.6	39.9	18.4	13.3
	July	230.1	208.0	4.5	3.9	60.8	44.3	23.1	16.7
	August	235.8	212.0	2.5	1.9	64.3	46.6	28.0	20.3

Source: Department of Census and Statistics