

# PRESS RELEASE

✉ Communications Department, 30, Janadhipathi Mawatha, Colombo 01, Sri Lanka  
 ☎ +94 11 2477424 / +94 11 2477423 📠 +94 11 2346257  
 @ communications@cbsl.lk / dcommunications@cbsl.lk 🌐 www.cbsl.gov.lk



ශ්‍රී ලංකා මහ බැංකුව  
 இலங்கை மத்திய வங்கி  
**CENTRAL BANK OF SRI LANKA**

**Issued By** Statistics Department

**Date** 29.07.2022

## CCPI based headline inflation recorded at 60.8% on year-on-year basis in July 2022

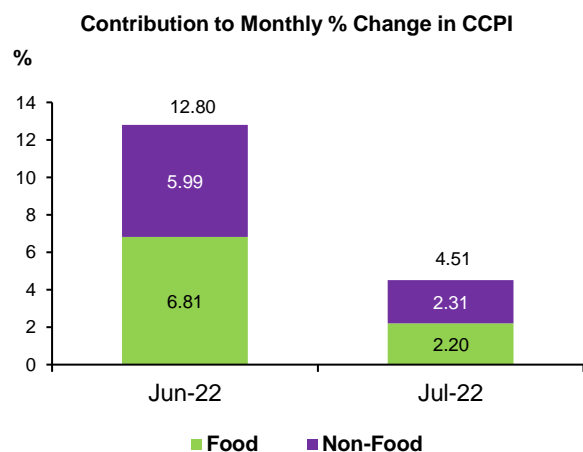
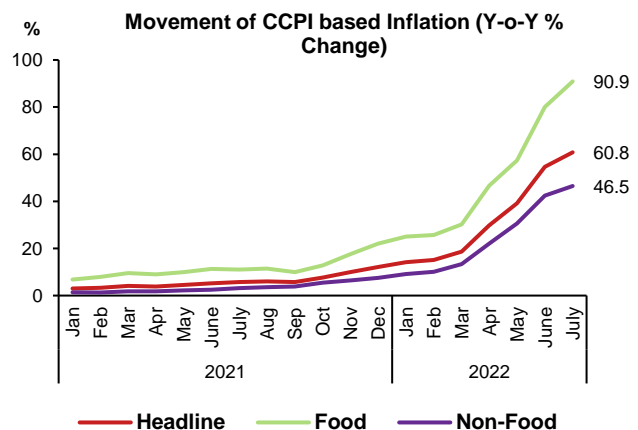
Headline inflation, as measured by the year-on-year (Y-o-Y) change in the Colombo Consumer Price Index (CCPI, 2013=100)<sup>1</sup> increased to 60.8% in July 2022 from 54.6% in June 2022. This increase in Y-o-Y inflation was driven by the monthly increases of both Non-Food and Food categories. Accordingly, Food inflation (Y-o-Y) increased to 90.9% in July 2022 from 80.1% in June 2022, while Non-Food inflation (Y-o-Y) increased to 46.5% in July 2022 from 42.4% in June 2022.

Monthly change of CCPI recorded at 4.51% in July 2022 due to price increases observed in items of both Non-Food and Food categories which were 2.31% and 2.20%, respectively. Accordingly, prices of item in the Non-Food category recorded increases mainly due to price increases observed in the Transport (Petrol, diesel, air fare and bus fare), Restaurant and Hotels and Housing, Water, Electricity, Gas and Other Fuel (LP gas, firewood and maintenance/reconstruction) sub-categories. Further, within the Food category increases were observed in milk powder, rice and fresh fish. However, prices of vegetables, coconut and coconut oil decreased during the month.

Meanwhile, annual average inflation rose to 23.1% in July 2022 from 18.4% in June 2022.

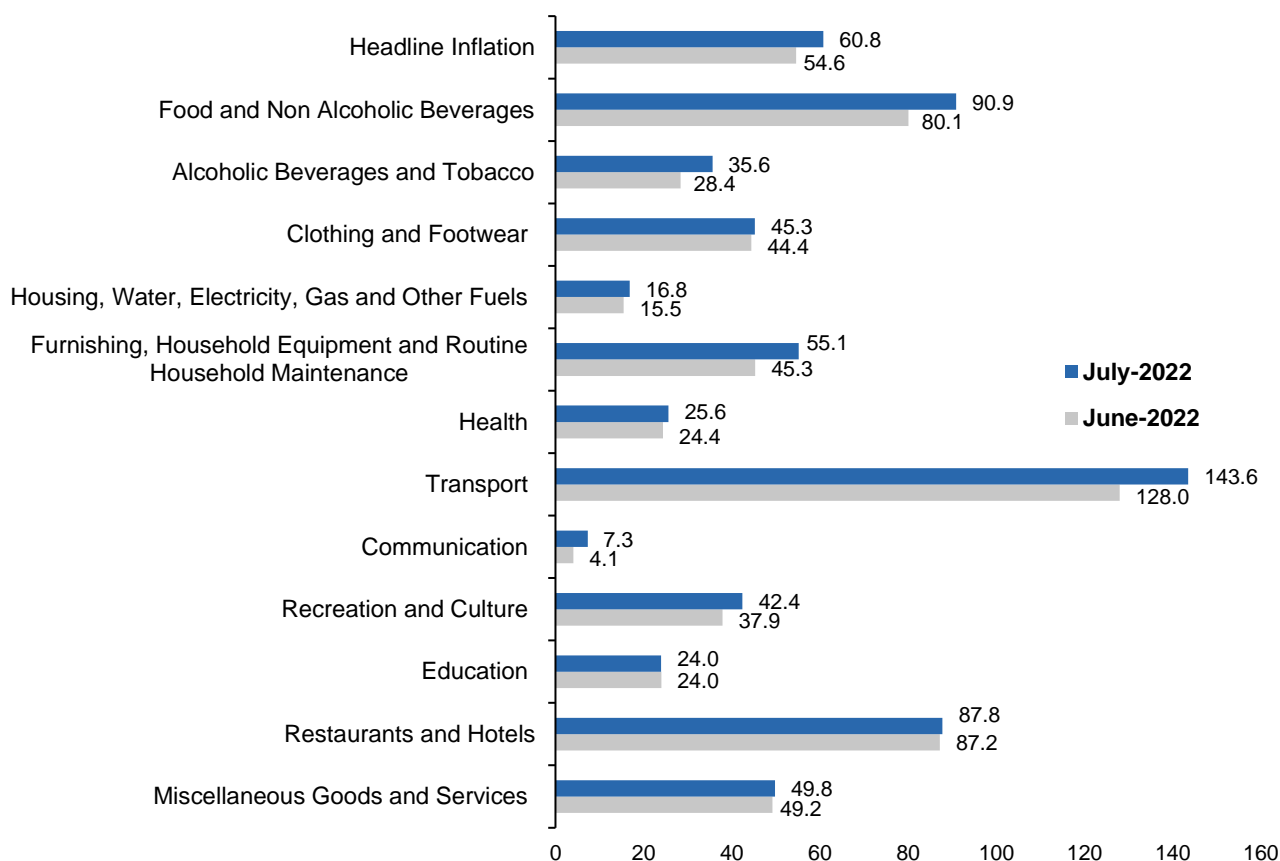
The core inflation (Y-o-Y), which reflects the underlying inflation in the economy increased to 44.3% in July 2022 from 39.9% in June 2022, while annual average core inflation increased to 16.7% in July 2022 from 13.3% in June 2022.

Inflation	June 2022	July 2022
<b>Headline</b>		
Index Value	220.2	230.1
Monthly Change (%)	12.8	4.5
Y-o-Y inflation (%)	54.6	60.8
Annual Average inflation (%)	18.4	23.1
<b>Core</b>		
Index Value	200.2	208.0
Monthly Change (%)	9.5	3.9
Y-o-Y inflation (%)	39.9	44.3
Annual Average inflation (%)	13.3	16.7



<sup>1</sup>The Colombo Consumer Price Index (CCPI, 2013=100) is compiled by the Department of Census and Statistics to indicate average changes in the prices of goods and services purchased by households in urban areas of Colombo district.

### CCPI based Headline Inflation by Subcategory (Y-o-Y % Change)



### Movement of the CCPI (2013=100)

Period		Index Number		Monthly % Change		Y-o-Y % Change		Annual Average % Change	
Year	Month	CCPI	CCPI (Core)	CCPI	CCPI (Core)	CCPI	CCPI (Core)	CCPI	CCPI (Core)
2021	July	143.1	144.1	0.5	0.7	5.7	3.7	4.2	3.1
	August	143.5	144.6	0.3	0.3	6.0	4.1	4.3	3.2
	September	144.1	146.0	0.4	1.0	5.7	5.0	4.5	3.3
	October	146.9	147.9	1.9	1.3	7.6	6.3	4.8	3.6
	November	150.7	149.4	2.6	1.0	9.9	7.0	5.3	4.0
	December	154.7	151.3	2.7	1.3	12.1	8.3	6.0	4.4
2022	January	158.4	154.1	2.4	1.9	14.2	9.9	6.9	5.0
	February	160.1	155.7	1.1	1.0	15.1	10.9	7.9	5.7
	March	164.9	159.4	3.0	2.4	18.7	13.0	9.1	6.5
	April	180.2	172.4	9.3	8.2	29.8	22.0	11.3	8.1
	May	195.2	182.9	8.3	6.1	39.1	28.4	14.2	10.2
	June	220.2	200.2	12.8	9.5	54.6	39.9	18.4	13.3
	July	230.1	208.0	4.5	3.9	60.8	44.3	23.1	16.7

Source: Department of Census and Statistics