

# PRESS RELEASE

✉ Communications Department, 30, Janadhipathi Mawatha, Colombo 01, Sri Lanka  
 ☎ +94 11 2477424 / +94 11 2477423 📠 +94 11 2346257  
 @ communications@cbsl.lk / dcommunications@cbsl.lk 🌐 www.cbsl.gov.lk



ශ්‍රී ලංකා මහ බැංකුව  
 இலங்கை மத்திய வங்கி  
**CENTRAL BANK OF SRI LANKA**

**Issued By** Statistics Department

**Date** 30.06.2022

## CCPI based headline inflation recorded at 54.6% on year-on-year basis in June 2022

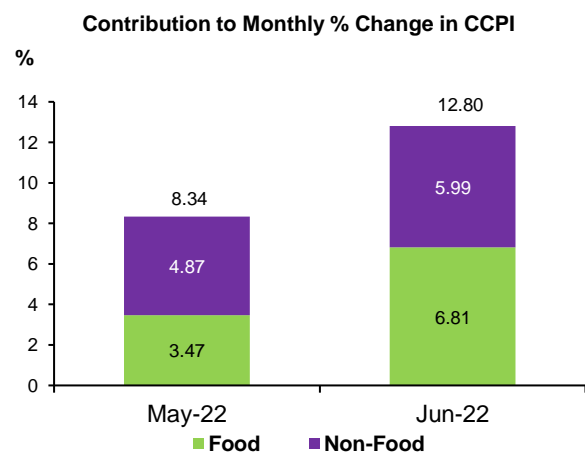
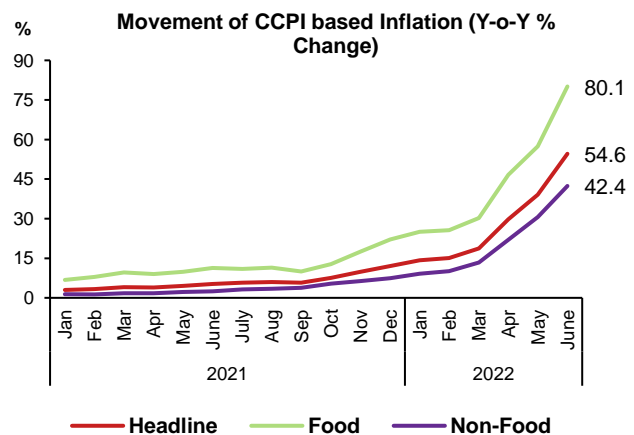
Headline inflation, as measured by the year-on-year (Y-o-Y) change in the Colombo Consumer Price Index (CCPI, 2013=100)<sup>1</sup> increased to 54.6% in June 2022 from 39.1% in May 2022. This increase in Y-o-Y inflation was driven by the monthly increases of both Food and Non-Food categories. Accordingly, Food inflation (Y-o-Y) increased to 80.1% in June 2022 from 57.4% in May 2022, while Non-Food inflation (Y-o-Y) increased to 42.4% in June 2022 from 30.6% in May 2022.

Monthly change of CCPI recorded at 12.80% in June 2022 due to price increases observed in items of both Food and Non-Food categories which were 6.81% and 5.99%, respectively. Within the Food category, prices of fresh fish, vegetables, bread, rice and milk powder increased substantially during the month. Further, prices of items in the Non-Food category recorded increases mainly due to price increases observed in the Transport (Petrol, diesel, school van fees and bus fare), Restaurant and Hotels, Education (Tuition fees for secondary education), and Housing, Water, Electricity, Gas and Other Fuel (Maintenance/reconstruction and LP gas) sub-categories.

Meanwhile, annual average inflation rose to 18.4% in June 2022 from 14.2% in May 2022.

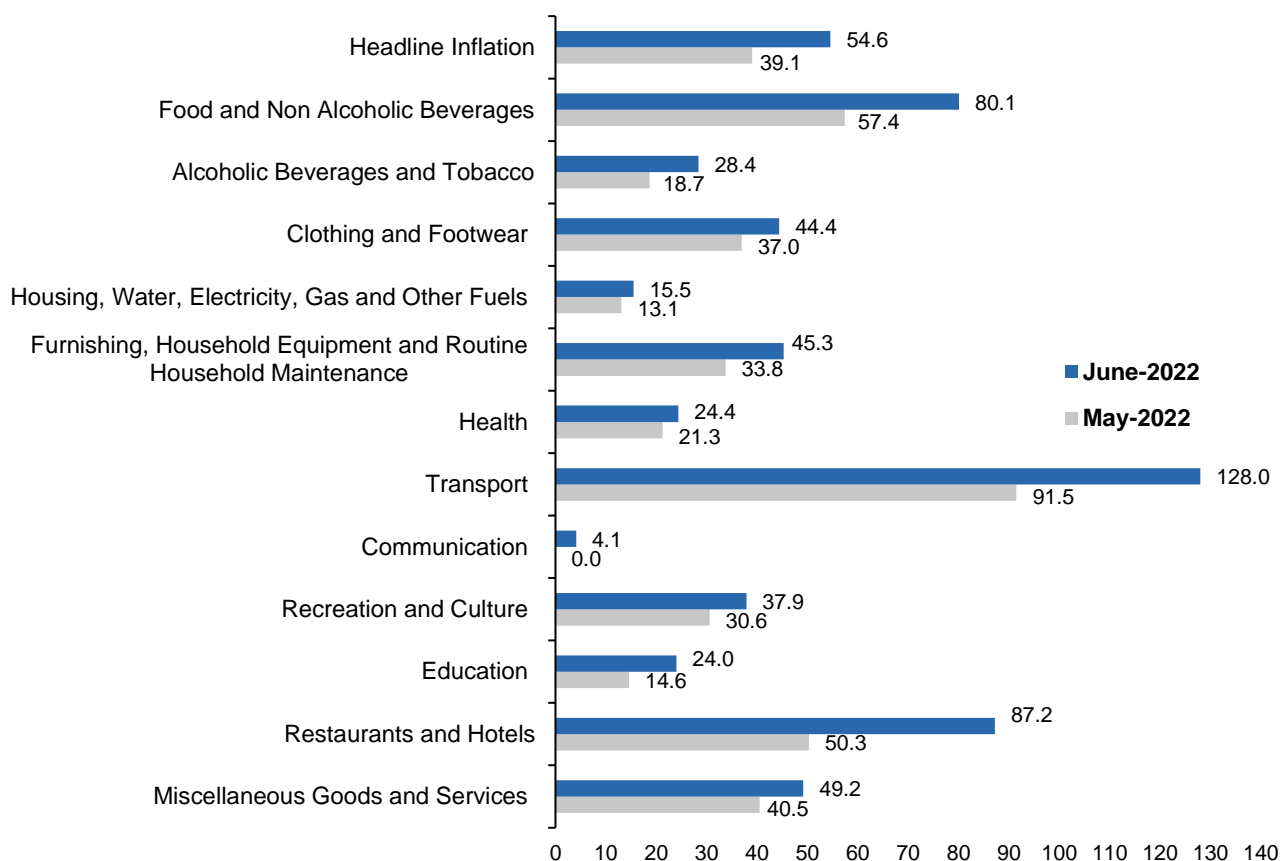
The core inflation (Y-o-Y), which reflects the underlying inflation in the economy increased to 39.9% in June 2022 from 28.4% in May 2022, while annual average core inflation increased to 13.3% in June 2022 from 10.2% in May 2022.

Inflation	May 2022	June 2022
<b>Headline</b>		
Index Value	195.2	220.2
Monthly Change (%)	8.3	12.8
Y-o-Y inflation (%)	39.1	54.6
Annual Average inflation (%)	14.2	18.4
<b>Core</b>		
Index Value	182.9	200.2
Monthly Change (%)	6.1	9.5
Y-o-Y inflation (%)	28.4	39.9
Annual Average inflation (%)	10.2	13.3



<sup>1</sup>The Colombo Consumer Price Index (CCPI, 2013=100) is compiled by the Department of Census and Statistics to indicate average changes in the prices of goods and services purchased by households in urban areas of Colombo district.

### CCPI based Headline Inflation by Subcategory (Y-o-Y % Change)



### Movement of the CCPI (2013=100)

Period		Index Number		Monthly % Change		Y-o-Y % Change		Annual Average % Change	
Year	Month	CCPI	CCPI (Core)	CCPI	CCPI (Core)	CCPI	CCPI (Core)	CCPI	CCPI (Core)
2021	June	142.4	143.1	1.5	0.4	5.2	3.2	4.1	3.0
	July	143.1	144.1	0.5	0.7	5.7	3.7	4.2	3.1
	August	143.5	144.6	0.3	0.3	6.0	4.1	4.3	3.2
	September	144.1	146.0	0.4	1.0	5.7	5.0	4.5	3.3
	October	146.9	147.9	1.9	1.3	7.6	6.3	4.8	3.6
	November	150.7	149.4	2.6	1.0	9.9	7.0	5.3	4.0
2022	December	154.7	151.3	2.7	1.3	12.1	8.3	6.0	4.4
	January	158.4	154.1	2.4	1.9	14.2	9.9	6.9	5.0
	February	160.1	155.7	1.1	1.0	15.1	10.9	7.9	5.7
	March	164.9	159.4	3.0	2.4	18.7	13.0	9.1	6.5
	April	180.2	172.4	9.3	8.2	29.8	22.0	11.3	8.1
	May	195.2	182.9	8.3	6.1	39.1	28.4	14.2	10.2
	June	220.2	200.2	12.8	9.5	54.6	39.9	18.4	13.3

Source: Department of Census and Statistics