





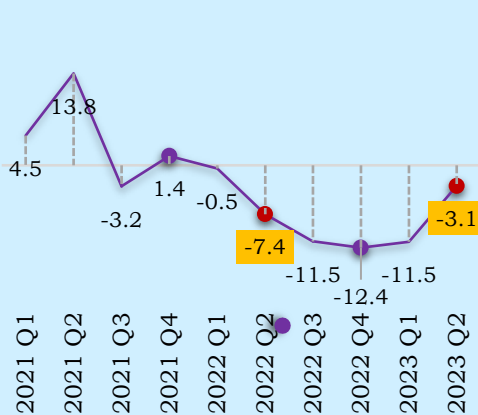
National Accounts Estimates - 2023 Q2

	Q2 Growth %	
	2022	2023
 GDP	-7.4 %	-3.1 %
 Agriculture	-7.9 %	3.6 %
 Industry	-10.1 %	-11.5 %
 Services	-1.8 %	-0.8 %
 Taxes Less Subsidies	-40.6 %	12.6 %

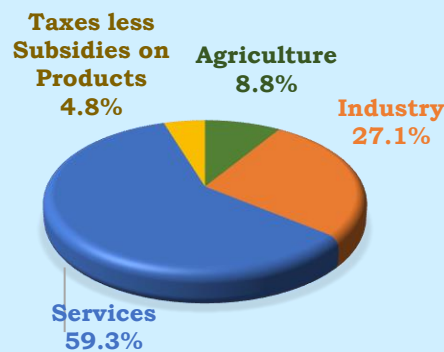
The Sri Lankan Economy contracted by 3.1% in 2023 Q2 mainly due to the setbacks in Industry and Services activities.

- The decline in Industry activities was largely attributed to considerable contractions in construction, manufacturing and, mining and quarrying activities.
- Services activities recorded a marginal contraction with the declines in financial services, professional services and computer programming activities.
- Agriculture activities recorded a growth in 2023 Q2 led by growing of rice, cereals and vegetables.

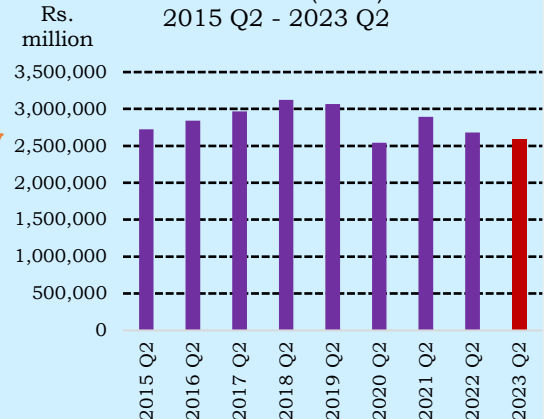
Quarterly Real GDP Growth (%)



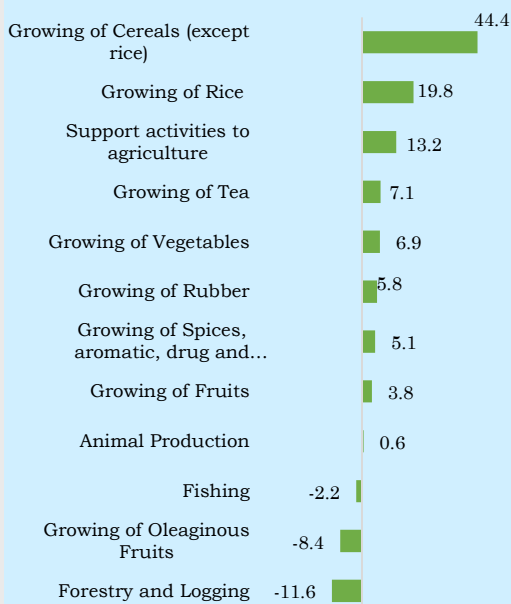
Share of GDP



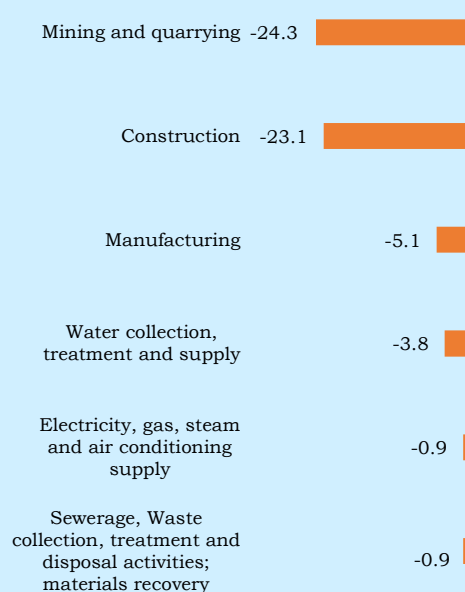
GDP at Constant (2015) Price 2015 Q2 - 2023 Q2



Growth Rates of Agriculture Activities - 2023 Q2



Growth Rates of Industry Activities - 2023 Q2



Growth Rates of Services Activities - 2023 Q2



Source: Department of Census and Statistics

