

Money, Credit and Interest Rate Developments

September 2022

Economic Research Department

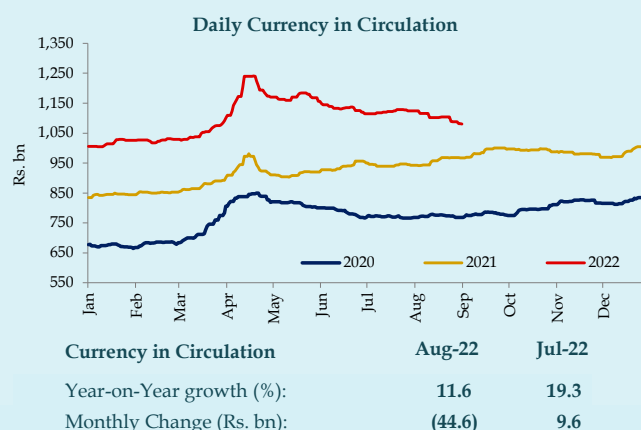
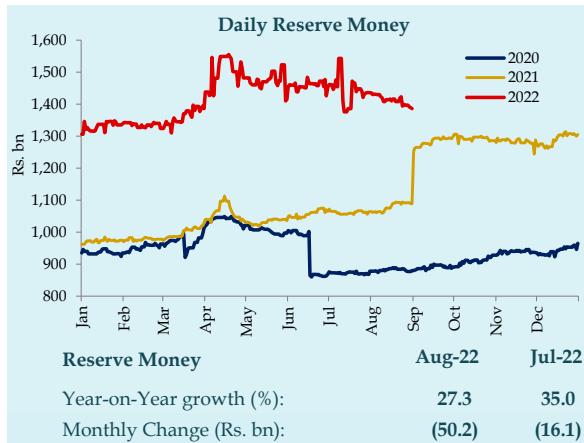
Central Bank of Sri Lanka



Volume 03 Issue 09

Money and Credit Aggregates*

Reserve Money



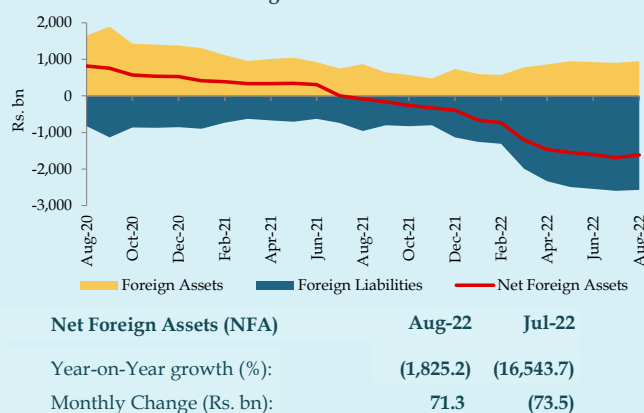
Components of Reserve Money (Liabilities Side)



Components of Reserve Money (Assets Side)



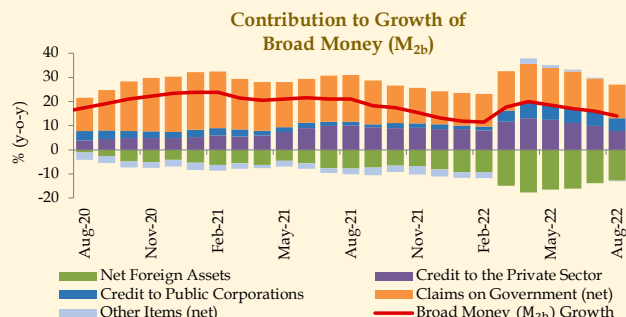
Net Foreign Assets of the Central Bank



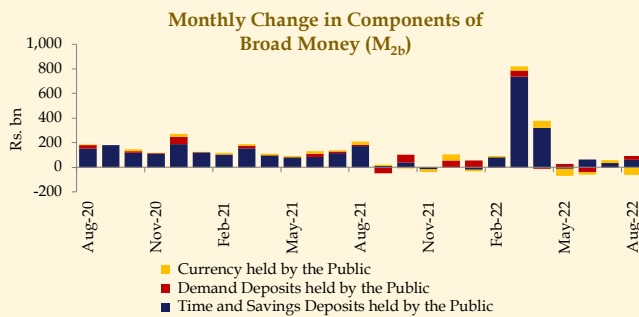
Central Bank Holdings of Government Securities and Provisional Advances to the Government



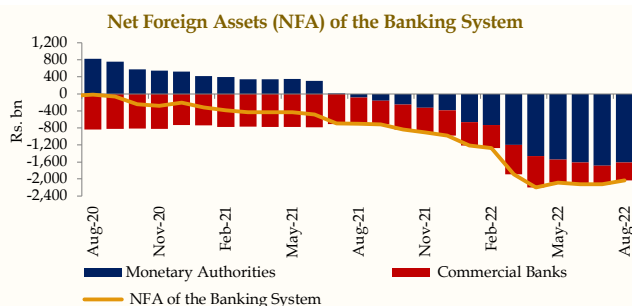
Broad Money M_{2b} - (Monetary Survey)



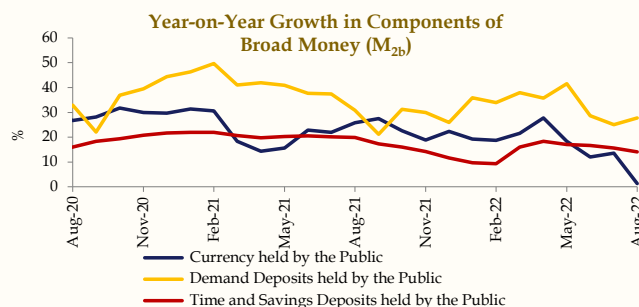
Broad Money (M _{2b})	Aug-22	Jul-22
Year-on-Year growth (%):	14.0	16.0
Monthly Change (Rs. bn):	31.6	54.0



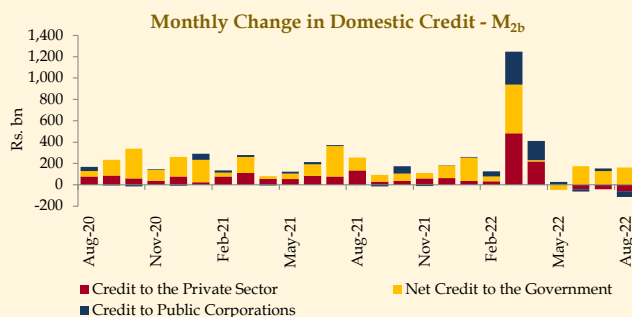
Narrow Money (M ₁)	Aug-22	Jul-22
Year-on-Year growth (%):	13.2	18.8
Monthly Change (Rs. bn):	(30.8)	19.4



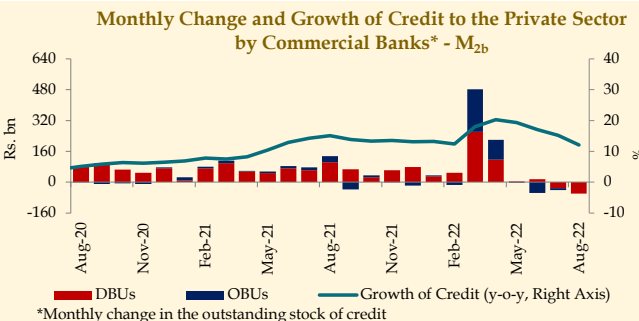
Net Foreign Assets (NFA)	Aug-22	Jul-22
Year-on-Year growth (%):	(190.3)	(203.7)
Monthly Change (Rs. bn):	88.7	(1.9)



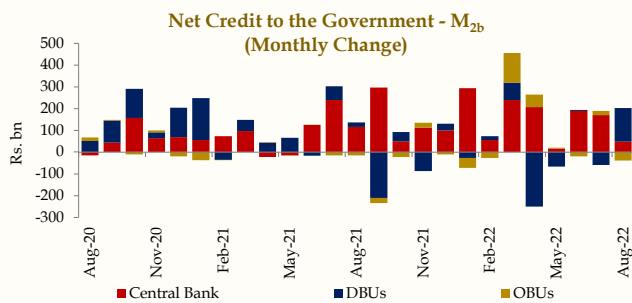
Time and Savings Deposits	Aug-22	Jul-22
Year-on-Year growth (%):	14.1	15.6
Monthly Change (Rs. bn):	62.3	34.6



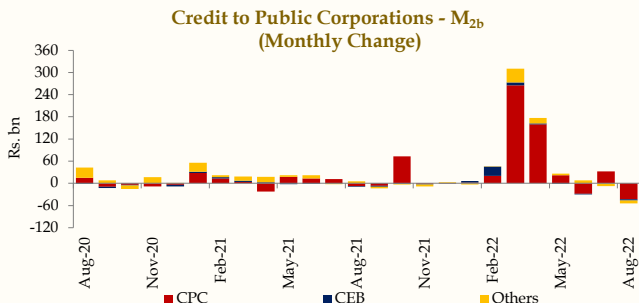
Net Domestic Assets (NDA)	Aug-22	Jul-22
Year-on-Year growth (%):	25.0	28.0
Monthly Change (Rs. bn):	(57.2)	55.9



Credit to the Private Sector	Aug-22	Jul-22
Year-on-Year growth (%):	12.0	15.2
Monthly Change (Rs. bn):	(59.0)	(41.0)

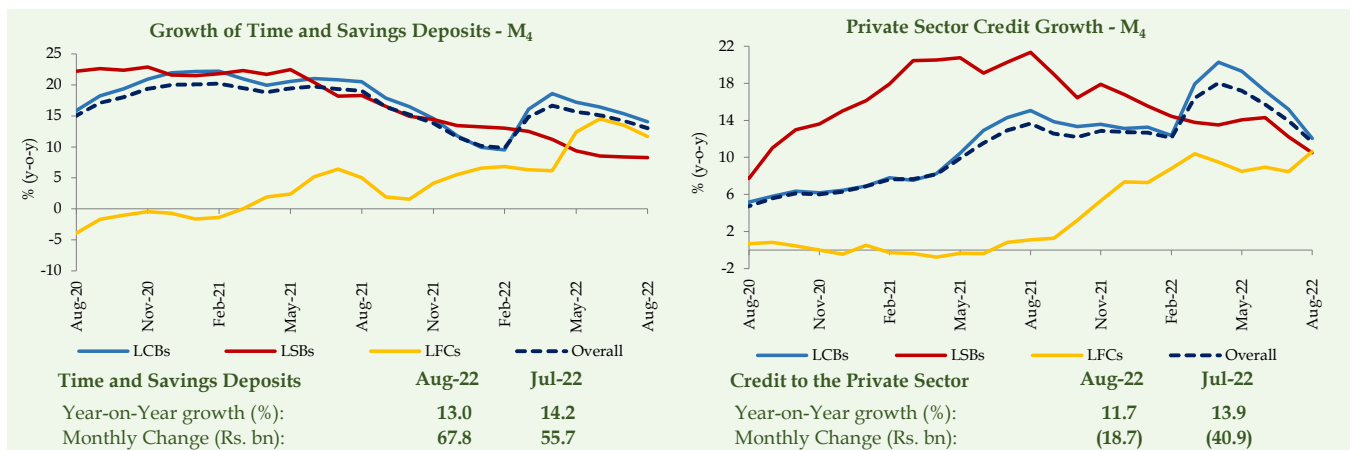
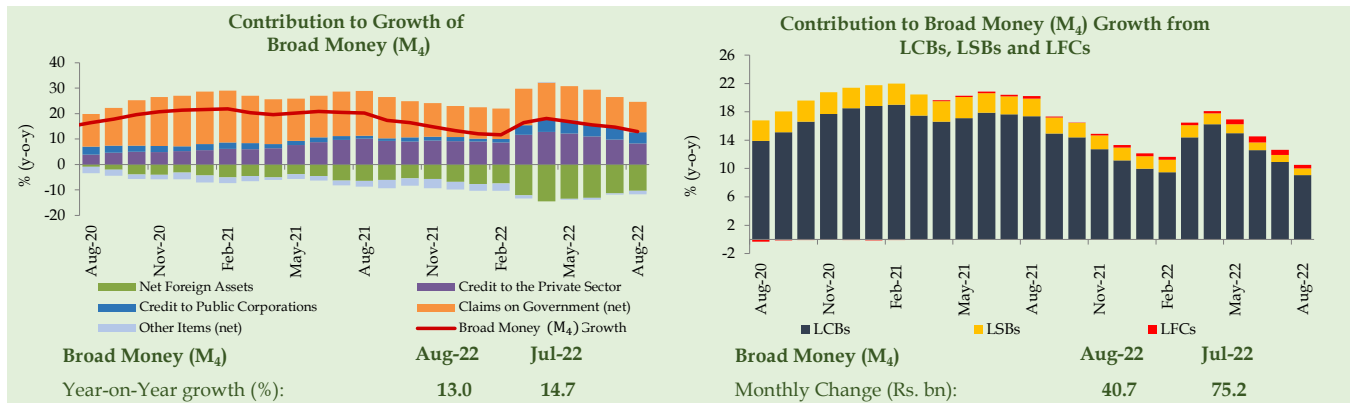


Net Credit to the Government	Aug-22	Jul-22
Year-on-Year growth (%):	26.4	26.2
Monthly Change (Rs. bn):	163.7	129.5



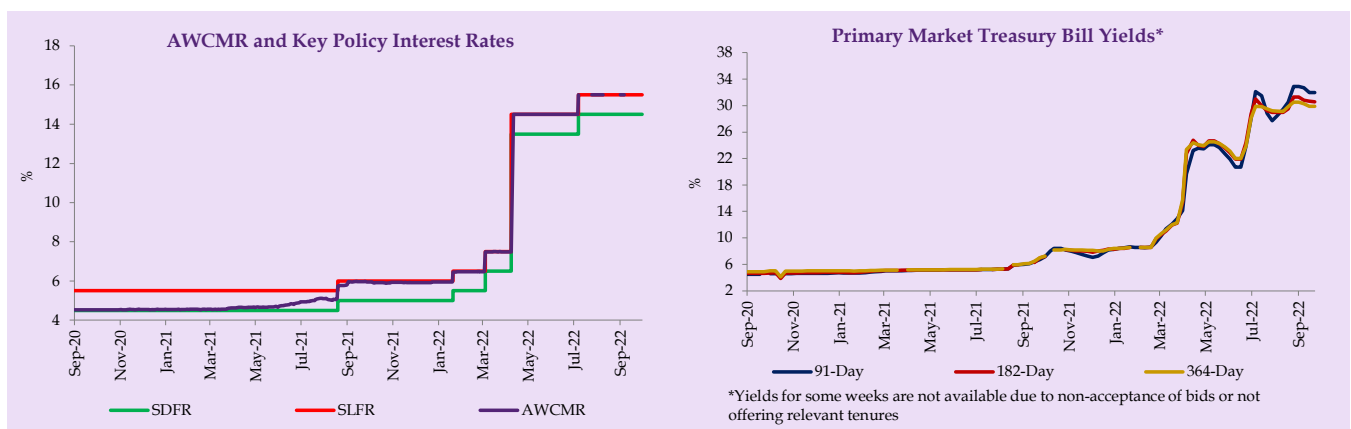
Credit to Public Corporations	Aug-22	Jul-22
Year-on-Year growth (%):	49.5	53.7
Monthly Change (Rs. bn):	(54.2)	24.9

Broad Money M₄ - (Financial Survey)



Interest Rates

Money Market Rates**



End September 2022

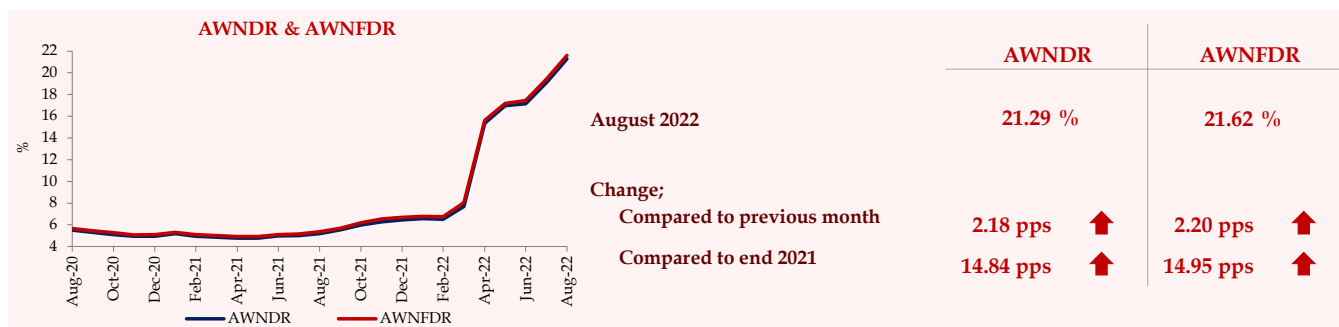
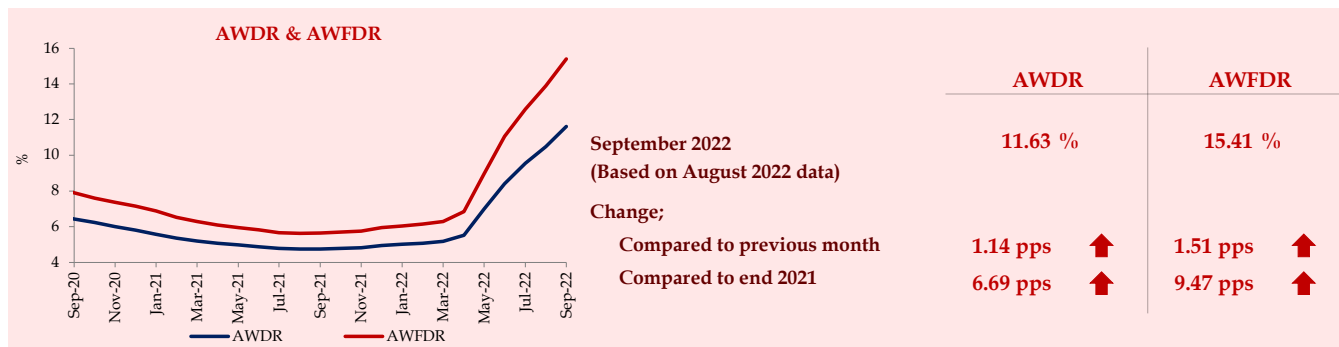
AWCMR 15.50 %

Change compared to end of the previous month
0 pps

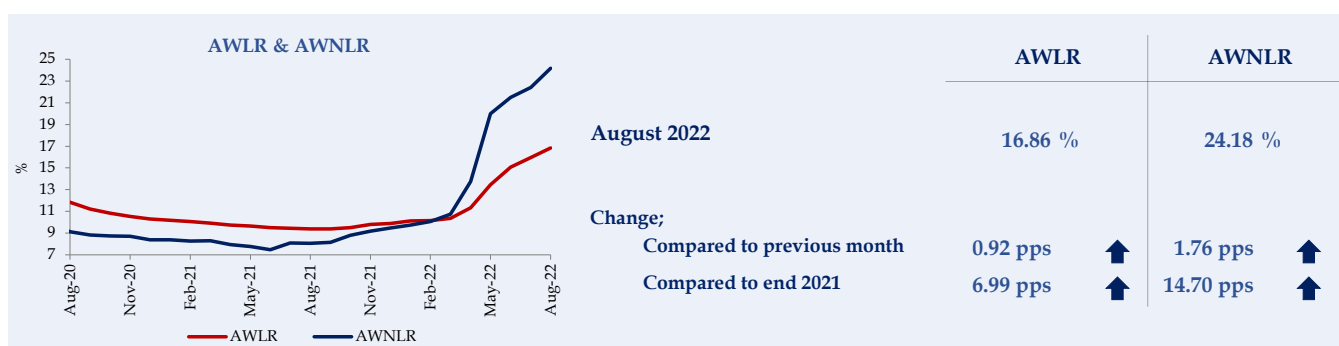
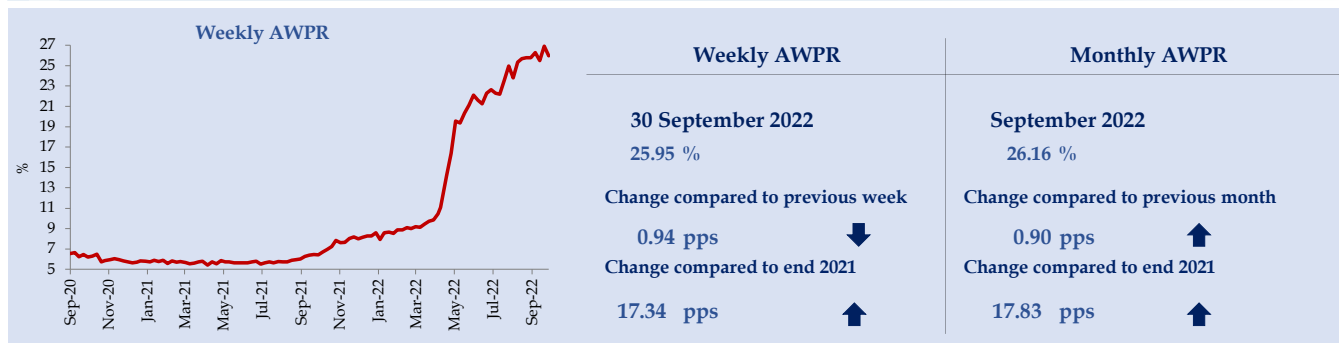
Change compared to end 2021
9.55 pps ↑

	28 Sep 2022 (%)	Change (Compared to previous month) in pps	Change (Compared to end 2021) in pps
91-Day	31.94	-0.95	23.78
182-Day	30.59	-0.69	22.26
364-Day	29.85	-0.65	21.61

Deposit Rates**



Lending Rates**



* Provisional

**Acronyms

- SDFR Standing Deposit Facility Rate
- SLFR Standing Lending Facility Rate
- AWCMR Average Weighted Call Money Rate
- AWDR Average Weighted Deposit Rate
- AWFDR Average Weighted Fixed Deposit Rate

- AWNDR Average Weighted New Deposit Rate
- AWNFDR Average Weighted New Fixed Deposit Rate
- AWPR Average Weighted Prime Lending Rate
- AWLR Average Weighted Lending Rate
- AWNLR Average Weighted New Lending Rate
- pps Percentage points