

Money, Credit and Interest Rate Developments

September 2021

Economic Research Department

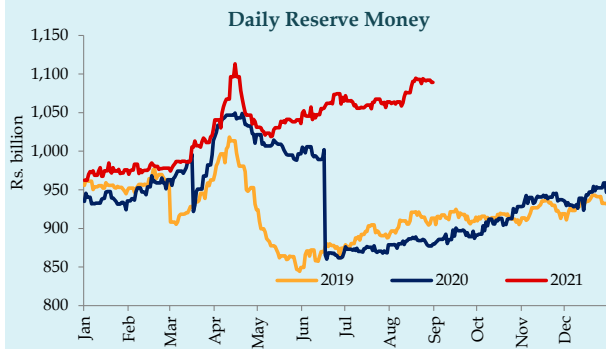
Central Bank of Sri Lanka

Volume 02 Issue 09

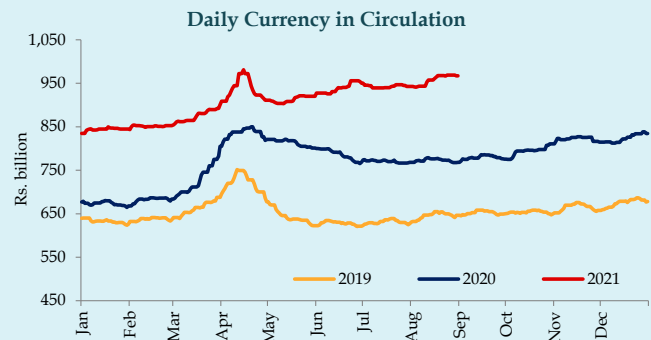


Money and Credit Aggregates*

Reserve Money

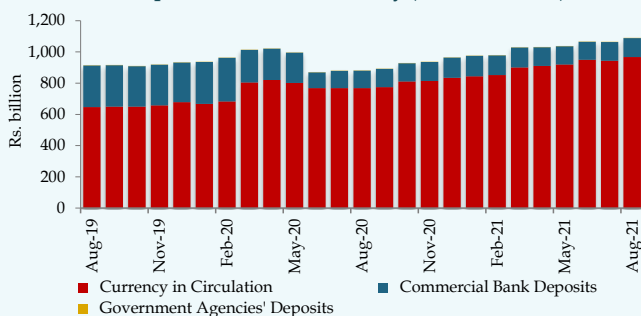


Reserve Money	Aug-21	Jul-21
Year-on-Year growth (%):	23.8	21.1
Monthly Change (Rs. bn):	25.4	(1.2)



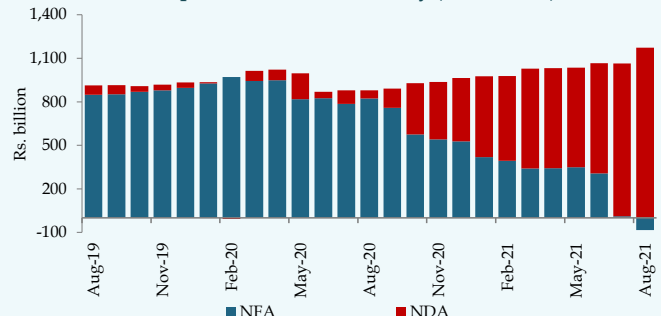
Currency in Circulation	Aug-21	Jul-21
Year-on-Year growth (%):	25.9	22.7
Monthly Change (Rs. bn):	24.3	(7.3)

Components of Reserve Money (Liabilities Side)



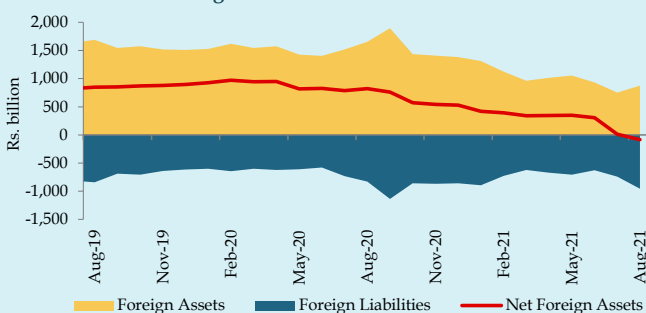
Commercial Bank Deposits	Aug-21	Jul-21
Year-on-Year growth (%):	9.3	9.7
Monthly Change (Rs. bn):	1.1	6.1

Components of Reserve Money (Assets Side)



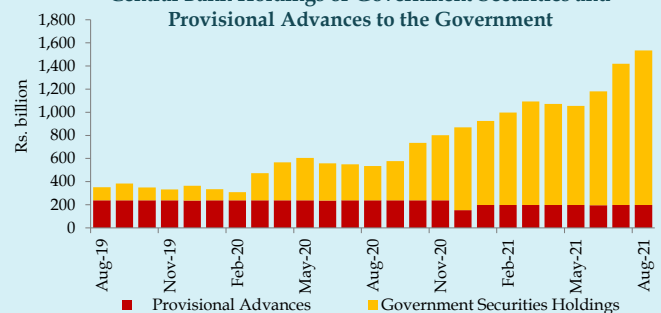
Net Domestic Assets (NDA)	Aug-21	Jul-21
Year-on-Year growth (%):	1,944.0	1,025.3
Monthly Change (Rs. bn):	119.5	295.1

Net Foreign Assets of the Central Bank



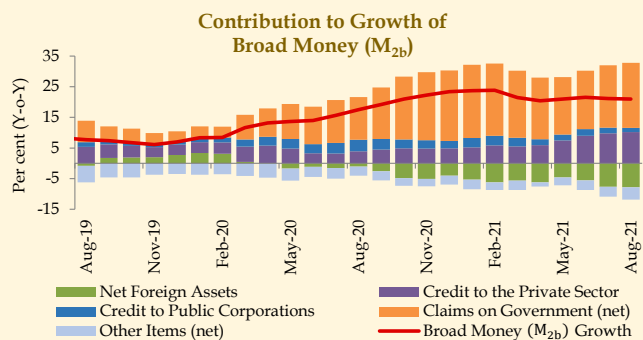
Net Foreign Assets (NFA)	Aug-21	Jul-21
Year-on-Year growth (%):	(110.2)	(98.7)
Monthly Change (Rs. bn):	(94.1)	(296.3)

Central Bank Holdings of Government Securities and Provisional Advances to the Government

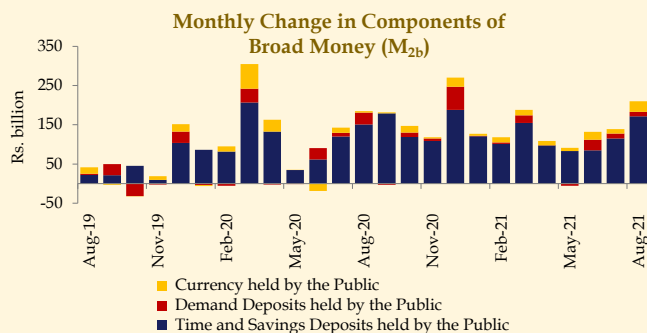


Net Claims on Government	Aug-21	Jul-21
Year-on-Year growth (%):	187.0	157.8
Monthly Change (Rs. bn):	116.4	239.1

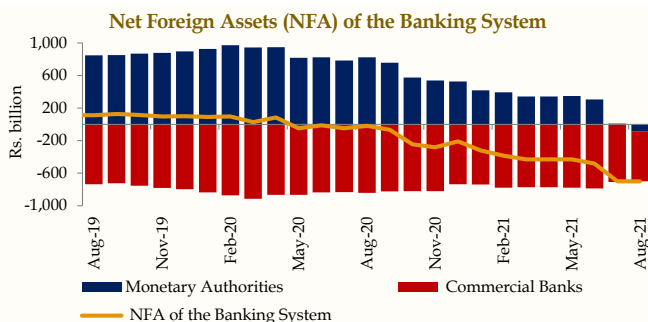
Broad Money M_{2b} - (Monetary Survey)



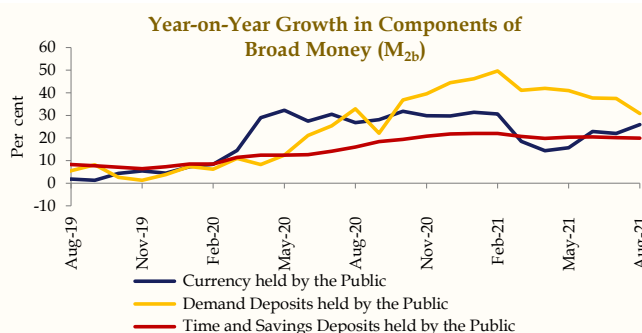
Broad Money (M_{2b})	Aug-21	Jul-21
Year-on-Year growth (%):	21.0	21.1
Monthly Change (Rs. bn):	210.1	138.8



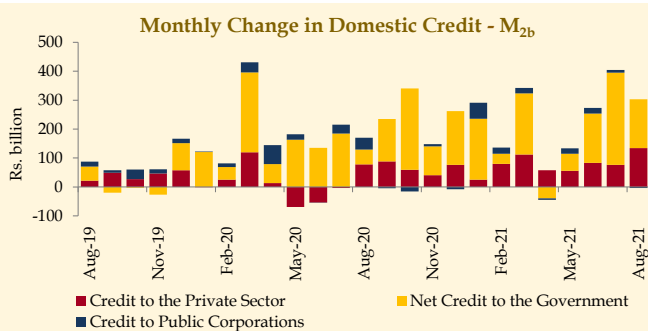
Narrow Money (M_1)	Aug-21	Jul-21
Year-on-Year growth (%):	28.0	28.5
Monthly Change (Rs. bn):	38.2	23.6



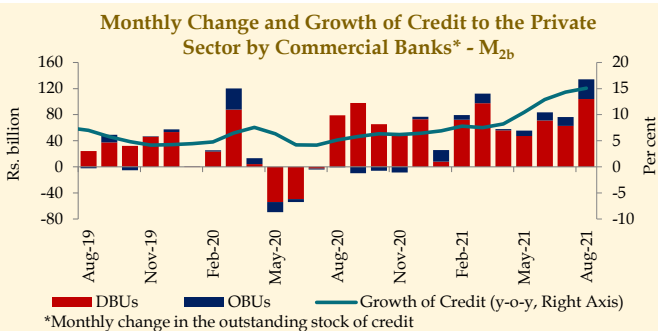
Net Foreign Assets (NFA)	Aug-21	Jul-21
Year-on-Year growth (%):	(3,481.4)	(1,330.2)
Monthly Change (Rs. bn):	(1.6)	(218.0)



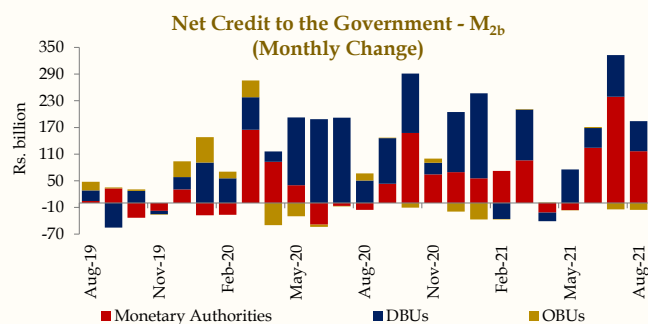
Time and Savings Deposits	Aug-21	Jul-21
Year-on-Year growth (%):	20.0	20.1
Monthly Change (Rs. bn):	171.8	115.2



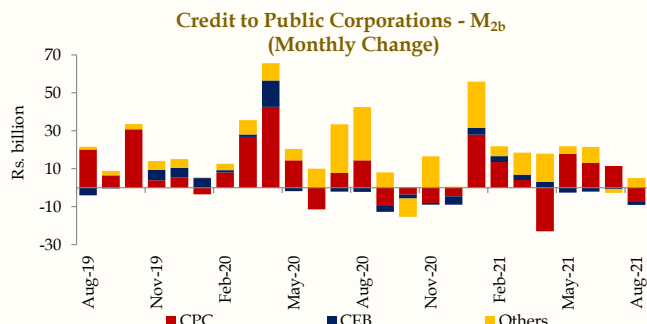
Net Domestic Assets (NDA)	Aug-21	Jul-21
Year-on-Year growth (%):	28.7	28.6
Monthly Change (Rs. bn):	211.6	356.9



Credit to the Private Sector	Aug-21	Jul-21
Year-on-Year growth (%):	15.1	14.3
Monthly Change (Rs. bn):	134.1	76.6

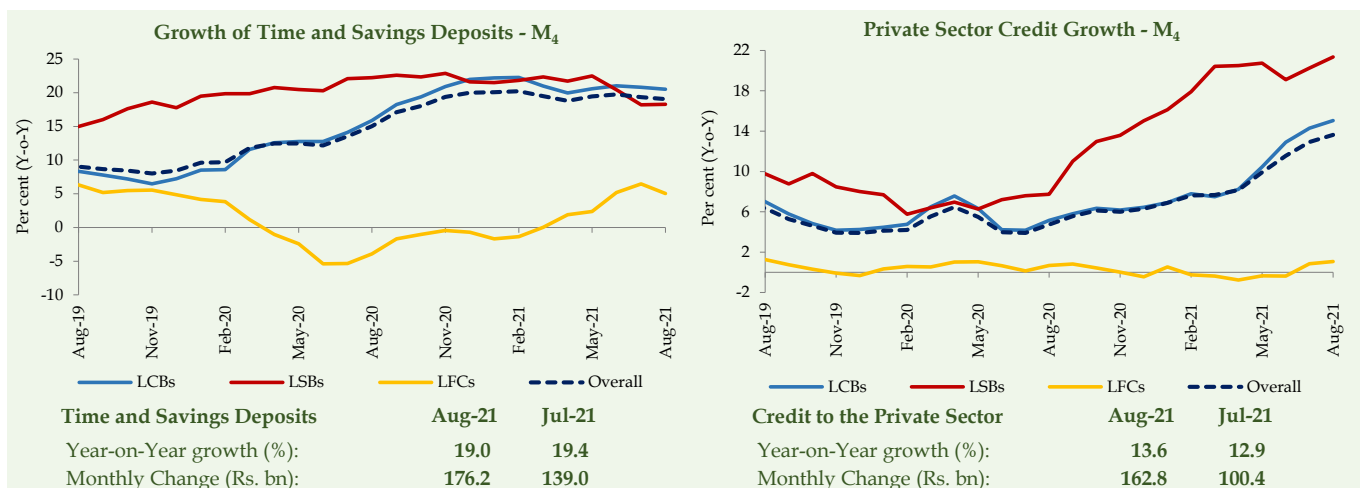
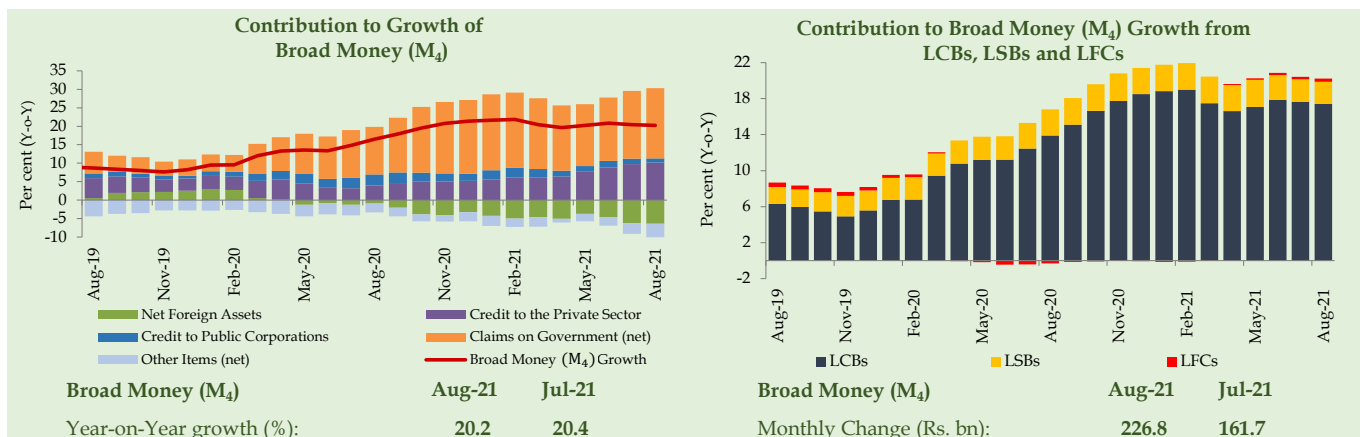


Net Credit to the Government	Aug-21	Jul-21
Year-on-Year growth (%):	48.2	45.7
Monthly Change (Rs. bn):	168.7	318.8



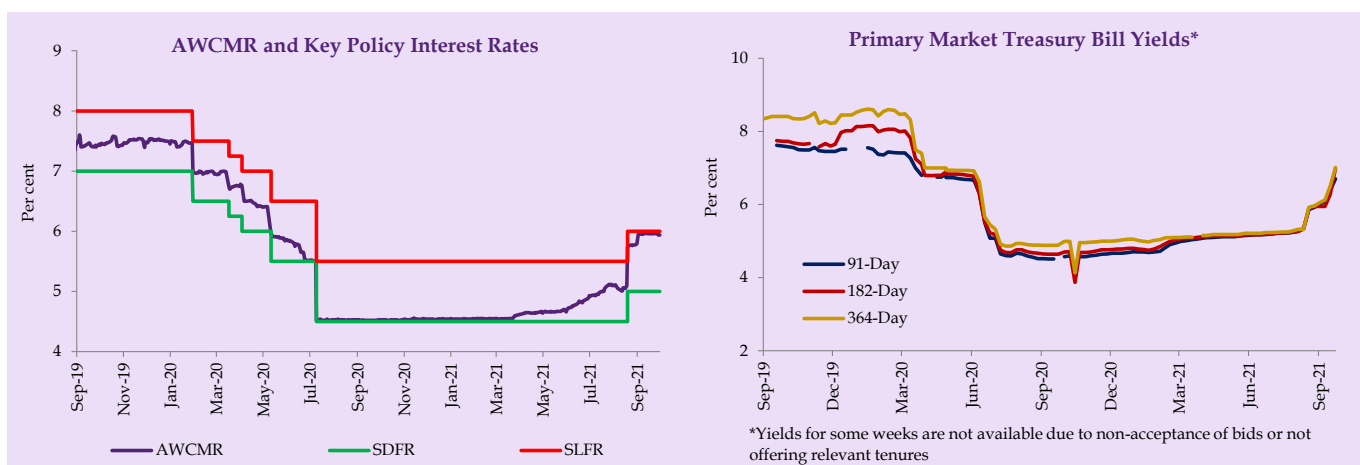
Credit to Public Corporations	Aug-21	Jul-21
Year-on-Year growth (%):	11.1	16.1
Monthly Change (Rs. bn):	(4.0)	8.8

Broad Money M₄ - (Financial Survey)



Interest Rates

Money Market Rates**



End September 2021

AWCMR 5.94 %

Change compared to end of the previous month

15 bps



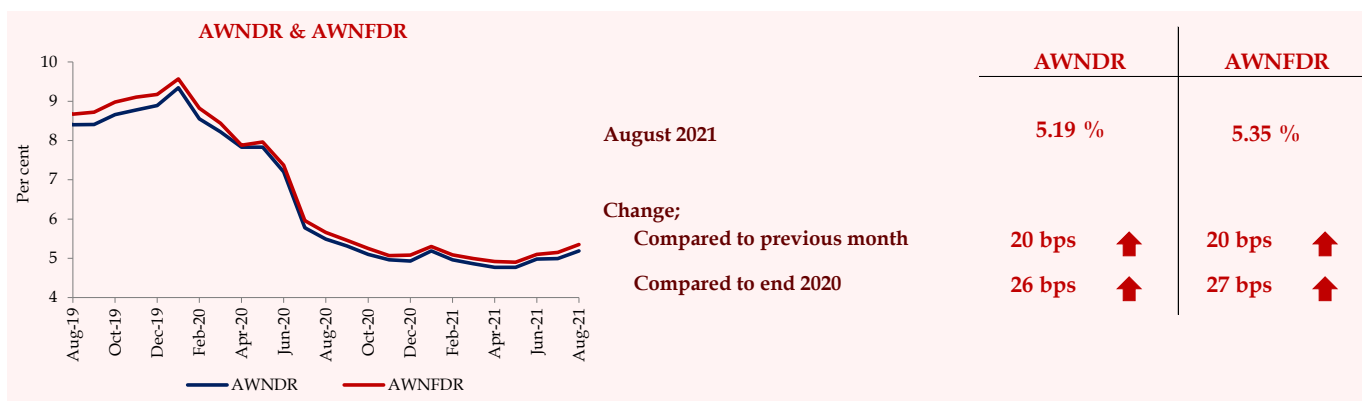
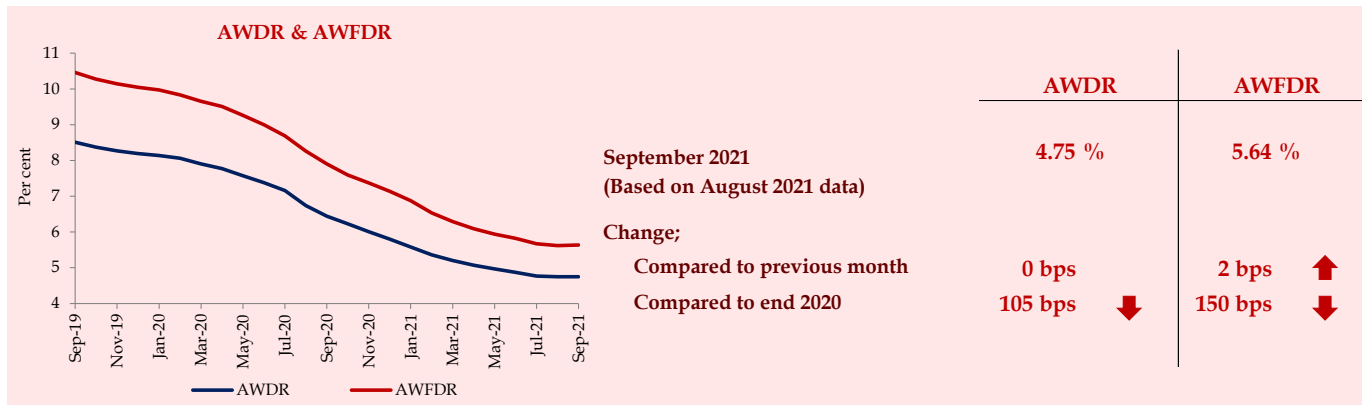
Change compared to end 2020

139 bps

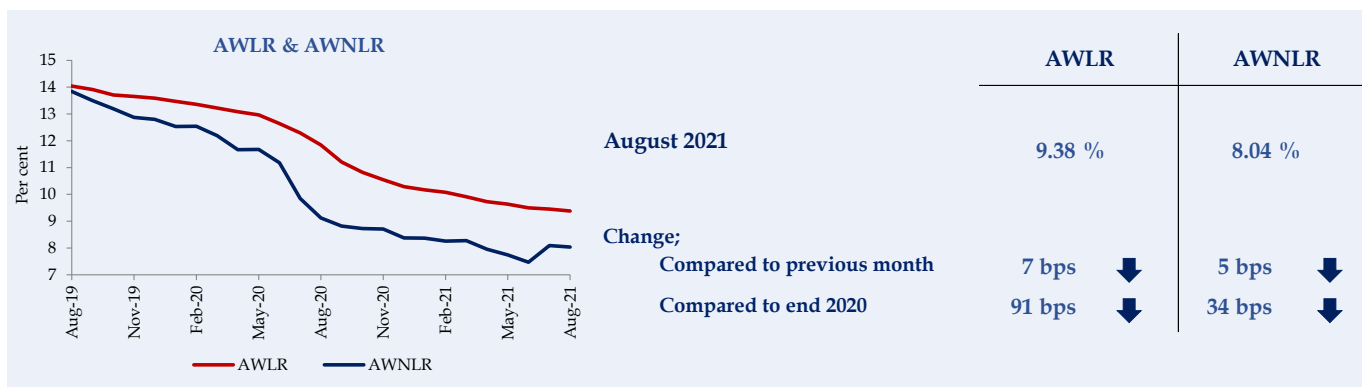
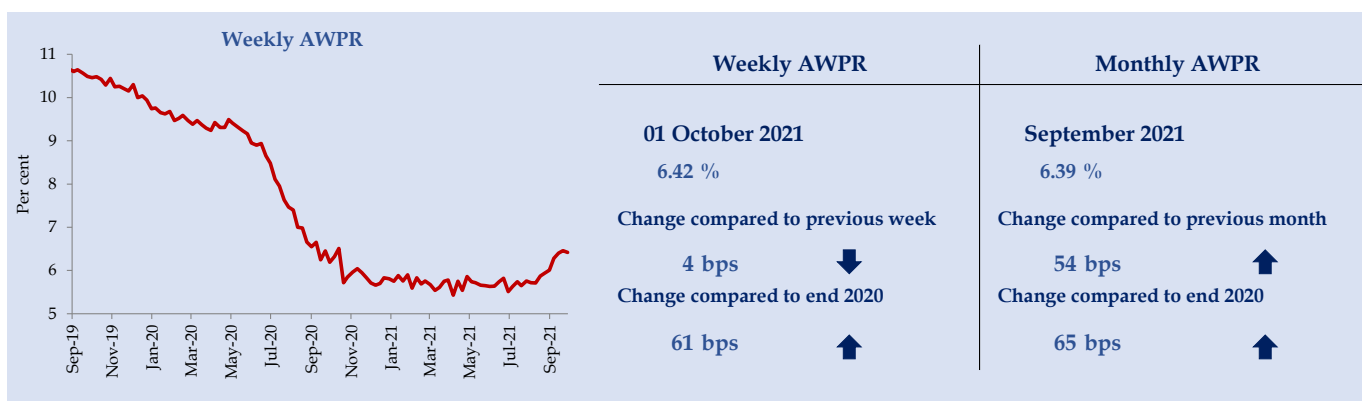


	29 Sep 2021 (%)	Change (Compared to previous month) in bps	Change (Compared to end 2020) in bps
91-Day	6.70	83	201
182-Day	6.99	109	219
364-Day	7.01	108	196

Deposit Rates**



Lending Rates**



* Provisional

** Acronyms

SDFR	Standing Deposit Facility Rate	AWNDR	Average Weighted New Deposit Rate
SLFR	Standing Lending Facility Rate	AWNFDR	Average Weighted New Fixed Deposit Rate
AWCMR	Average Weighted Call Money Rate	AWPR	Average Weighted Prime Lending Rate
AWDR	Average Weighted Deposit Rate	AWLR	Average Weighted Lending Rate
AWFDR	Average Weighted Fixed Deposit Rate	AWNLR	Average Weighted New Lending Rate