

# Money, Credit and Interest Rates Developments

November 2020

Economic Research Department

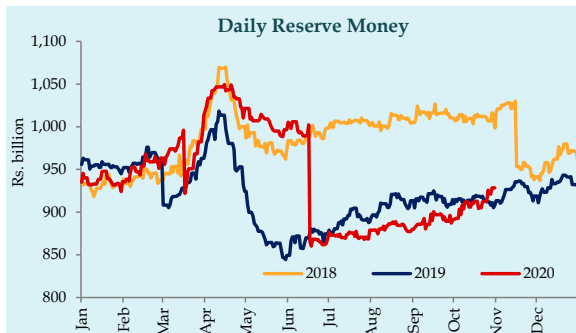
Central Bank of Sri Lanka

Volume 01 Issue 05

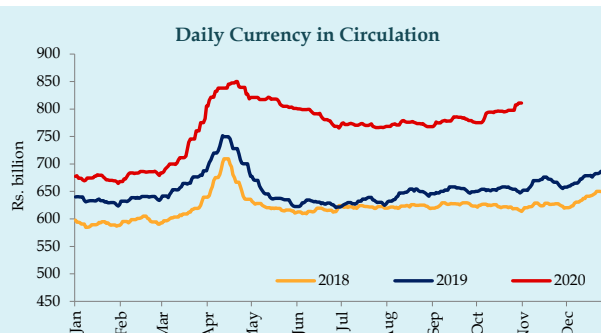


## Money and Credit Aggregates\*

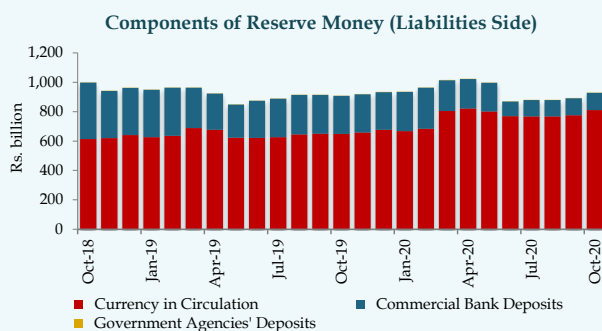
### Reserve Money



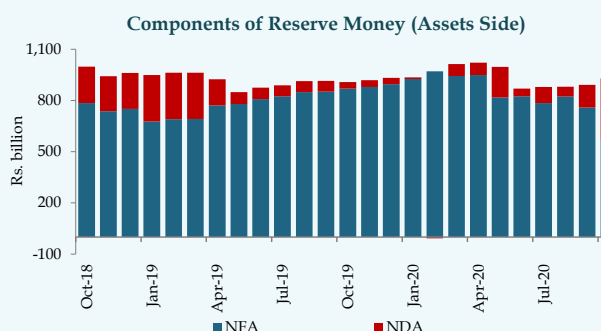
Reserve Money	Oct-20	Sep-20
Year-on-Year growth (%):	2.2	(2.5)
Monthly Change (Rs. Bn):	37.0	11.6



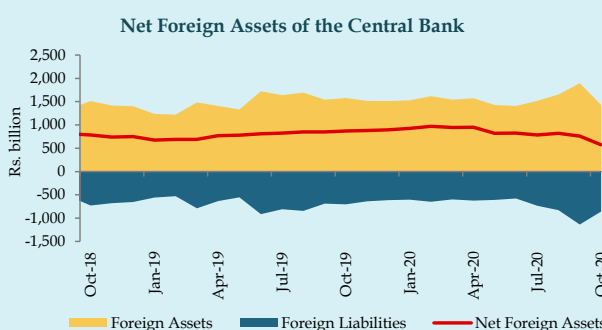
Currency in Circulation	Oct-20	Sep-20
Year-on-Year growth (%):	24.9	19.3
Monthly Change (Rs. Bn):	35.4	7.3



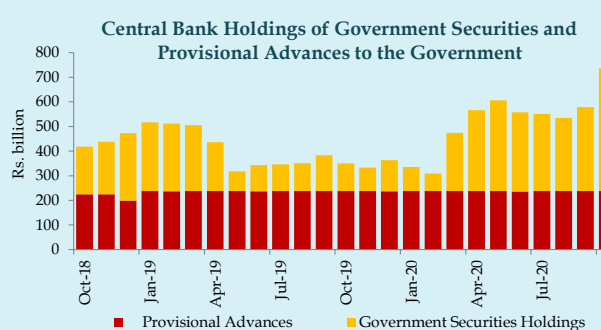
Commercial Bank Deposits	Oct-20	Sep-20
Year-on-Year growth (%):	(54.6)	(56.1)
Monthly Change (Rs. Bn):	1.6	4.3



Net Domestic Assets (NDA)	Oct-20	Sep-20
Year-on-Year growth (%):	806.6	111.0
Monthly Change (Rs. Bn):	221.4	75.4

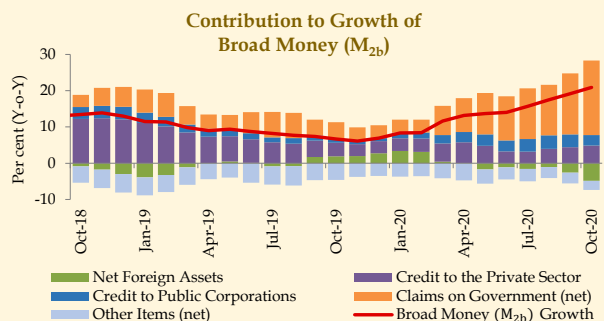


Net Foreign Assets (NFA)	Oct-20	Sep-20
Year-on-Year growth (%):	(34.0)	(10.9)
Monthly Change (Rs. Bn):	(184.4)	(63.9)

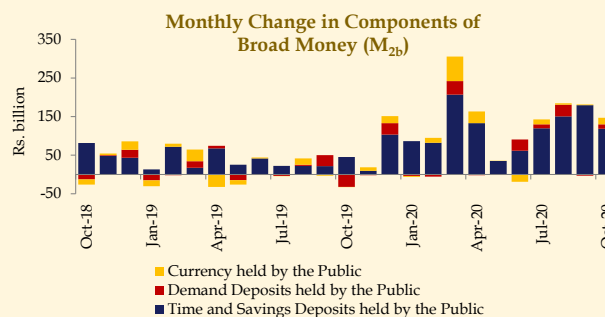


Net Claims on Government	Oct-20	Sep-20
Year-on-Year growth (%):	110.1	50.8
Monthly Change (Rs. Bn):	157.4	43.2

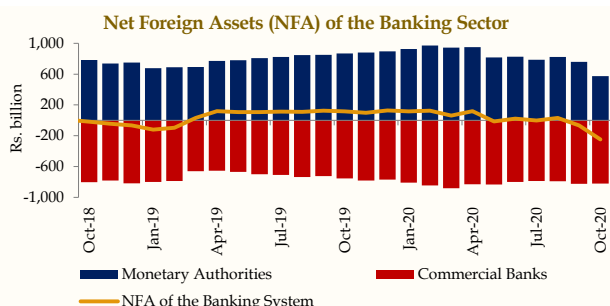
## Broad Money M<sub>2b</sub> - (Monetary Survey)



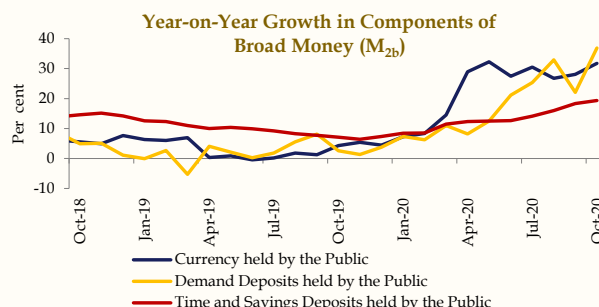
Broad Money (M <sub>2b</sub> )	Oct-20	Sep-20
Year-on-Year growth (%):	20.9	19.2
Monthly Change (Rs. Bn):	147.1	178.4



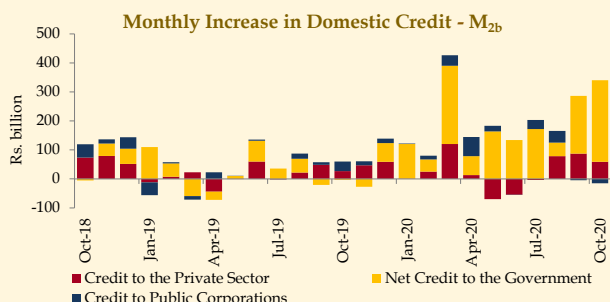
Narrow Money (M <sub>1</sub> )	Oct-20	Sep-20
Year-on-Year growth (%):	33.9	25.4
Monthly Change (Rs. Bn):	28.4	(1.1)



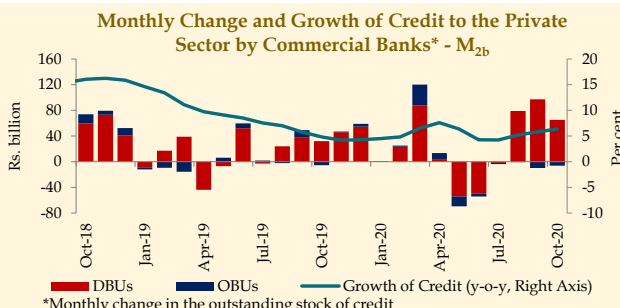
Net Foreign Assets (NFA)	Oct-20	Sep-20
Year-on-Year growth (%):	(313.7)	(151.9)
Monthly Change (Rs. Bn):	(180.7)	(97.6)



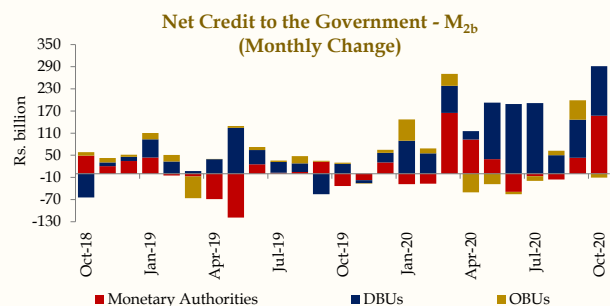
Time and Savings Deposits	Oct-20	Sep-20
Year-on-Year growth (%):	19.4	18.4
Monthly Change (Rs. Bn):	118.7	179.5



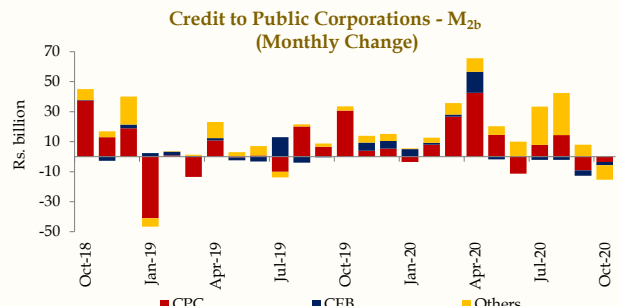
Net Domestic Assets (NDA)	Oct-20	Sep-20
Year-on-Year growth (%):	26.2	22.1
Monthly Change (Rs. Bn):	327.7	276.0



Credit to the Private Sector	Oct-20	Sep-20
Year-on-Year growth (%):	6.4	5.8
Monthly Change (Rs. Bn):	59.2	87.4

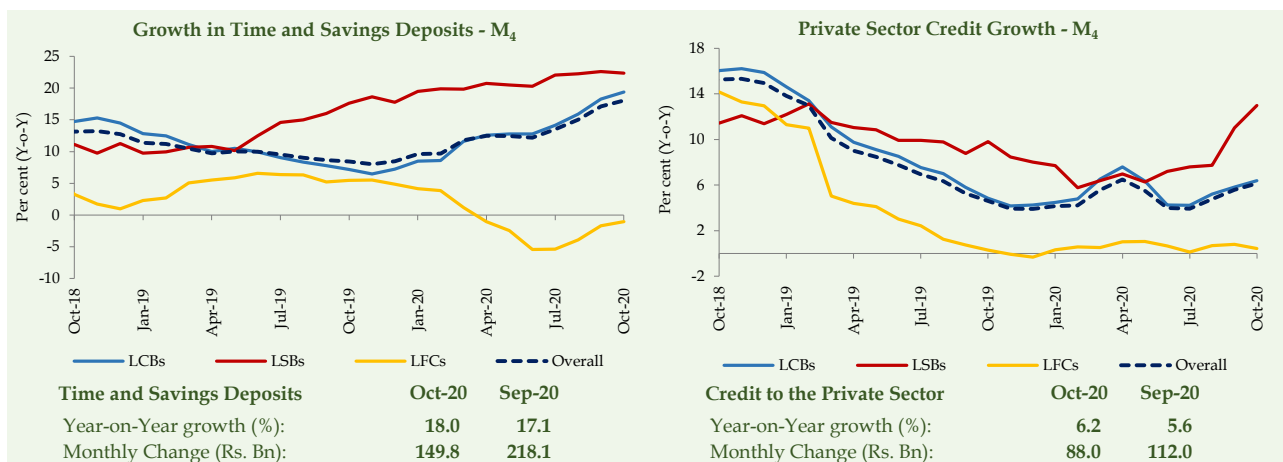
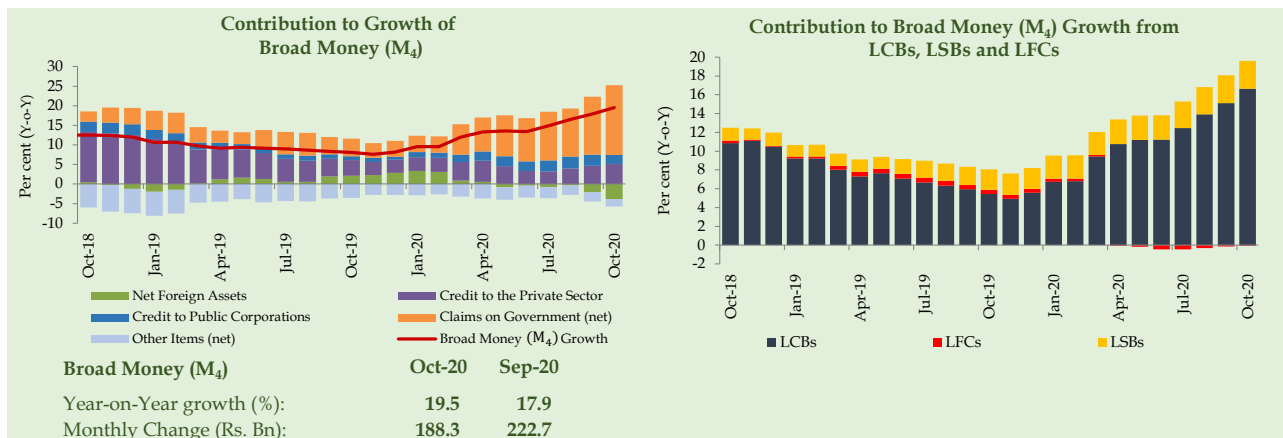


Net Credit to the Government	Oct-20	Sep-20
Year-on-Year growth (%):	56.2	45.7
Monthly Change (Rs. Bn):	281.0	199.1



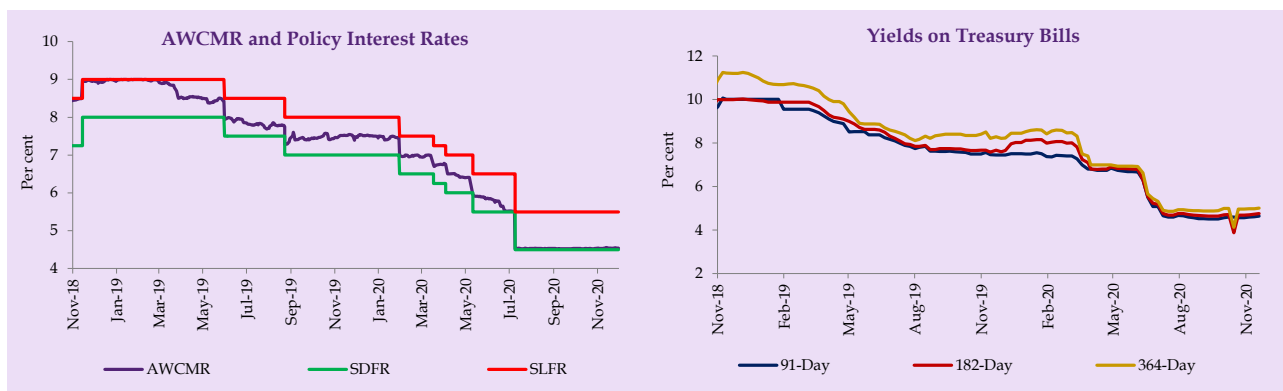
Credit to Public Corporations	Oct-20	Sep-20
Year-on-Year growth (%):	27.1	34.8
Monthly Change (Rs. Bn):	(15.3)	(4.7)

## Broad Money M<sub>4</sub> - (Financial Survey)



## Interest Rates

### Money Market Rates\*\*



End November 2020

**AWCMR 4.54 %**

Change compared to end of the previous month

1 bps



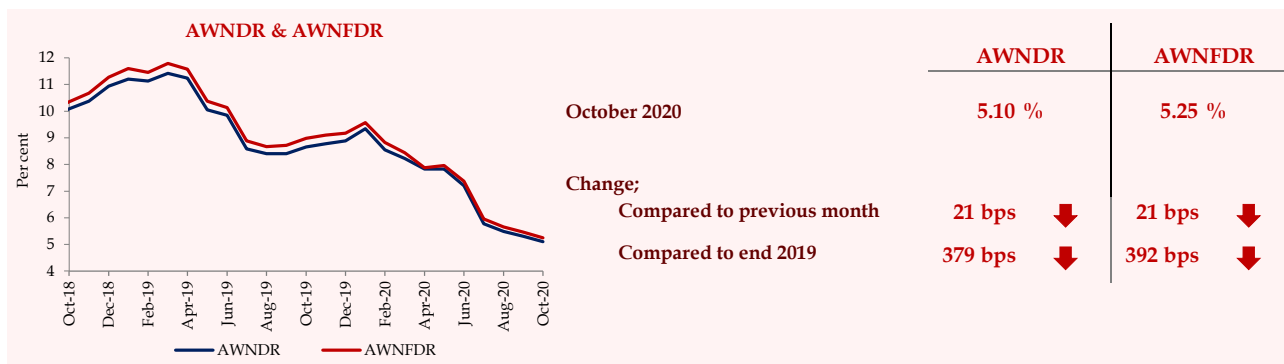
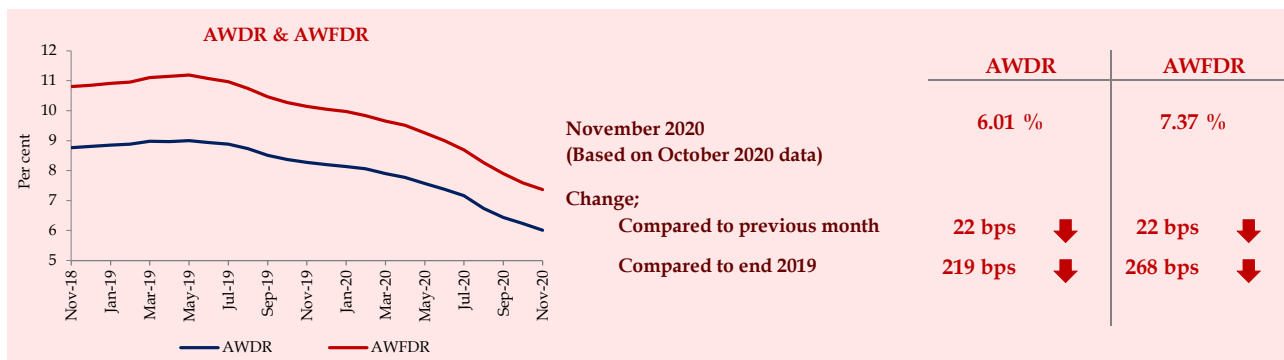
Change compared to end 2019

291 bps

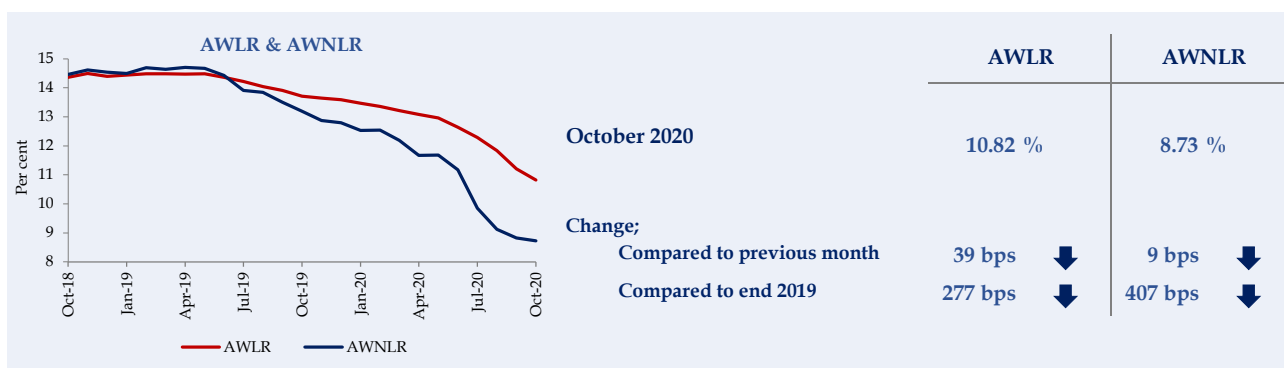
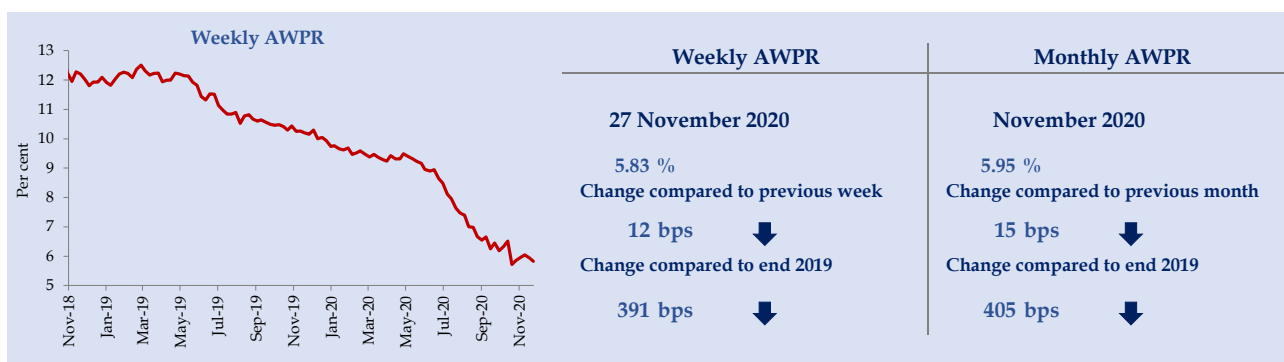


	25 Nov 2020 (%)	Change (Compared to previous month) in bps	Change (so far in 2020 from end Dec 19) in bps
91-Day	4.64	7	-287
182-Day	4.76	7	-326
364-Day	5.00	4	-345

## Deposit Rates\*\*



## Lending Rates\*\*



\* Provisional

\*\*Acronyms

AWCMR	Average Weighted Call Money Rate	AWNFR	Average Weighted New Fixed Deposit Rate
AWDR	Average Weighted Deposit Rate	AWPR	Average Weighted Prime Lending Rate
AWFDR	Average Weighted Fixed Deposit Rate	AWLR	Average Weighted Lending Rate
AWNDR	Average Weighted New Deposit Rate	AWNLR	Average Weighted New Lending Rate