

Money, Credit and Interest Rate Developments

July 2022

Economic Research Department
Central Bank of Sri Lanka

Volume 03 Issue 07

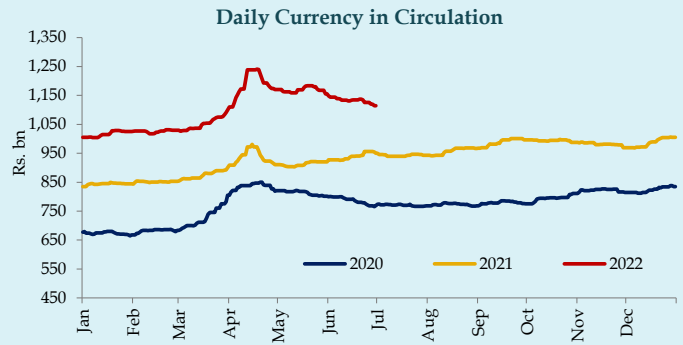


Money and Credit Aggregates*

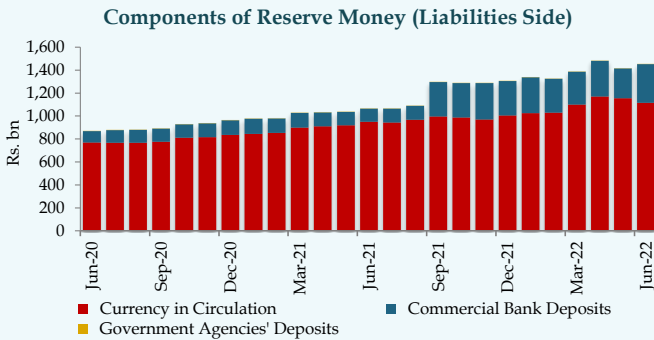
Reserve Money**



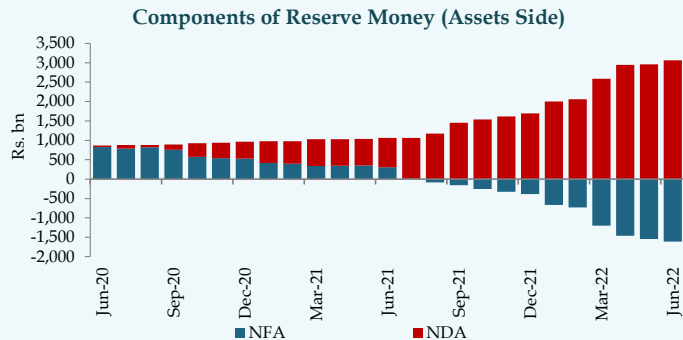
Reserve Money	Jun-22	May-22
Year-on-Year growth (%):	36.4	36.6
Monthly Change (Rs. bn):	37.7	(67.0)



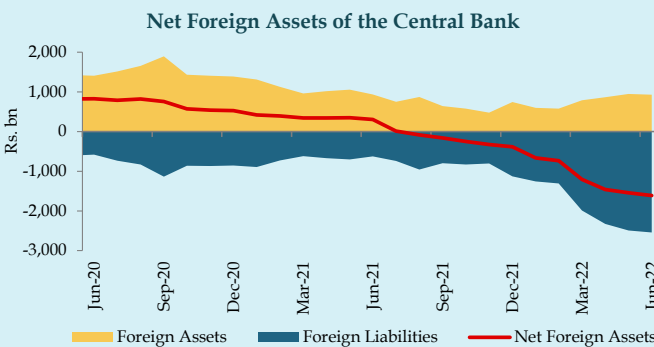
Currency in Circulation	Jun-22	May-22
Year-on-Year growth (%):	17.3	25.6
Monthly Change (Rs. bn):	(40.9)	(15.0)



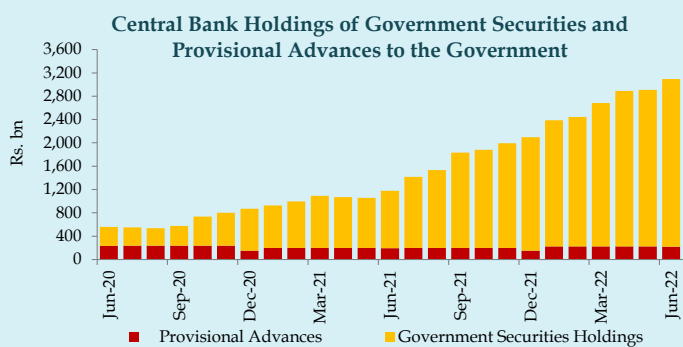
Commercial Bank Deposits	Jun-22	May-22
Year-on-Year growth (%):	193.9	124.1
Monthly Change (Rs. bn):	78.7	(52.0)



Net Domestic Assets (NDA)	Jun-22	May-22
Year-on-Year growth (%):	304.1	331.1
Monthly Change (Rs. bn):	103.9	17.3

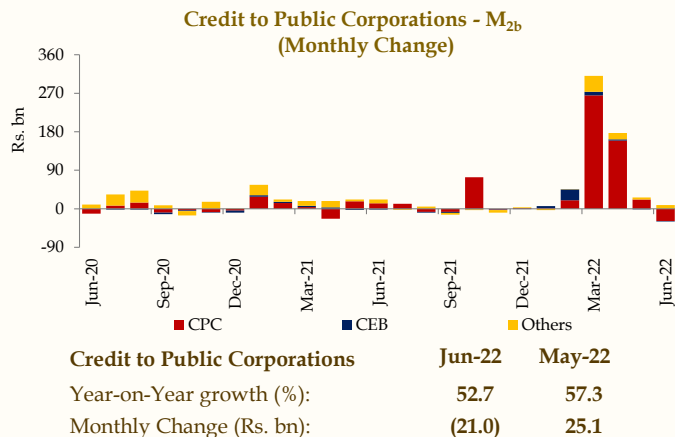
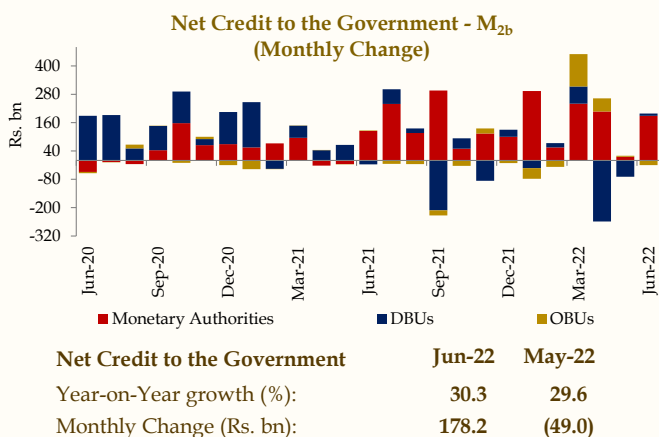
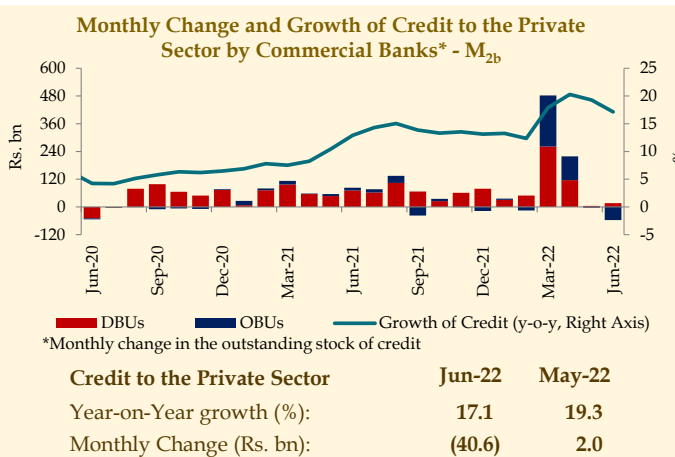
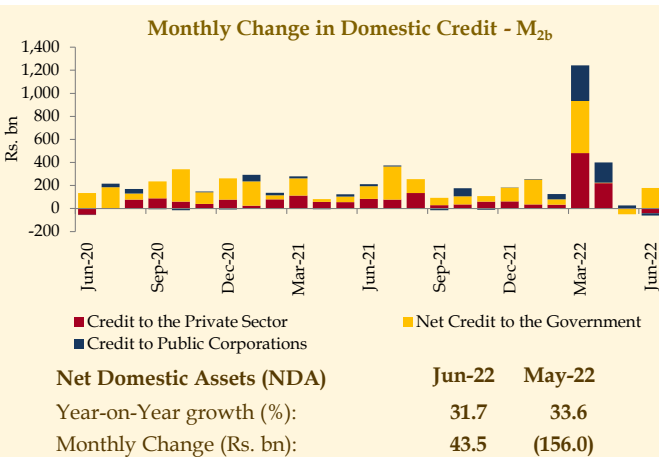
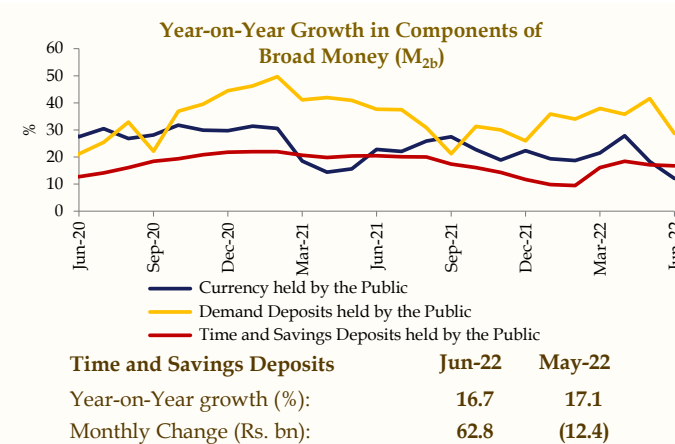
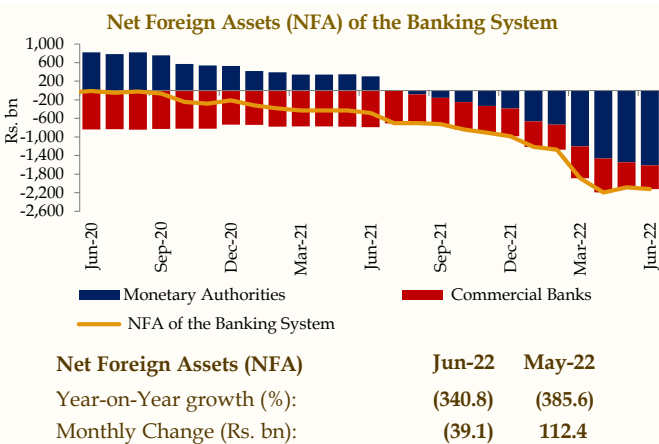
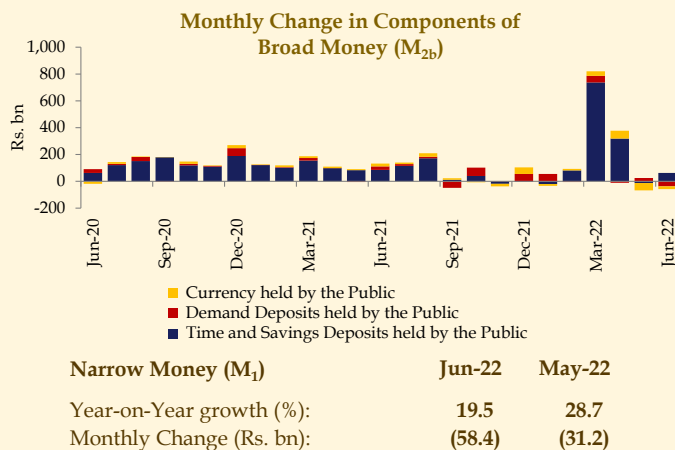
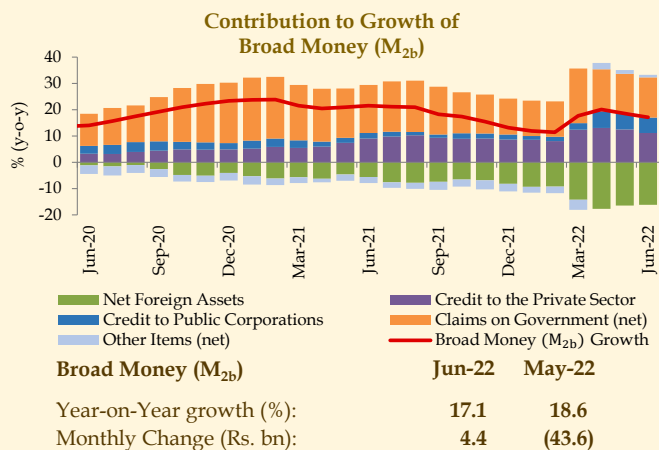


Net Foreign Assets (NFA)	Jun-22	May-22
Year-on-Year growth (%):	(626.1)	(543.0)
Monthly Change (Rs. bn):	(66.2)	(84.3)

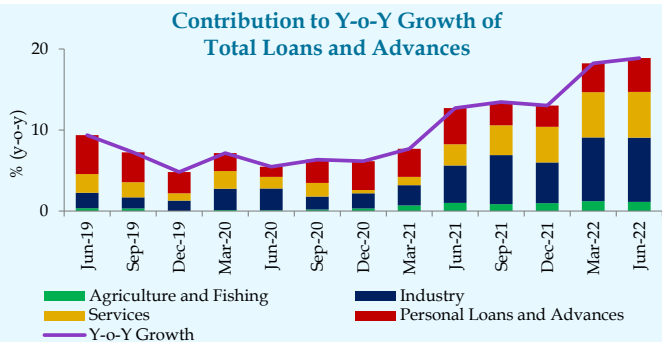


Net Claims on Government	Jun-22	May-22
Year-on-Year growth (%):	162.5	175.4
Monthly Change (Rs. bn):	189.3	15.4

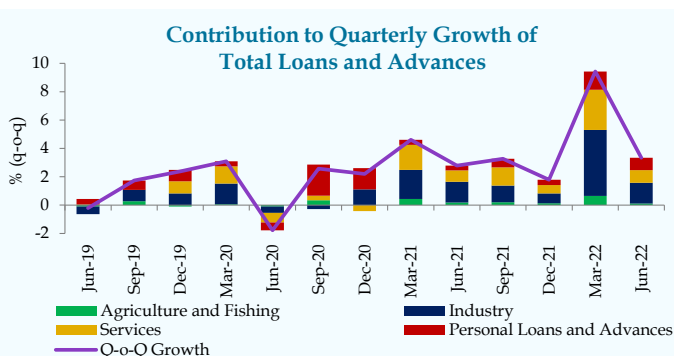
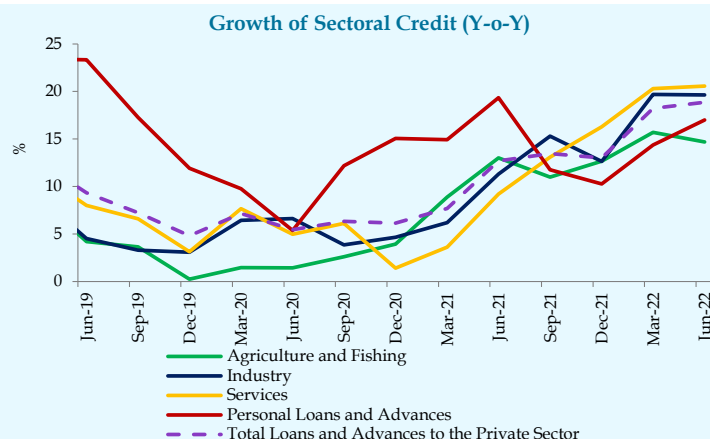
Broad Money M_{2b} - (Monetary Survey)**



Sectoral Distribution of Loans and Advances - (Quarterly Survey)**



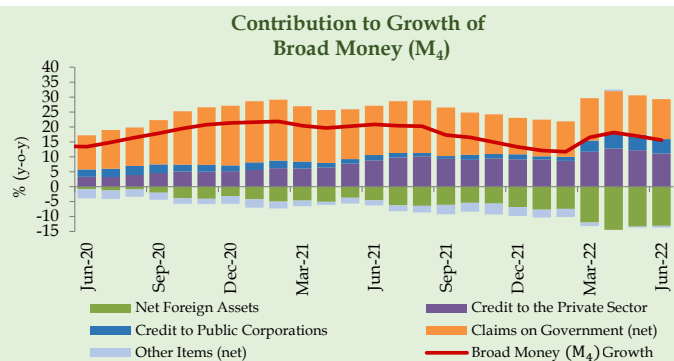
Total Loans and Advances *	Jun-22	Mar-22
Year-on-Year growth (%):	18.9	18.2
Quarterly Change (Rs. bn):	263.8	679.4



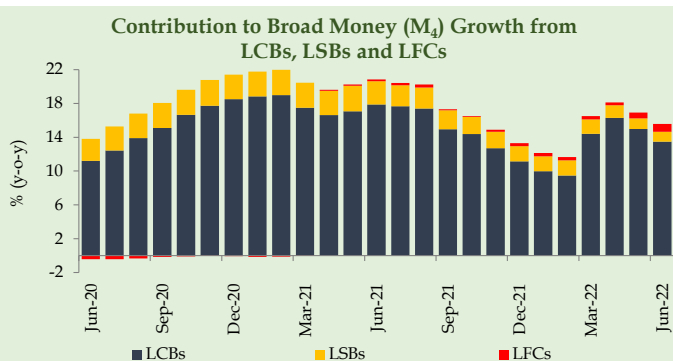
	Jun-22	Mar-22
Agriculture and Fishing		
Year-on-Year growth (%):	14.7	15.7
Quarterly Change (Rs. bn):	9.4	46.4
Industry		
Year-on-Year growth (%):	19.6	19.7
Quarterly Change (Rs. bn):	115.3	336.1
Services		
Year-on-Year growth (%):	20.6	20.3
Quarterly Change (Rs. bn):	69.2	204.1
Personal Loans and Advances		
Year-on-Year growth (%):	17.0	14.4
Quarterly Change (Rs. bn):	70.0	92.8

* Total credit to the private sector as per the Quarterly Survey differs from that in the monthly Monetary Survey due to differences in the compilation methodologies.

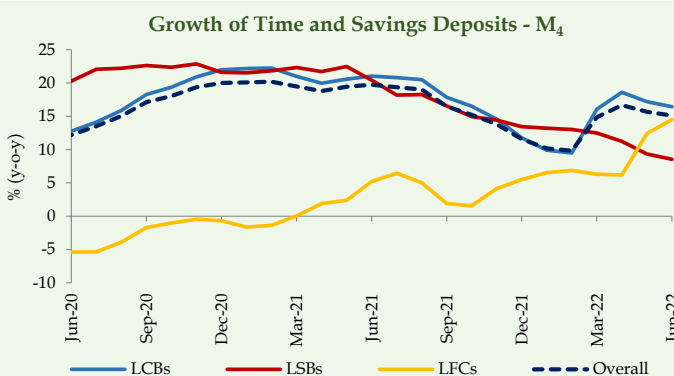
Broad Money M₄ - (Financial Survey)**



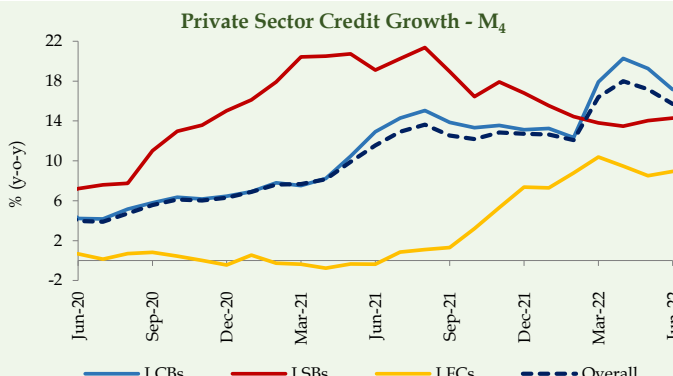
Broad Money (M ₄)	Jun-22	May-22
Year-on-Year growth (%):	15.6	16.9



Broad Money (M ₄)	Jun-22	May-22
Monthly Change (Rs. bn):	(4.8)	(16.2)



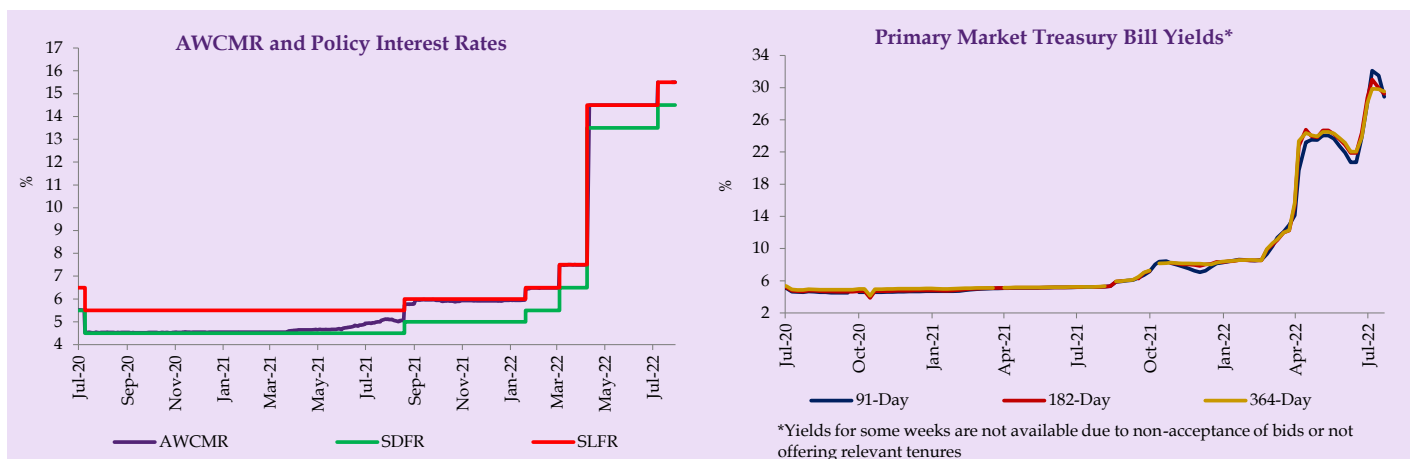
Time and Savings Deposits	Jun-22	May-22
Year-on-Year growth (%):	15.1	15.7
Monthly Change (Rs. bn):	56.8	20.4



Credit to the Private Sector	Jun-22	May-22
Year-on-Year growth (%):	15.7	17.2
Monthly Change (Rs. bn):	(41.5)	(1.7)

Interest Rates

Money Market Rates***

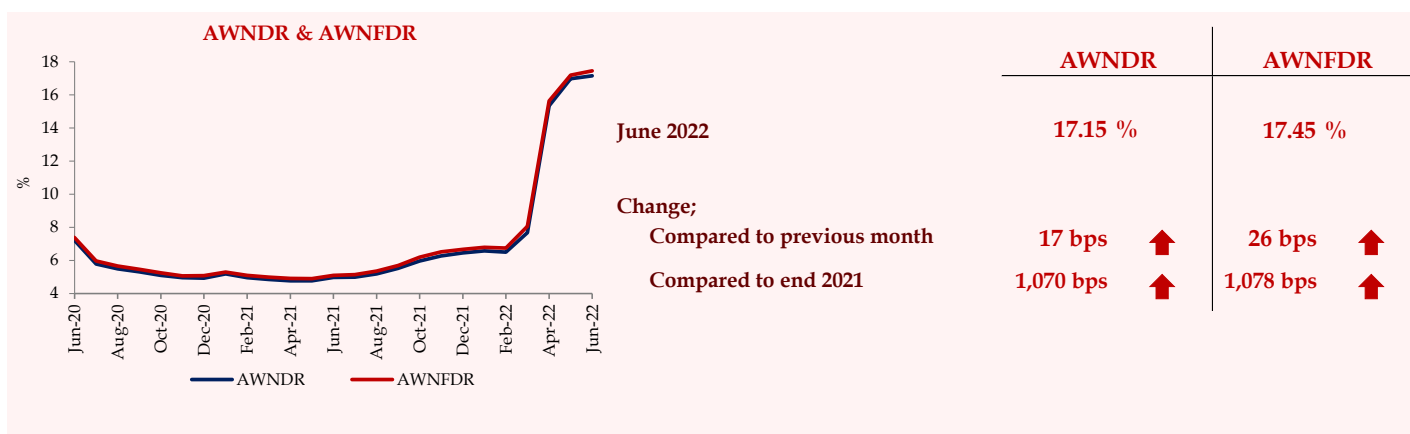
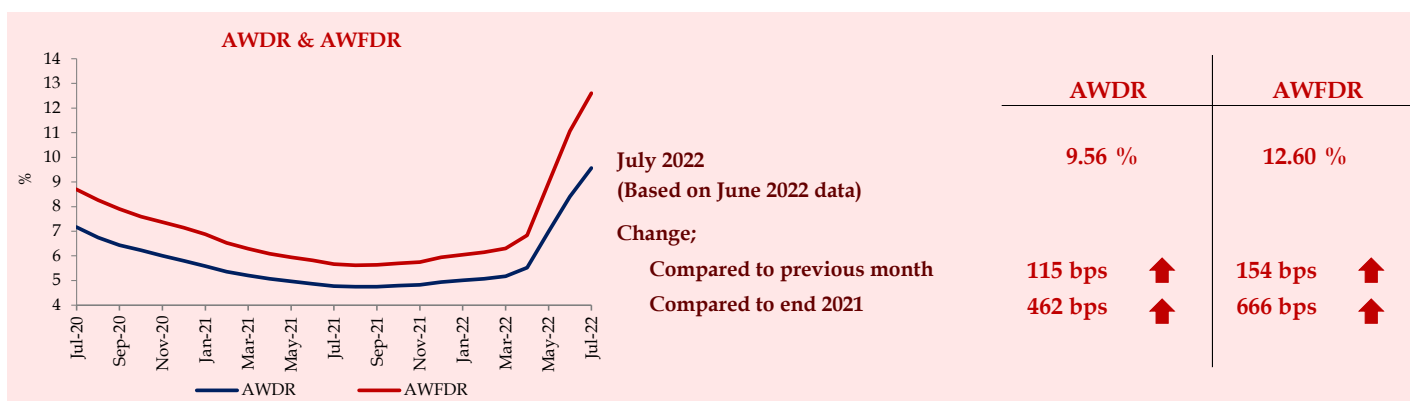


End July 2022

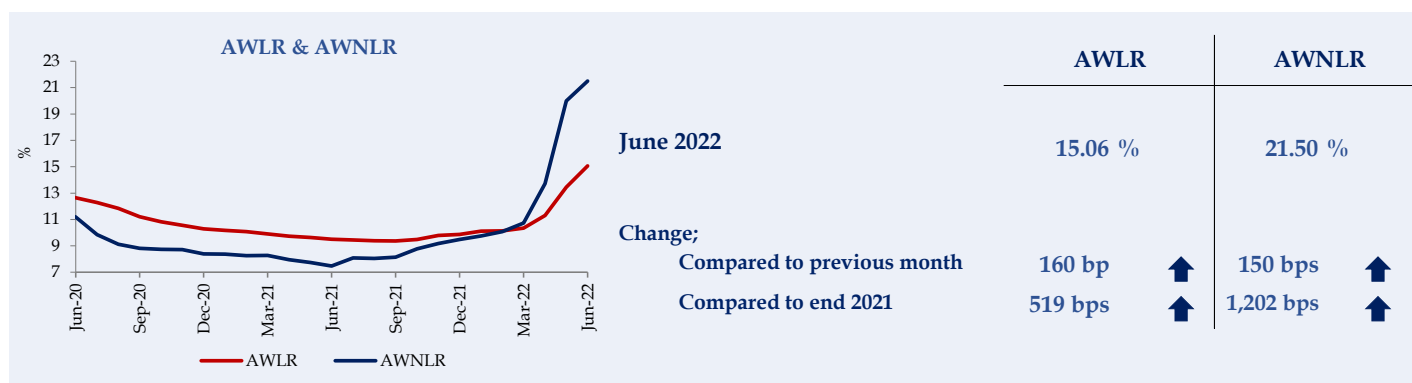
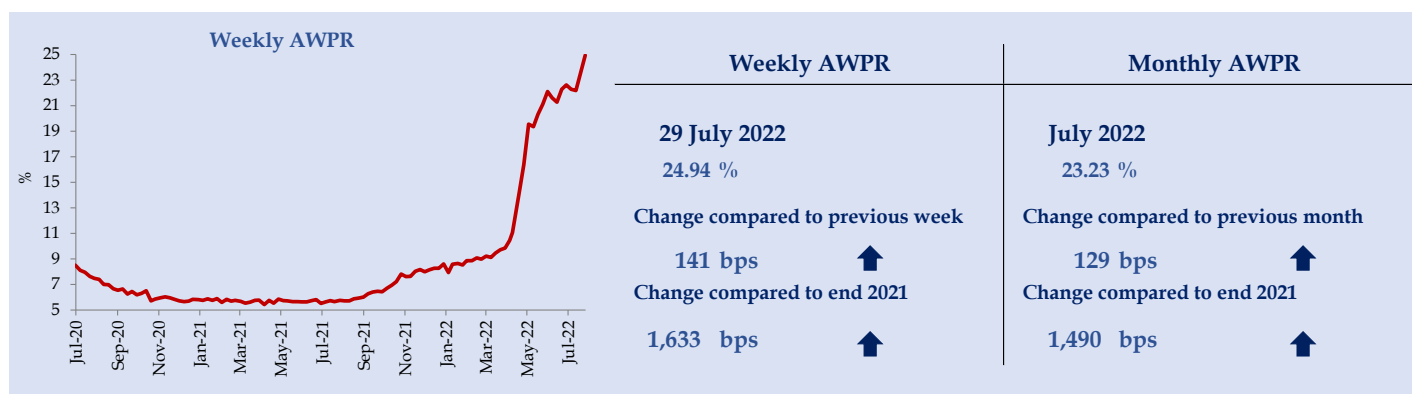
AWCMR 15.50 %
 Change compared to end of the previous month
 100 bp ↑
 Change compared to end 2021
 955 bp ↑

	27 Jul 2022 (%)	Change (Compared to previous month) in bps	Change (Compared to end 2021) in bps
91-Day	28.86	501	2,070
182-Day	29.24	484	2,091
364-Day	29.53	569	2,129

Deposit Rates***



Lending Rates***



* Provisional

** The sharp depreciation of the Sri Lanka rupee during March to May 2022 remains the key reason for the augmentation of monetary and credit aggregates during that period.

*** Acronyms

SDFR	Standing Deposit Facility Rate	AWNDR	Average Weighted New Deposit Rate
SLFR	Standing Lending Facility Rate	AWNFDNR	Average Weighted New Fixed Deposit Rate
AWCMR	Average Weighted Call Money Rate	AWPR	Average Weighted Prime Lending Rate
AWDR	Average Weighted Deposit Rate	AWLR	Average Weighted Lending Rate
AWFDR	Average Weighted Fixed Deposit Rate	AWNLR	Average Weighted New Lending Rate