

Money, Credit and Interest Rate Developments

January 2023

Economic Research Department

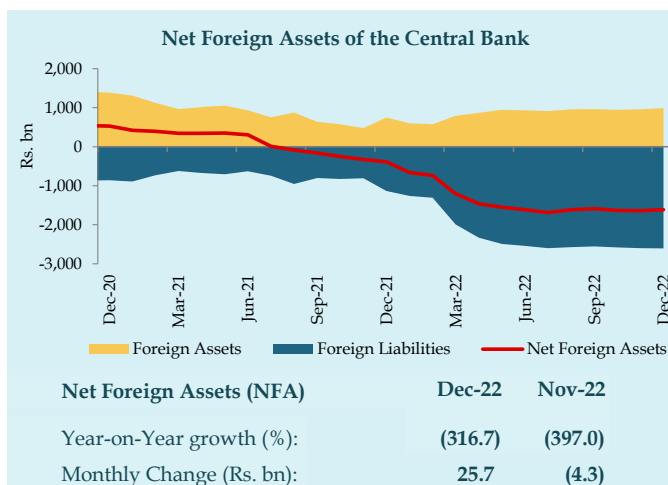
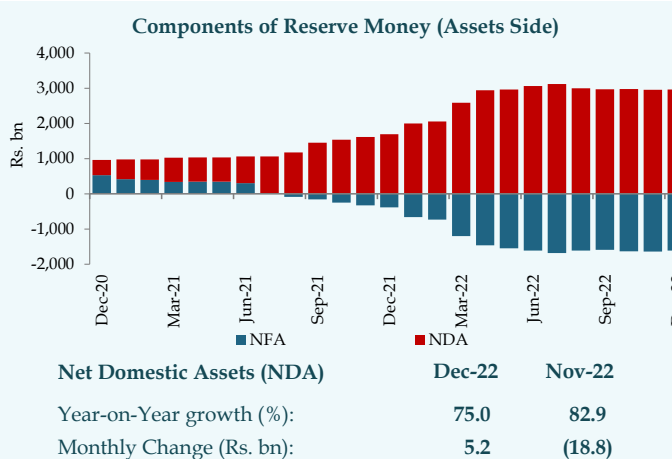
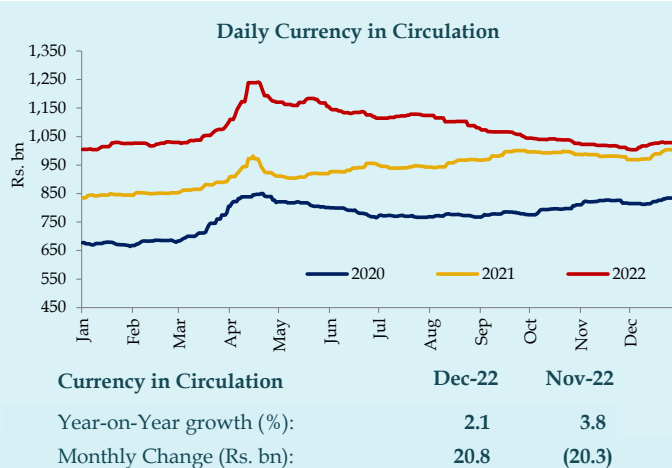
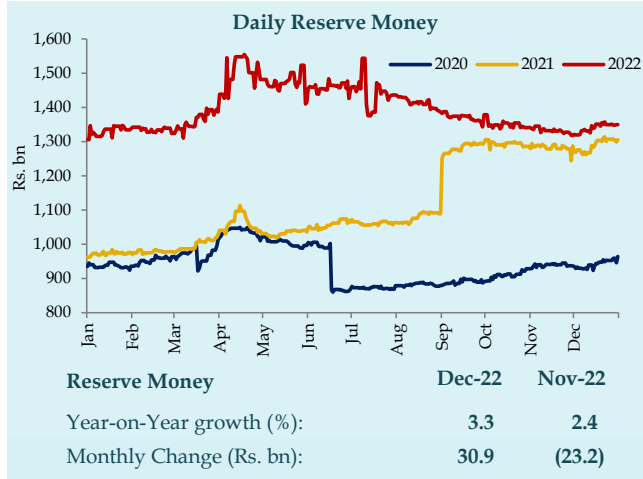
Central Bank of Sri Lanka

Volume 04 Issue 01

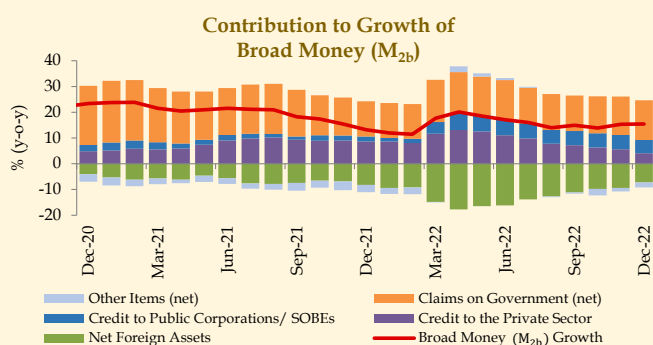


Money and Credit Aggregates*

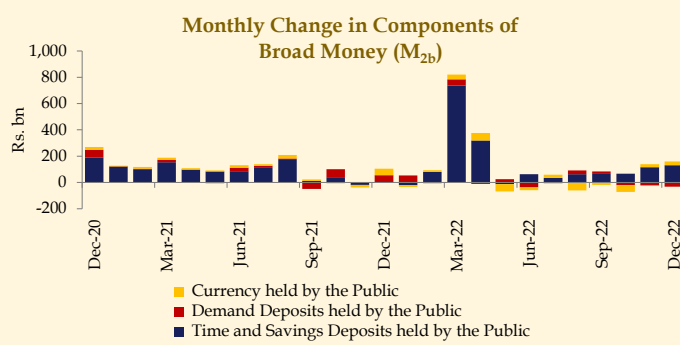
Reserve Money**



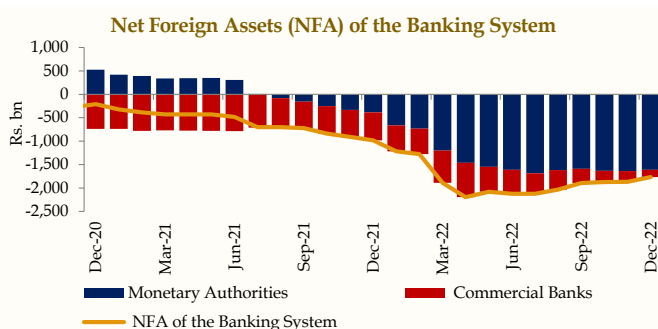
Broad Money M_{2b} - (Monetary Survey)**



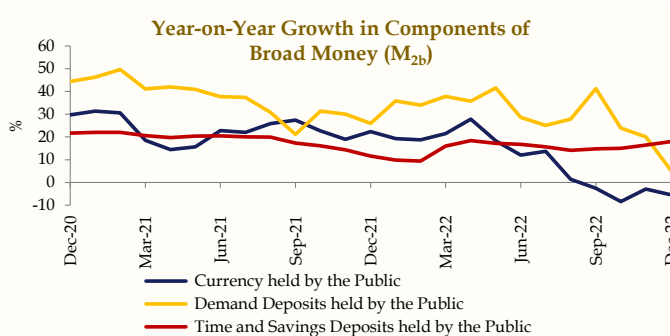
Broad Money (M_{2b})	Dec-22	Nov-22
Year-on-Year growth (%):	15.4	15.3
Monthly Change (Rs. bn):	126.7	117.2



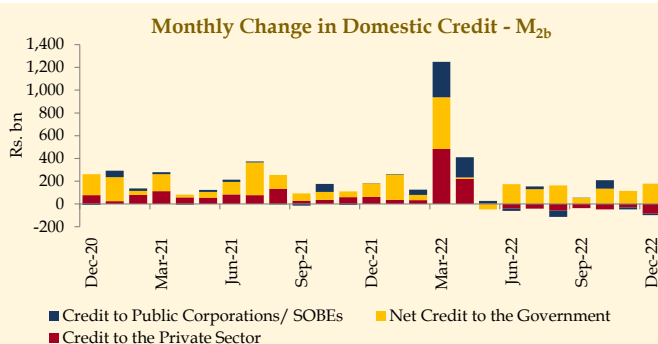
Narrow Money (M_1)	Dec-22	Nov-22
Year-on-Year growth (%):	(0.4)	7.6
Monthly Change (Rs. bn):	(4.4)	1.3



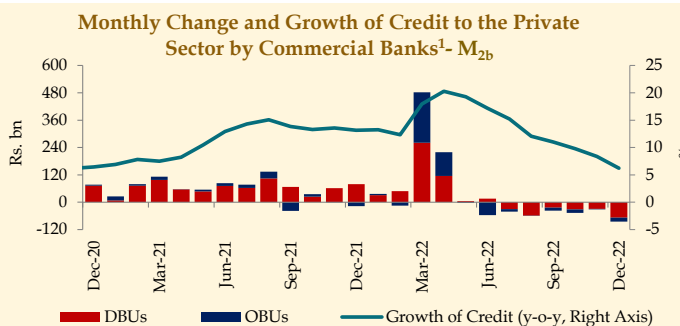
Net Foreign Assets (NFA)	Dec-22	Nov-22
Year-on-Year growth (%):	(79.9)	(106.3)
Monthly Change (Rs. bn):	103.2	3.2



Time and Savings Deposits	Dec-22	Nov-22
Year-on-Year growth (%):	17.9	16.5
Monthly Change (Rs. bn):	131.1	115.9

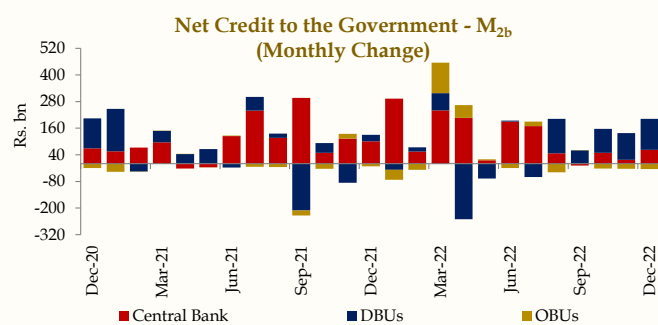


Net Domestic Assets (NDA)	Dec-22	Nov-22
Year-on-Year growth (%):	20.9	22.5
Monthly Change (Rs. bn):	23.5	114.0

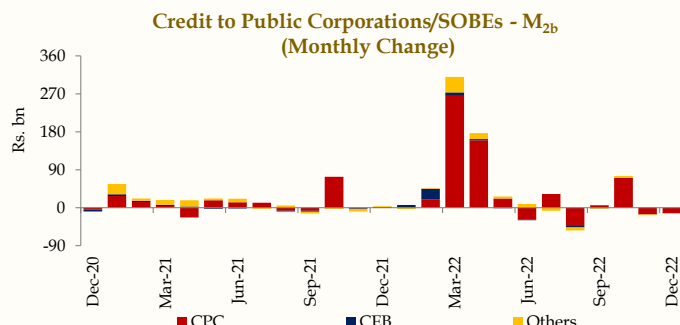


¹ Monthly change in the outstanding stock of credit

Credit to the Private Sector	Dec-22	Nov-22
Year-on-Year growth (%):	6.2	8.4
Monthly Change (Rs. bn):	(85.1)	(30.9)

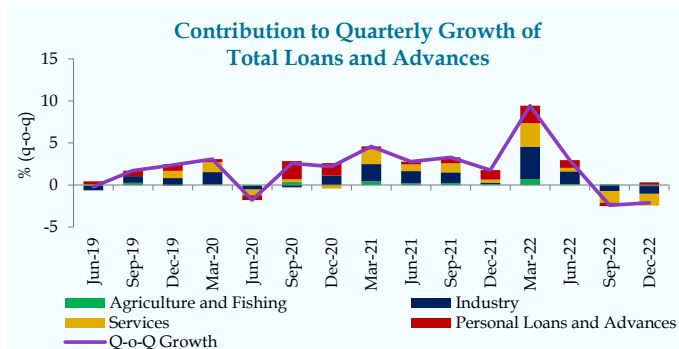
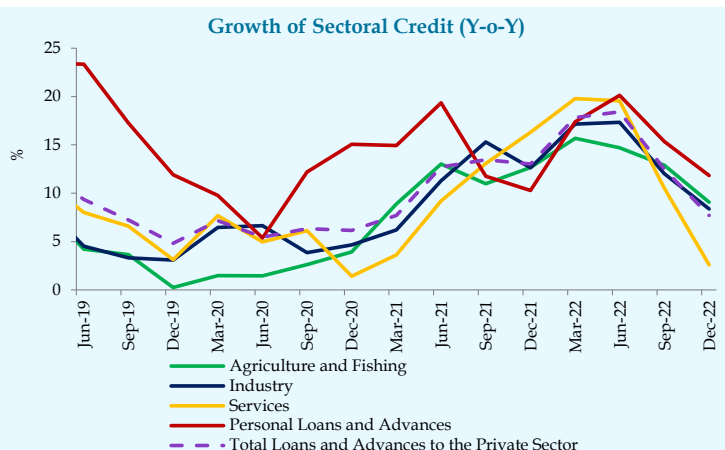
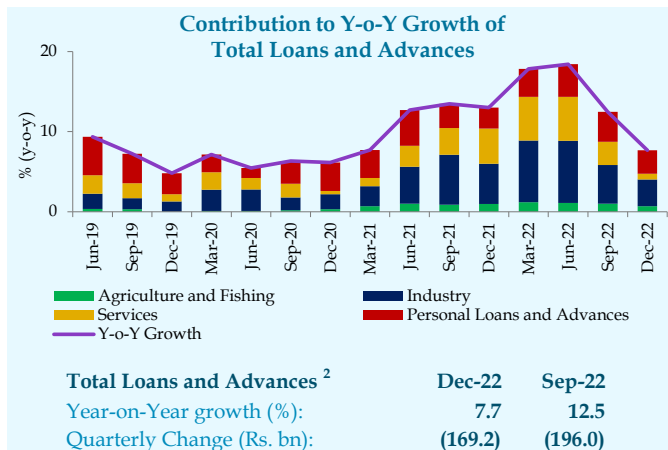


Net Credit to the Government	Dec-22	Nov-22
Year-on-Year growth (%):	28.1	27.6
Monthly Change (Rs. bn):	178.5	114.2



Credit to Public Corporations/ SOBEs	Dec-22	Nov-22
Year-on-Year growth (%):	47.0	48.6
Monthly Change (Rs. bn):	(13.3)	(17.4)

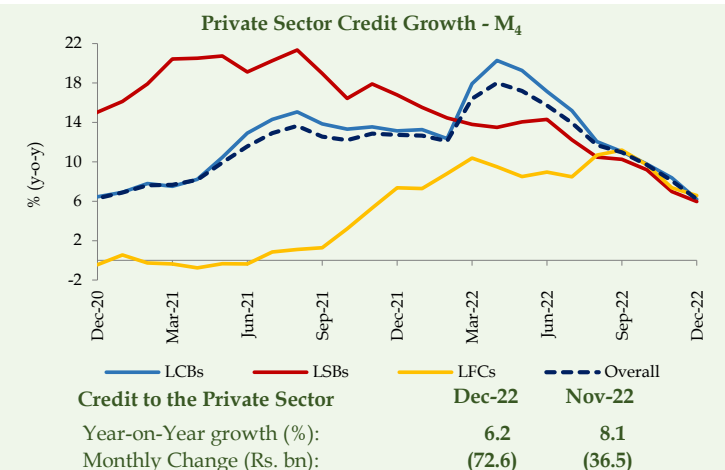
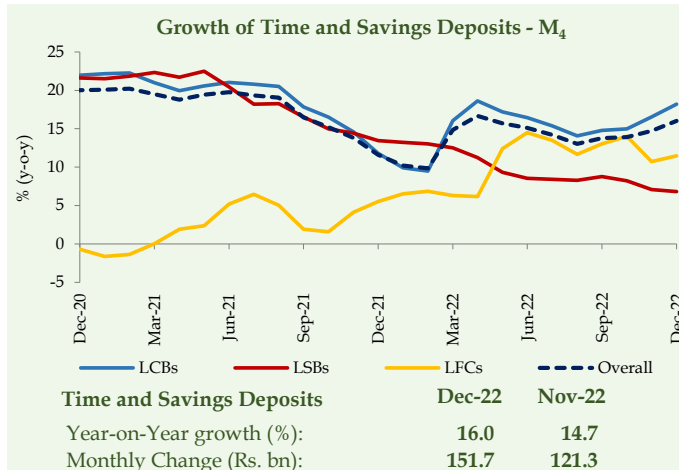
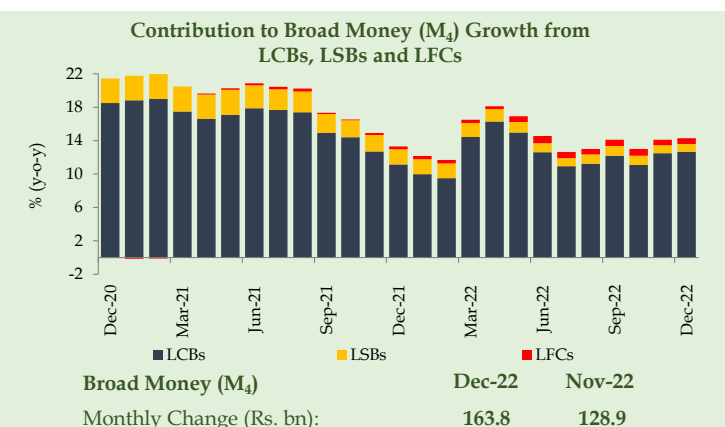
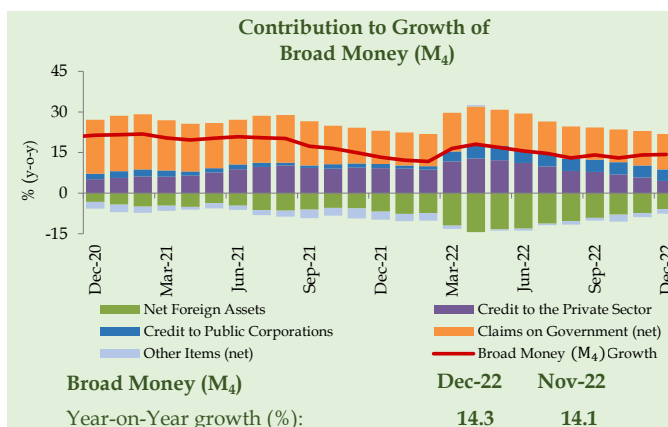
Sectoral Distribution of Loans and Advances - (Quarterly Survey)**



	Dec-22	Sep-22
Agriculture and Fishing		
Year-on-Year growth (%):	9.1	12.9
Quarterly Change (Rs. bn):	(12.2)	6.3
Industry		
Year-on-Year growth (%):	8.4	12.0
Quarterly Change (Rs. bn):	(85.5)	(58.4)
Services		
Year-on-Year growth (%):	2.6	10.5
Quarterly Change (Rs. bn):	(101.3)	(112.5)
Personal Loans and Advances		
Year-on-Year growth (%):	11.8	15.3
Quarterly Change (Rs. bn):	29.8	(31.4)

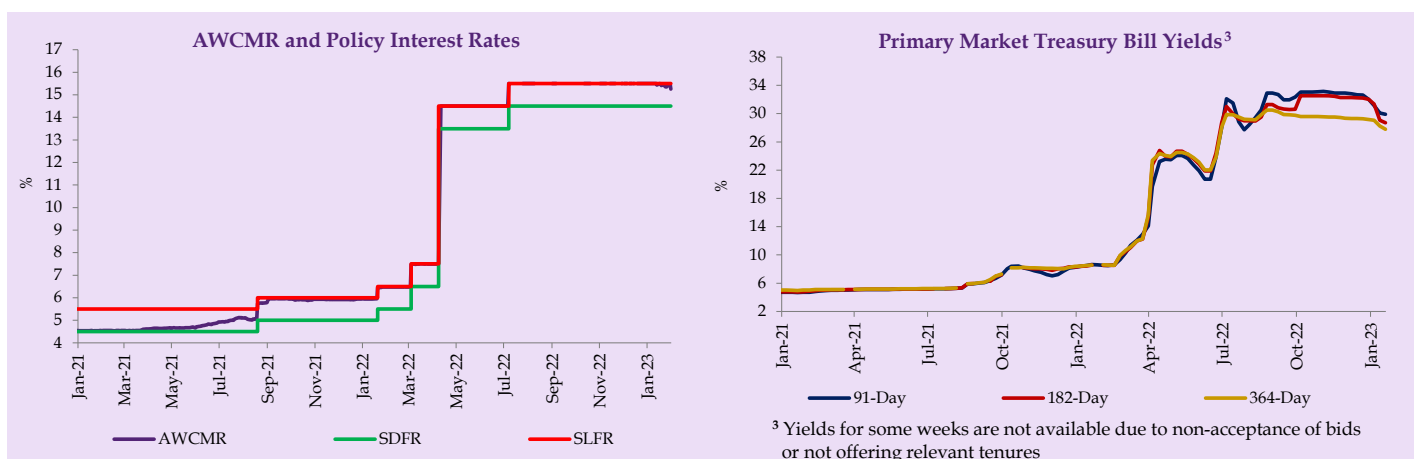
² Total credit to the private sector as per the Quarterly Survey differs from that in the monthly Monetary Survey due to differences in the compilation methodologies.

Broad Money M₄ - (Financial Survey)**



Interest Rates

Money Market Rates***



³ Yields for some weeks are not available due to non-acceptance of bids or not offering relevant tenures

End January 2023

AWCMR 15.26 %

Change compared to end of the previous month

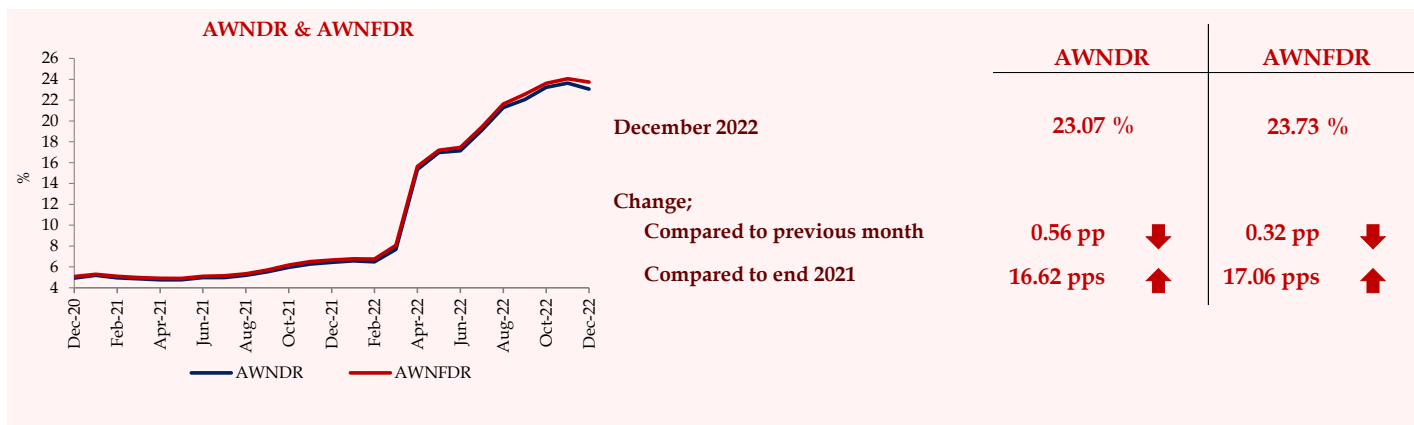
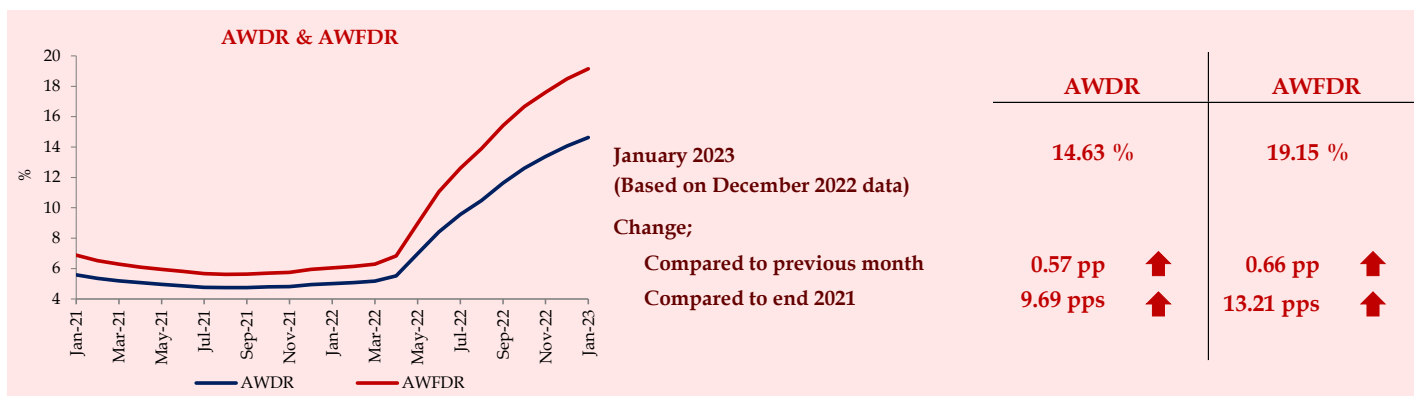
0.24 pp ↓

Change compared to end 2021

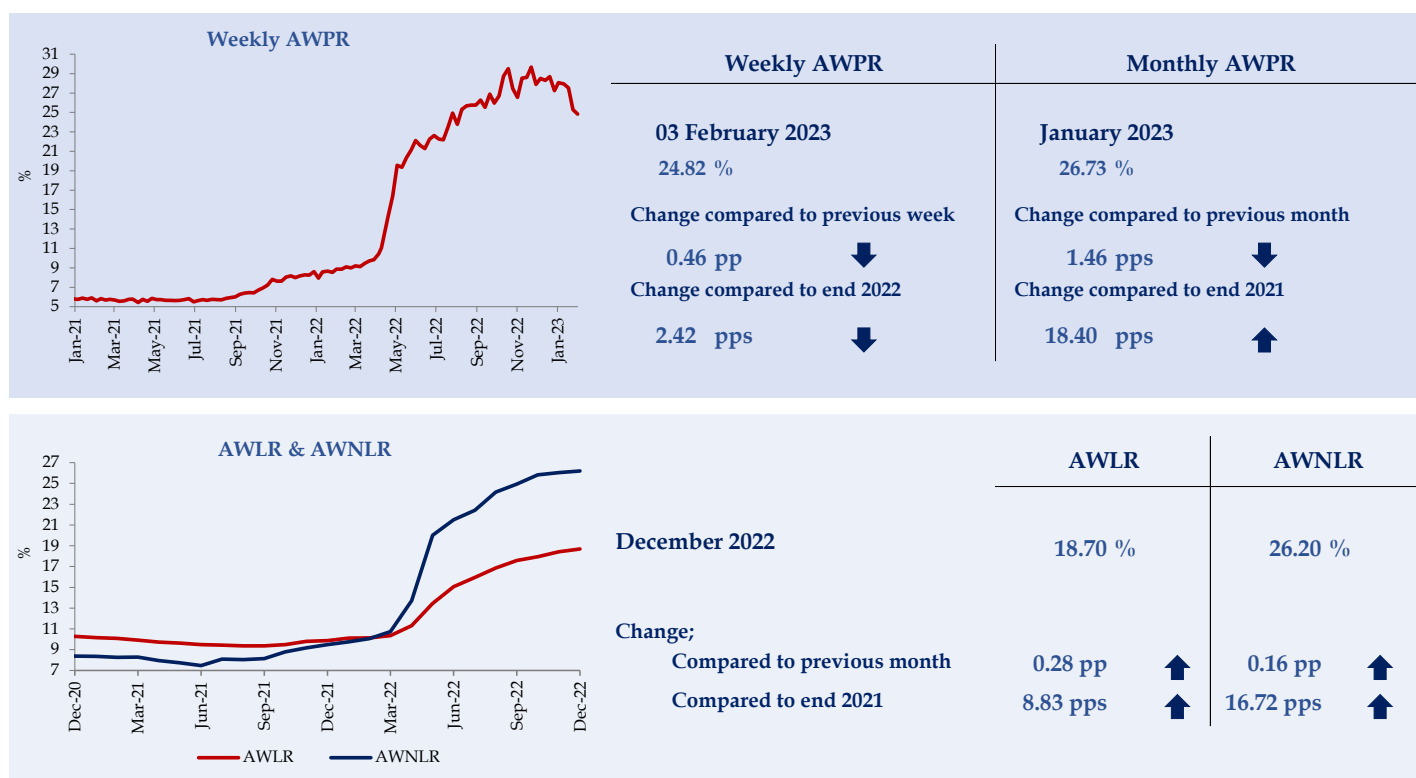
9.31 pps ↑

	25 Jan 2022 (%)	Change (Compared to previous month) in pps	Change (Compared to end 2021) in pps
91-Day	29.91	-2.73	21.75
182-Day	28.72	-3.48	20.39
364-Day	27.78	-1.49	19.54

Deposit Rates***



Lending Rates***



* Provisional

** The sharp depreciation of the Sri Lanka rupee during March to May 2022 remains the key reason for the augmentation of monetary and credit aggregates during that period.

*** Acronyms

SDFR	Standing Deposit Facility Rate	AWNDR	Average Weighted New Deposit Rate
SLFR	Standing Lending Facility Rate	AWNDFDR	Average Weighted New Fixed Deposit Rate
AWCMR	Average Weighted Call Money Rate	AWPR	Average Weighted Prime Lending Rate
AWDR	Average Weighted Deposit Rate	AWLR	Average Weighted Lending Rate
AWFDR	Average Weighted Fixed Deposit Rate	AWNLR	Average Weighted New Lending Rate