

# Money, Credit and Interest Rate Developments

January 2022

Economic Research Department

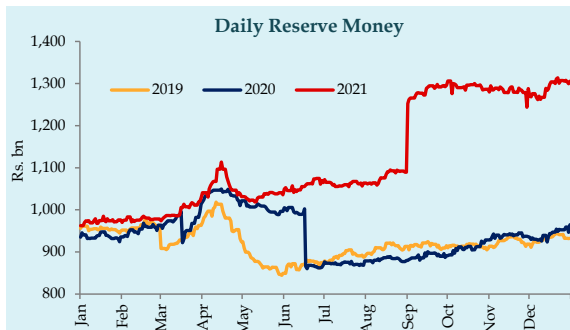
Central Bank of Sri Lanka

Volume 03 Issue 01

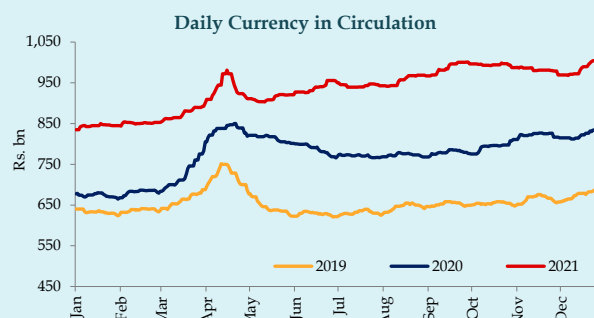


## Money and Credit Aggregates\*

### Reserve Money

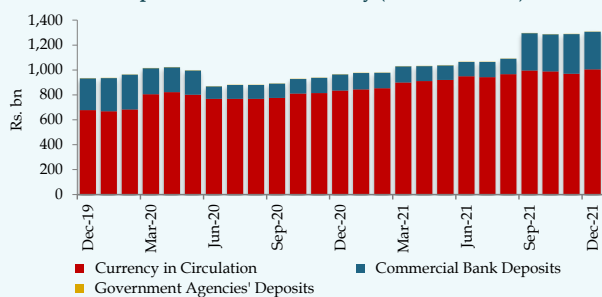


Reserve Money	Dec-21	Nov-21
Year-on-Year growth (%):	35.4	37.5
Monthly Change (Rs. bn):	18.0	1.4



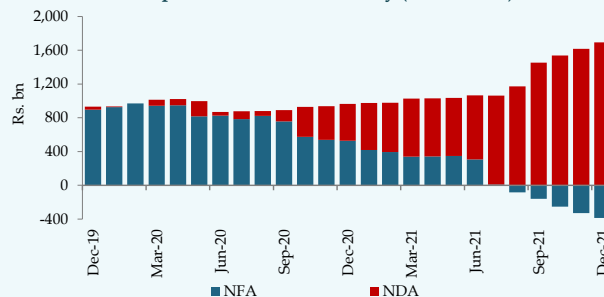
Currency in Circulation	Dec-21	Nov-21
Year-on-Year growth (%):	20.4	19.0
Monthly Change (Rs. bn):	35.7	(18.2)

### Components of Reserve Money (Liabilities Side)



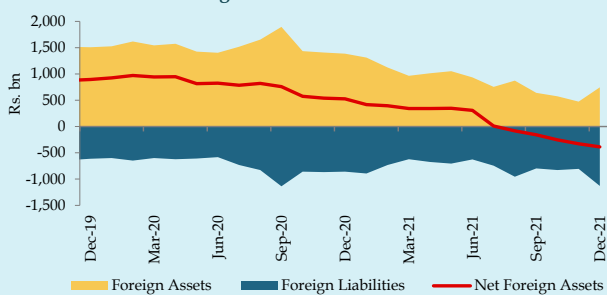
Commercial Bank Deposits	Dec-21	Nov-21
Year-on-Year growth (%):	132.0	162.4
Monthly Change (Rs. bn):	(17.7)	19.5

### Components of Reserve Money (Assets Side)



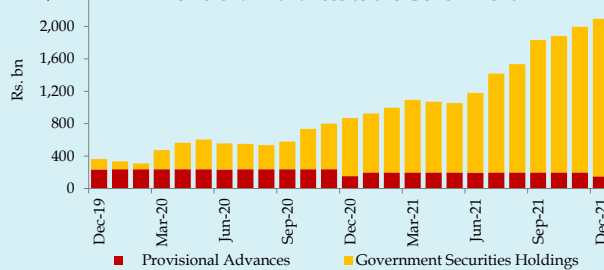
Net Domestic Assets (NDA)	Dec-21	Nov-21
Year-on-Year growth (%):	286.8	308.4
Monthly Change (Rs. bn):	75.4	78.7

### Net Foreign Assets of the Central Bank



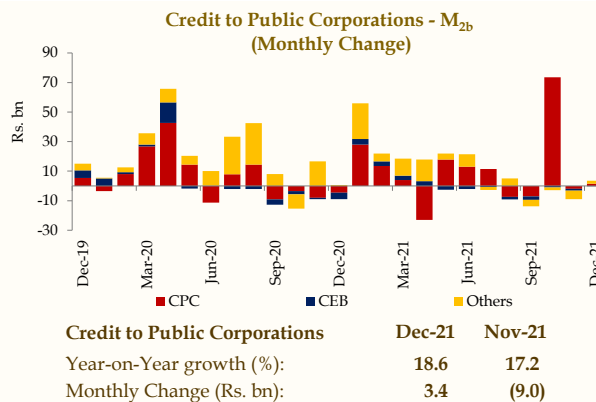
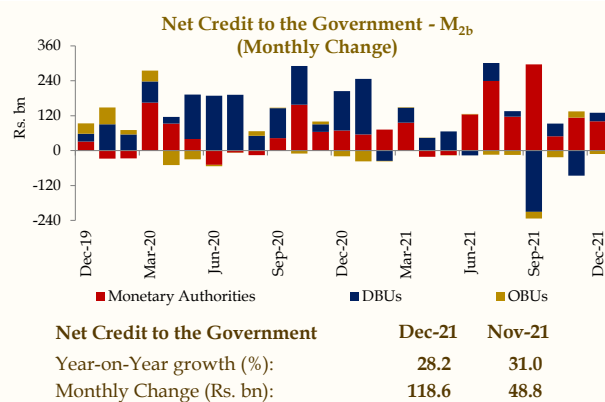
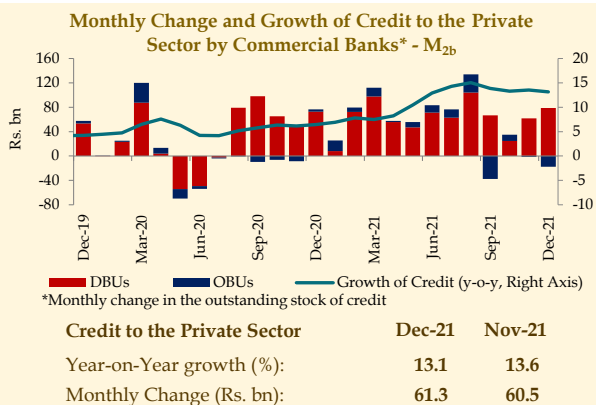
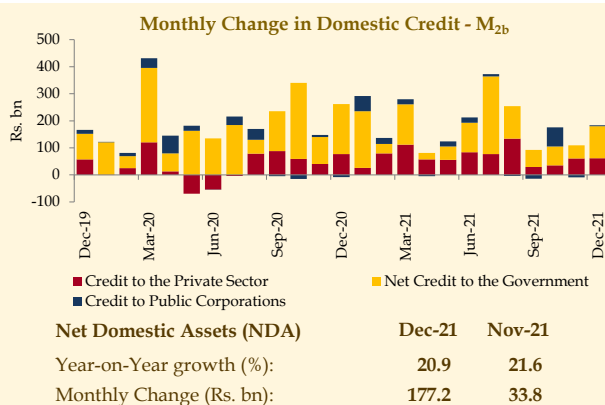
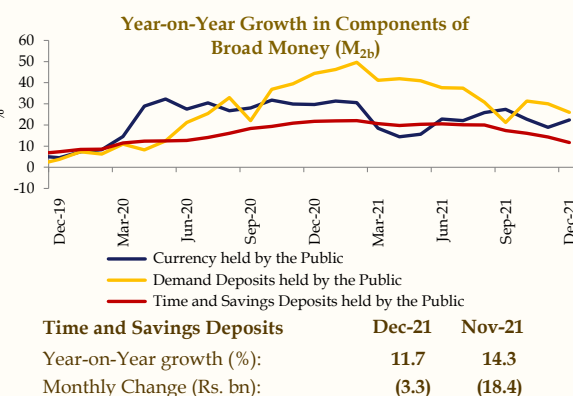
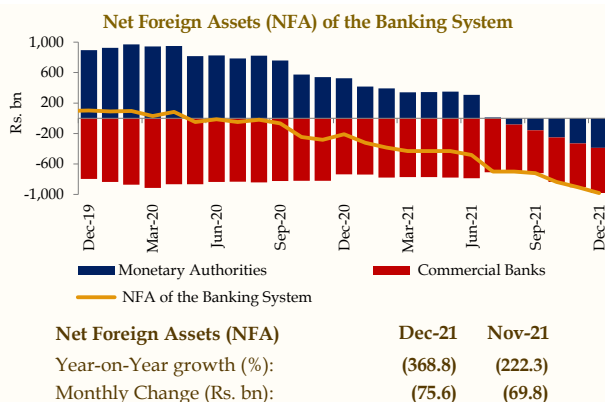
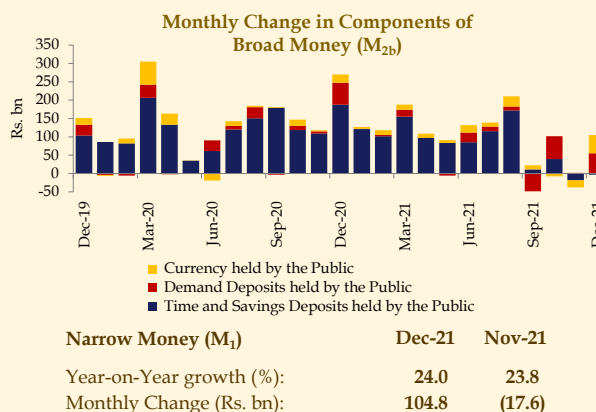
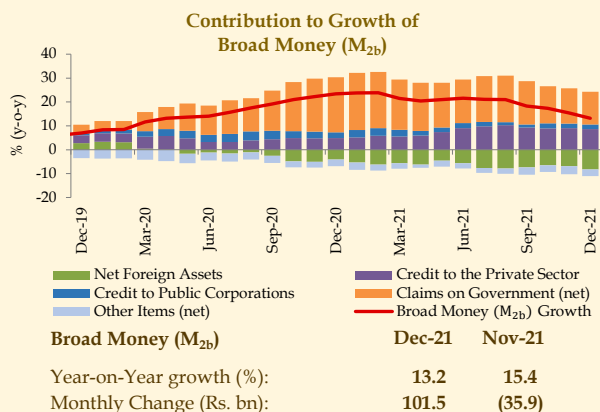
Net Foreign Assets (NFA)	Dec-21	Nov-21
Year-on-Year growth (%):	(173.5)	(161.1)
Monthly Change (Rs. bn):	(57.4)	(77.3)

### Central Bank Holdings of Government Securities and Provisional Advances to the Government

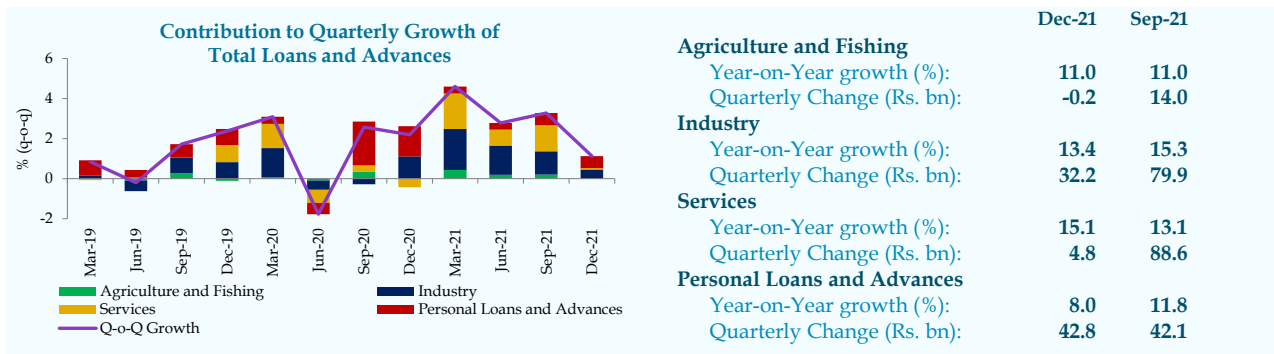
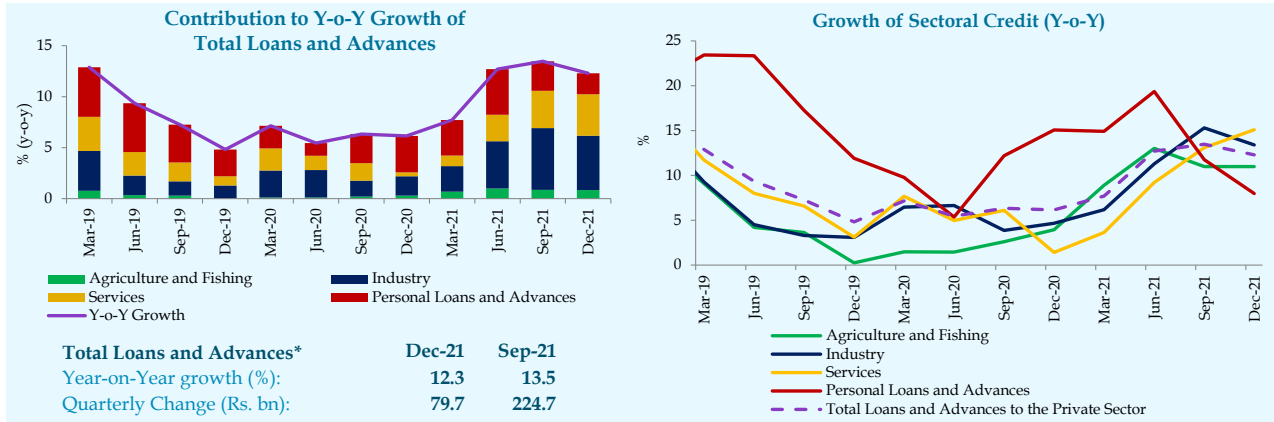


Net Claims on Government	Dec-21	Nov-21
Year-on-Year growth (%):	141.0	149.4
Monthly Change (Rs. bn):	100.4	113.6

## Broad Money $M_{2b}$ - (Monetary Survey)\*\*

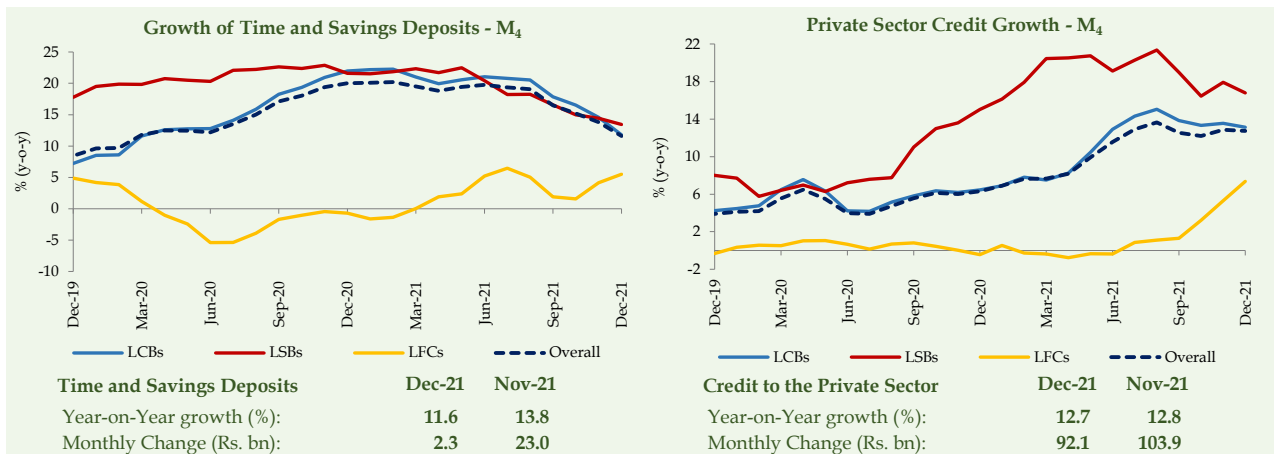
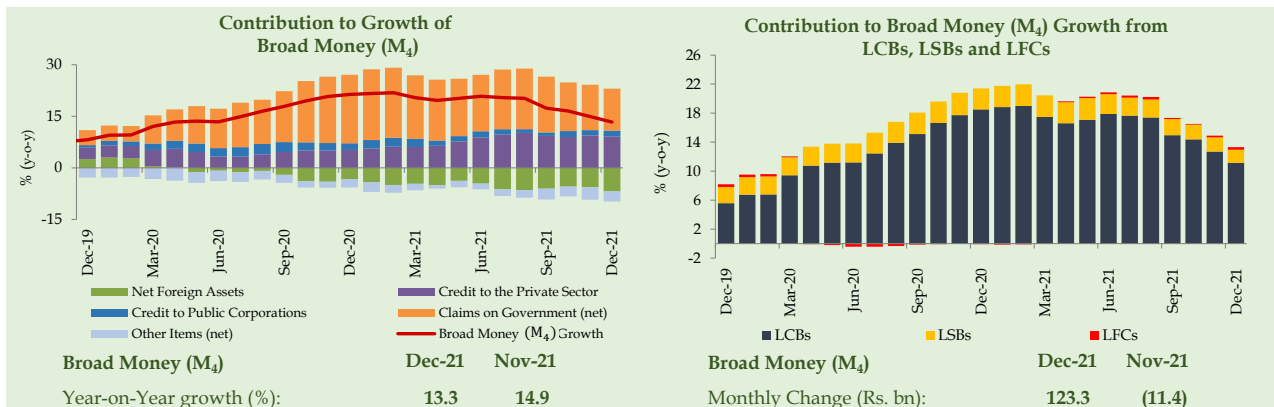


## Sectoral Distribution of Loans and Advances - (Quarterly Survey)



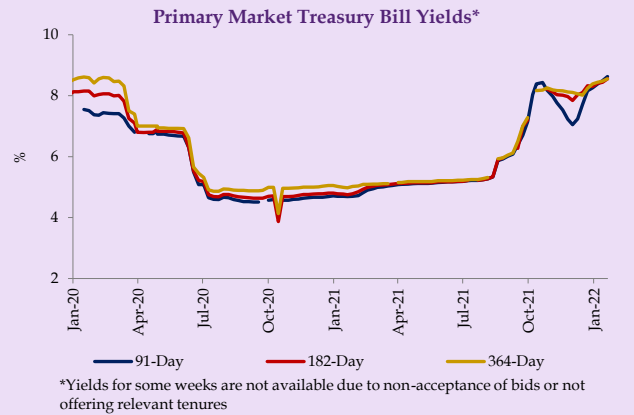
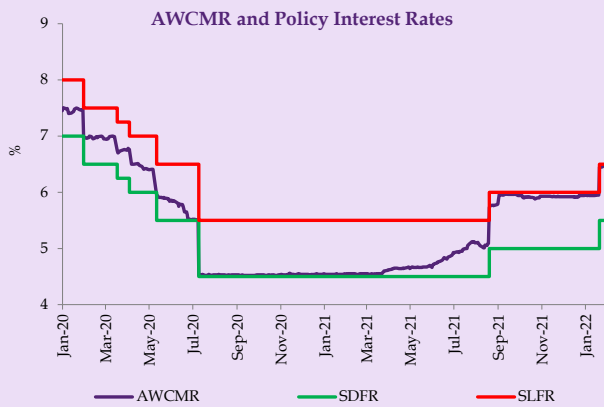
\* Total credit to the private sector as per the Quarterly Survey differs from that in the monthly Monetary Survey due to differences in the compilation methodologies.

## Broad Money M<sub>4</sub> - (Financial Survey)



## Interest Rates

### Money Market Rates\*\*\*



**End January 2022**

**AWCMR 6.48 %**

**Change compared to end of the previous month**

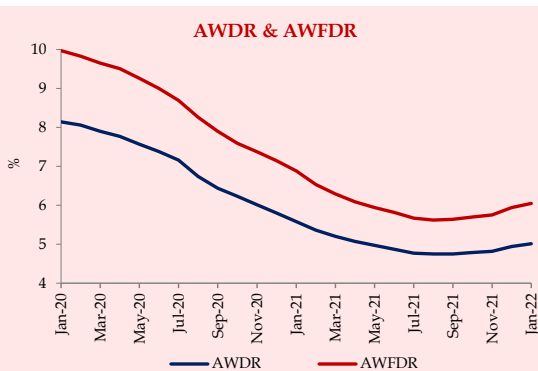
**53 bp**      ↑

**Change compared to end 2020**

**193 bps**      ↑

	26 Jan 2022 (%)	Change (Compared to previous month) in bps	Change (Compared to end 2020) in bps
91-Day	8.63	47	394
182-Day	8.55	22	375
364-Day	8.55	31	350

### Deposit Rates\*\*\*



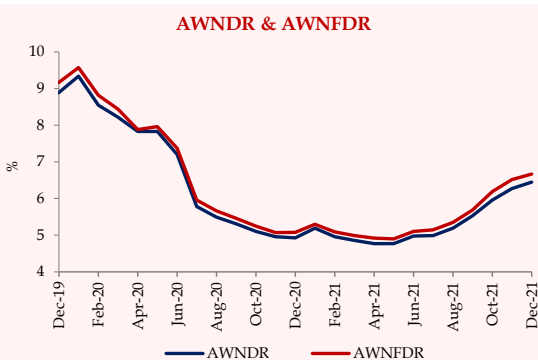
January 2022  
(Based on December 2021 data)

Change;

Compared to previous month

Compared to end 2020

AWDR	AWFDR
5.01 %	6.05 %
7 bps ↑	11 bps ↑
79 bps ↓	109 bps ↓



December 2021

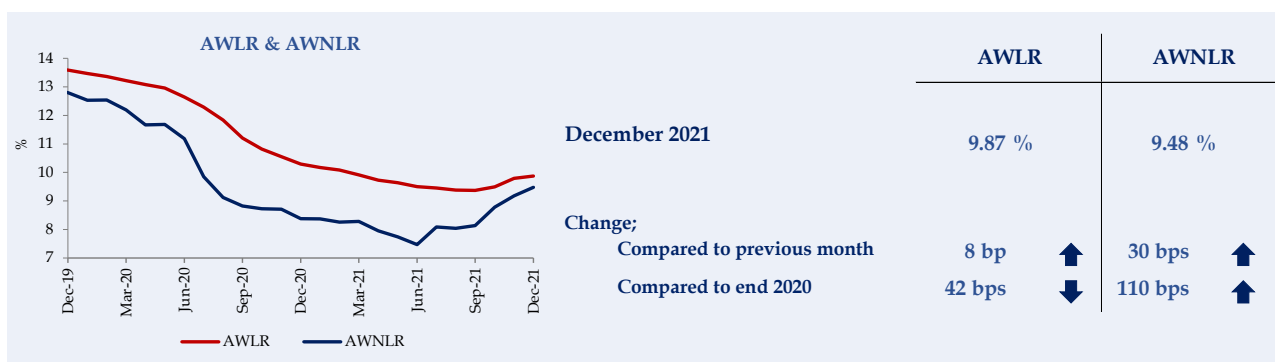
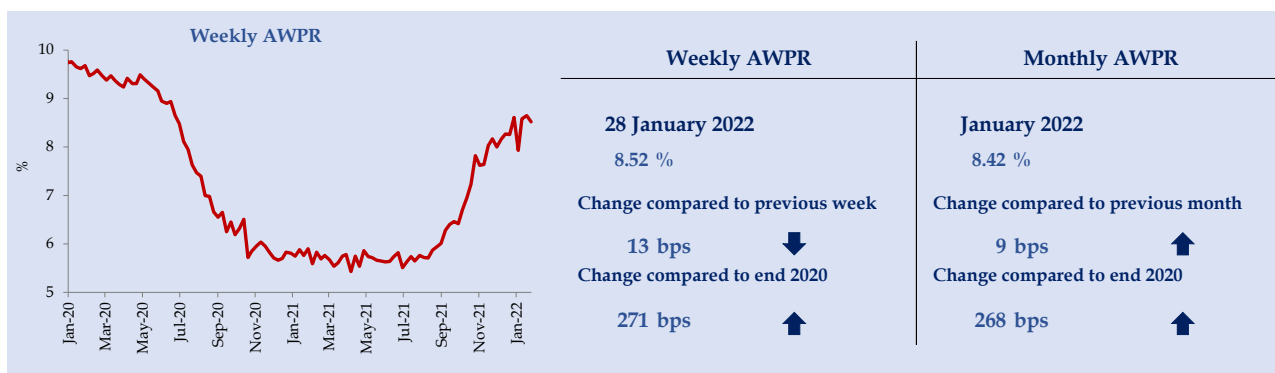
Change;

Compared to previous month

Compared to end 2020

AWNDR	AWNFDR
6.45 %	6.67 %
18 bps ↑	15 bps ↑
152 bps ↑	159 bps ↑

# Lending Rates\*\*\*



\* Provisional

\*\* Due to a misclassification in the data reported by LCBs, data on NCG by LCBs was revised from March 2021

\*\*\* Acronyms

SDFR	Standing Deposit Facility Rate	AWNDR	Average Weighted New Deposit Rate
SLFR	Standing Lending Facility Rate	AWNFRD	Average Weighted New Fixed Deposit Rate
AWCMR	Average Weighted Call Money Rate	AWPR	Average Weighted Prime Lending Rate
AWDR	Average Weighted Deposit Rate	AWLR	Average Weighted Lending Rate
AWFDR	Average Weighted Fixed Deposit Rate	AWNLR	Average Weighted New Lending Rate