

Money, Credit and Interest Rates Developments

January 2021

Economic Research Department

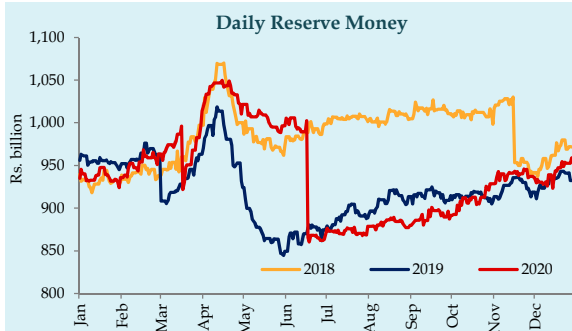
Central Bank of Sri Lanka

Volume 02 Issue 01

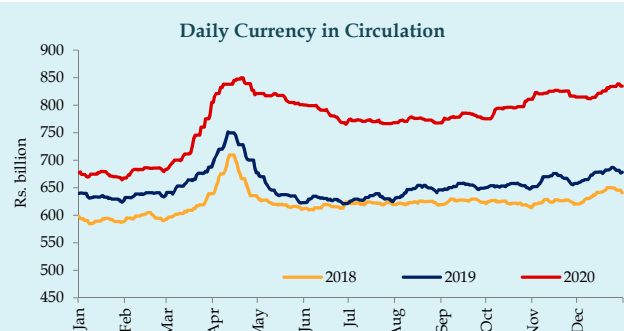


Money and Credit Aggregates*

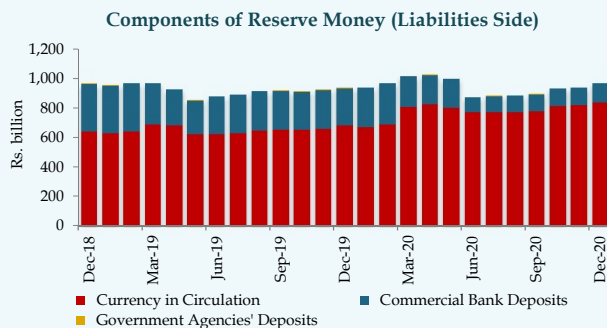
Reserve Money



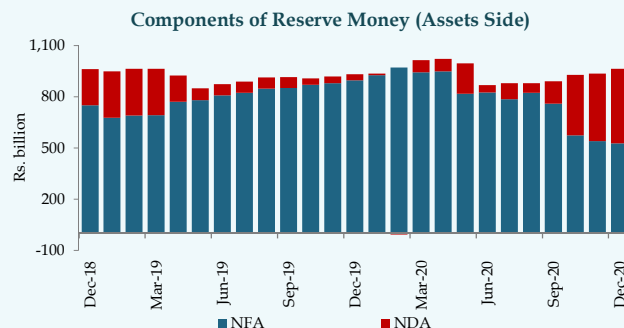
Reserve Money	Dec-20	Nov-20
Year-on-Year growth (%):	3.4	1.9
Monthly Change (Rs. Bn):	28.2	7.9



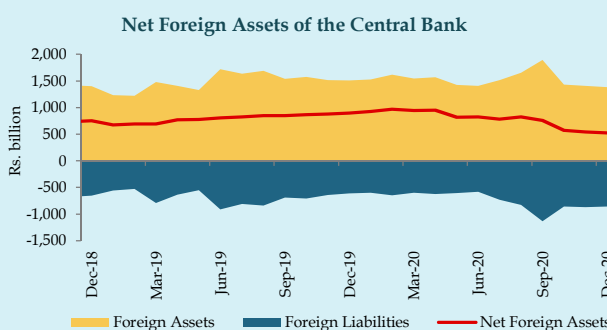
Currency in Circulation	Dec-20	Nov-20
Year-on-Year growth (%):	23.1	23.9
Monthly Change (Rs. Bn):	19.9	4.2



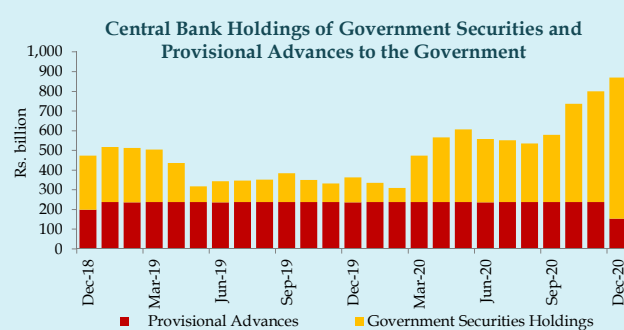
Commercial Bank Deposits	Dec-20	Nov-20
Year-on-Year growth (%):	(49.1)	(53.5)
Monthly Change (Rs. Bn):	8.3	3.7



Net Domestic Assets (NDA)	Dec-20	Nov-20
Year-on-Year growth (%):	1095.4	898.3
Monthly Change (Rs. Bn):	41.5	41.9



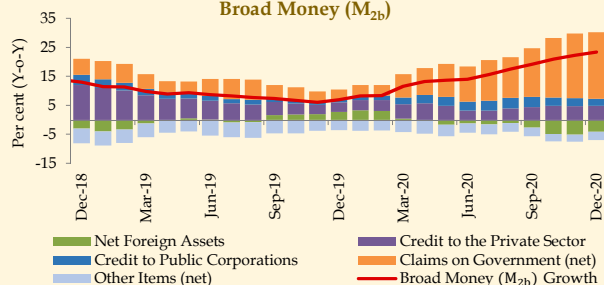
Net Foreign Assets (NFA)	Dec-20	Nov-20
Year-on-Year growth (%):	(41.2)	(38.6)
Monthly Change (Rs. Bn):	(13.3)	(34.0)



Net Claims on Government	Dec-20	Nov-20
Year-on-Year growth (%):	139.3	140.6
Monthly Change (Rs. Bn):	69.4	64.3

Broad Money M_{2b} - (Monetary Survey)

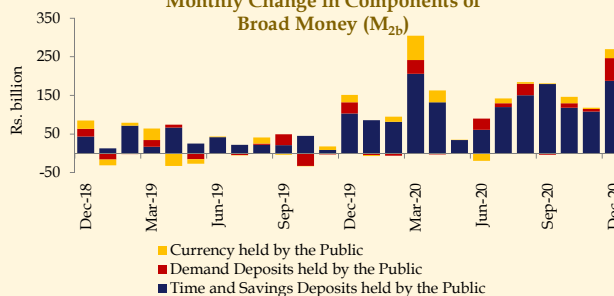
Contribution to Growth of Broad Money (M_{2b})



Broad Money (M_{2b}) Dec-20 Nov-20

Year-on-Year growth (%): 23.4 22.3
Monthly Change (Rs. Bn): 270.1 118.2

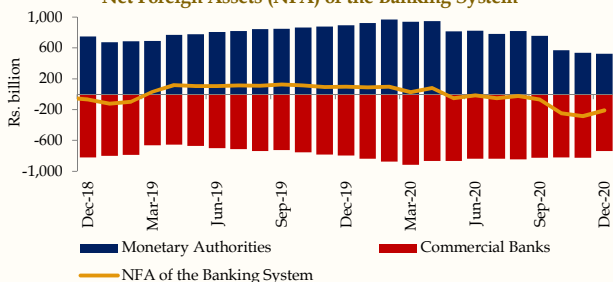
Monthly Change in Components of Broad Money (M_{2b})



Narrow Money (M₁) Dec-20 Nov-20

Year-on-Year growth (%): 36.0 33.9
Monthly Change (Rs. Bn): 82.2 9.2

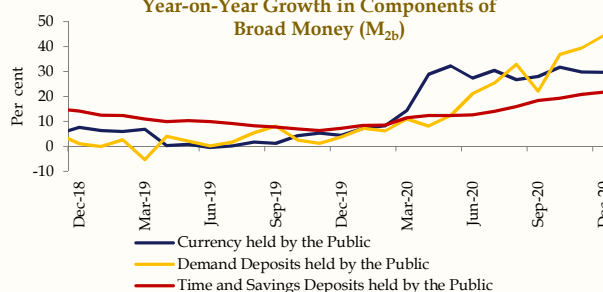
Net Foreign Assets (NFA) of the Banking System



Net Foreign Assets (NFA) Dec-20 Nov-20

Year-on-Year growth (%): (308.0) (390.1)
Monthly Change (Rs. Bn): 71.8 (34.6)

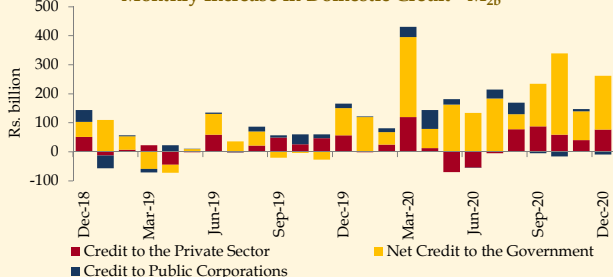
Year-on-Year Growth in Components of Broad Money (M_{2b})



Time and Savings Deposits Dec-20 Nov-20

Year-on-Year growth (%): 21.7 20.8
Monthly Change (Rs. Bn): 187.9 108.9

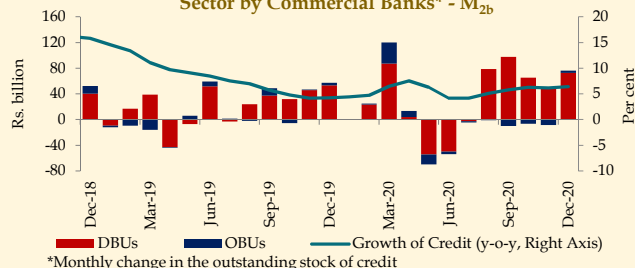
Monthly Increase in Domestic Credit - M_{2b}



Net Domestic Assets (NDA) Dec-20 Nov-20

Year-on-Year growth (%): 27.8 27.7
Monthly Change (Rs. Bn): 198.3 152.8

Monthly Change and Growth of Credit to the Private Sector by Commercial Banks* - M_{2b}

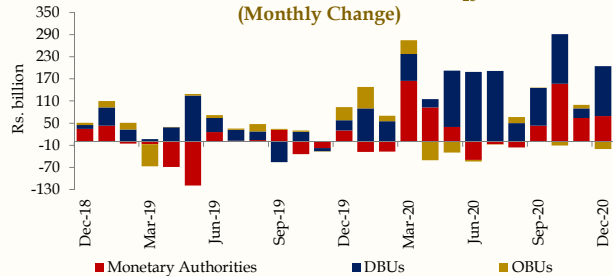


*Monthly change in the outstanding stock of credit

Credit to the Private Sector Dec-20 Nov-20

Year-on-Year growth (%): 6.5 6.2
Monthly Change (Rs. Bn): 76.7 40.6

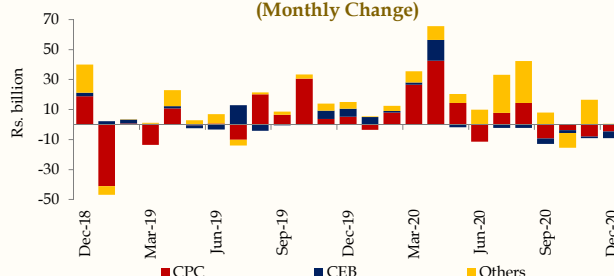
Net Credit to the Government - M_{2b} (Monthly Change)



Net Credit to the Government Dec-20 Nov-20

Year-on-Year growth (%): 62.7 61.5
Monthly Change (Rs. Bn): 185.3 99.8

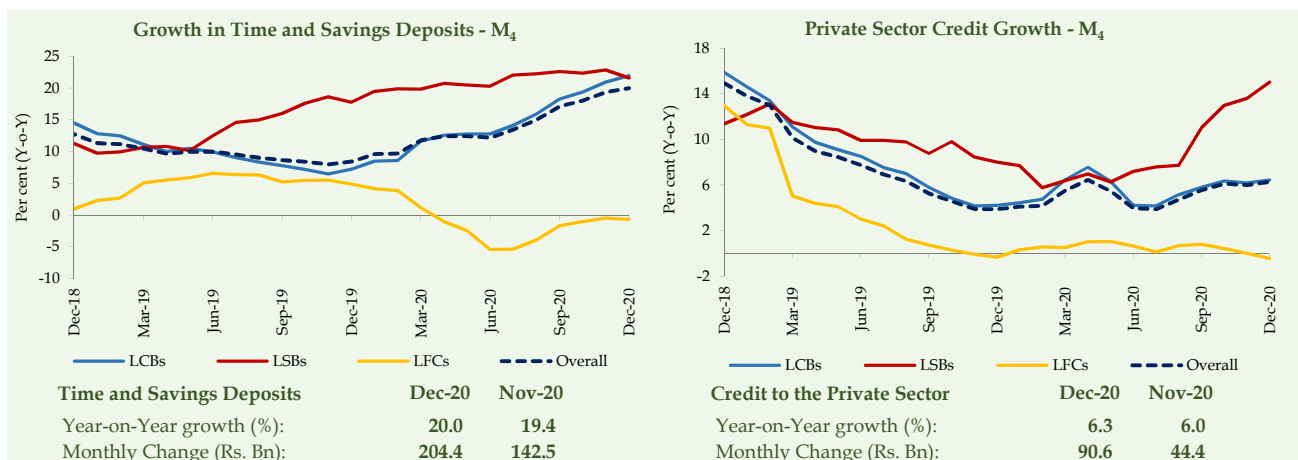
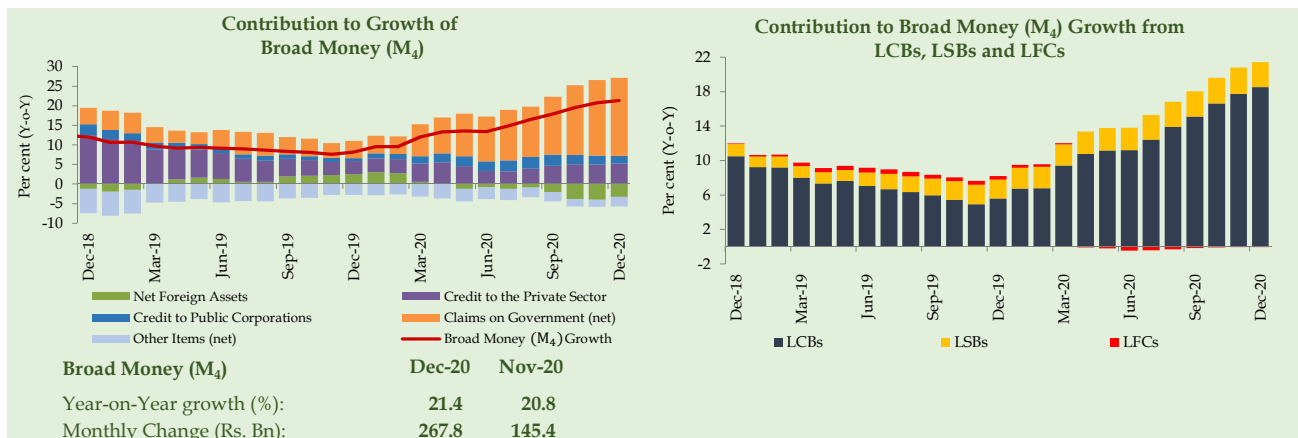
Credit to Public Corporations - M_{2b} (Monthly Change)



Credit to Public Corporations Dec-20 Nov-20

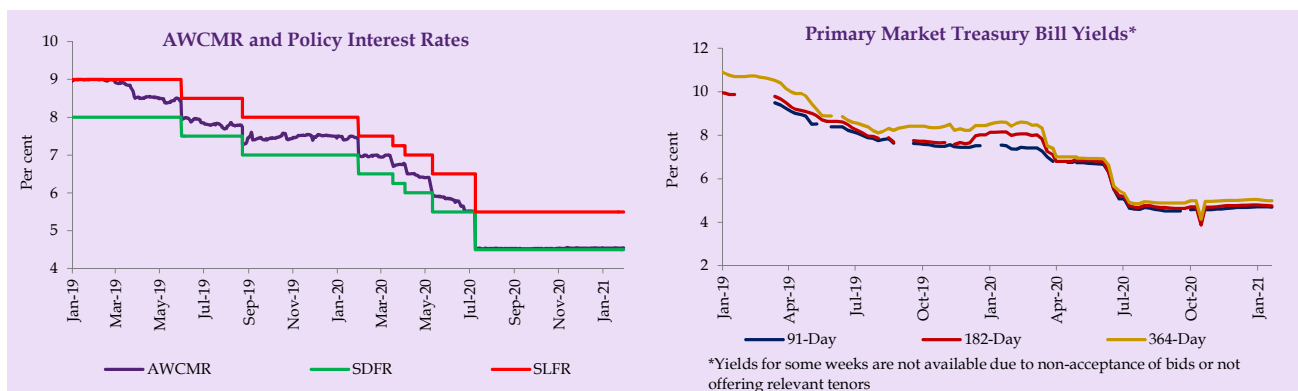
Year-on-Year growth (%): 22.5 25.9
Monthly Change (Rs. Bn): (8.4) 7.6

Broad Money M₄ - (Financial Survey)



Interest Rates

Money Market Rates**



End January 2021

AWCMR 4.55 %

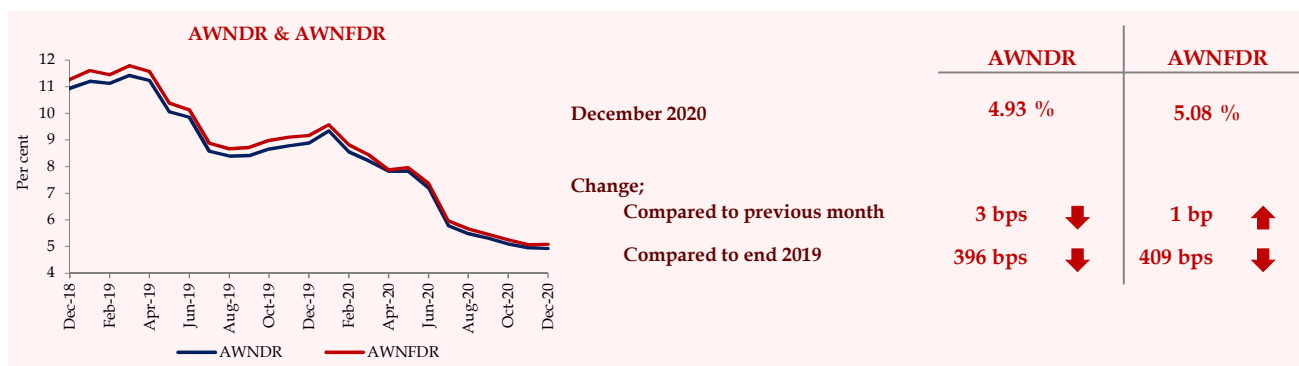
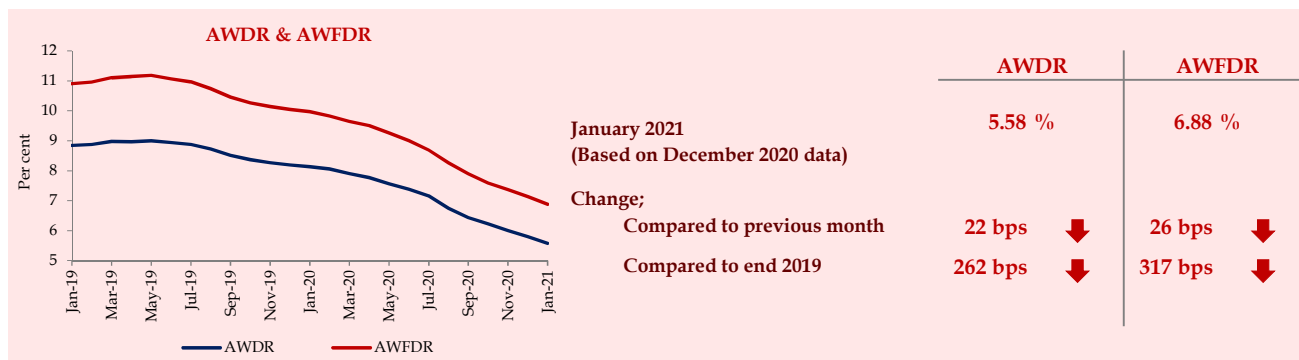
**Change compared to end of the previous month
0 bp**

**Change compared to end 2019
290 bps**

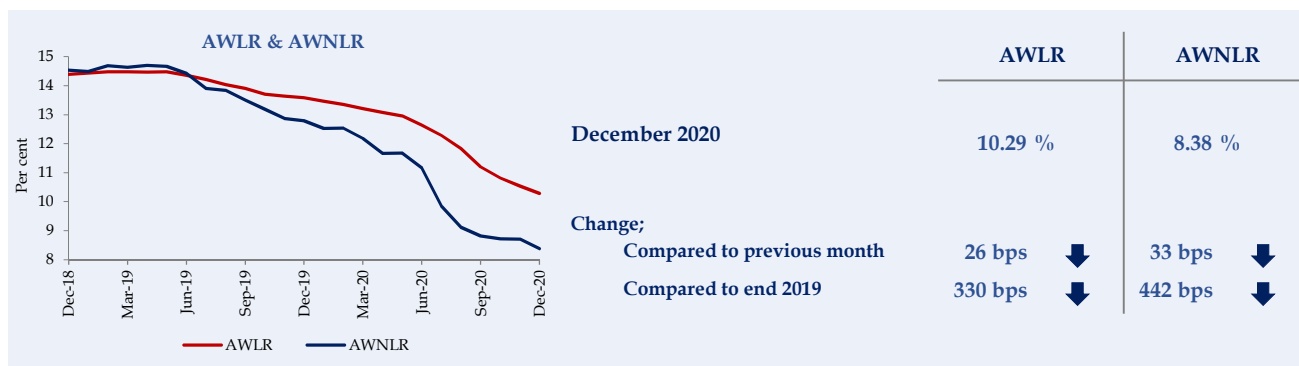
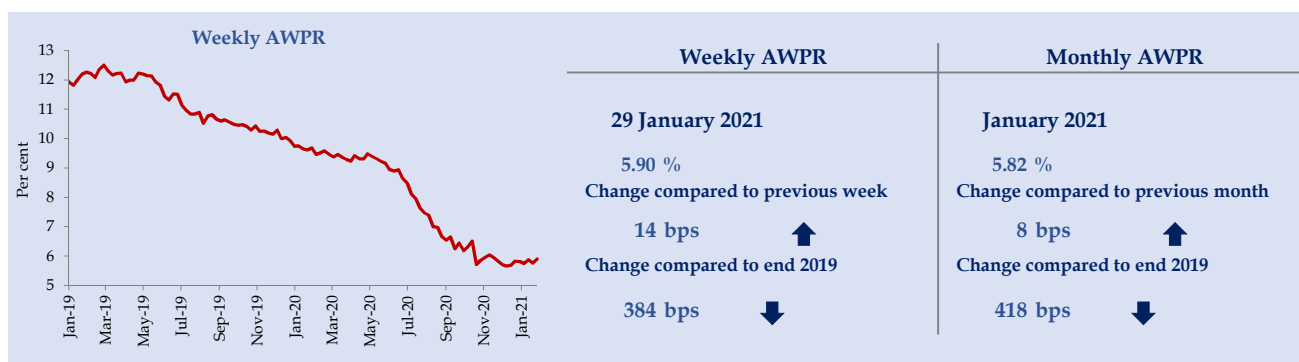


	26 Jan 2021 (%)	Change (Compared to previous month) in bps	Change (so far in 2021 from end 2019) in bps
91-Day	4.69	0	-282
182-Day	4.75	-5	-327
364-Day	4.98	-7	-347

Deposit Rates**



Lending Rates**



* Provisional

**Acronyms

AWCMR	Average Weighted Call Money Rate	AWNFDR	Average Weighted New Fixed Deposit Rate
AWDR	Average Weighted Deposit Rate	AWPR	Average Weighted Prime Lending Rate
AWFDR	Average Weighted Fixed Deposit Rate	AWLR	Average Weighted Lending Rate
AWNDR	Average Weighted New Deposit Rate	AWNLR	Average Weighted New Lending Rate