

Money, Credit and Interest Rate Developments

February 2023

Economic Research Department

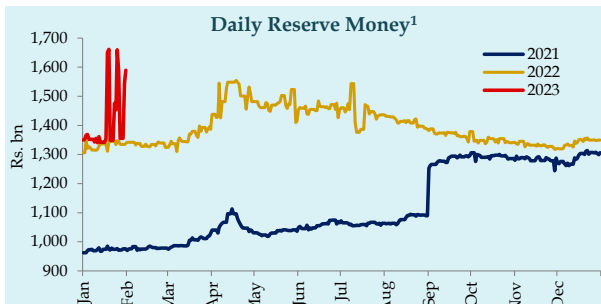
Central Bank of Sri Lanka

Volume 04 Issue 02

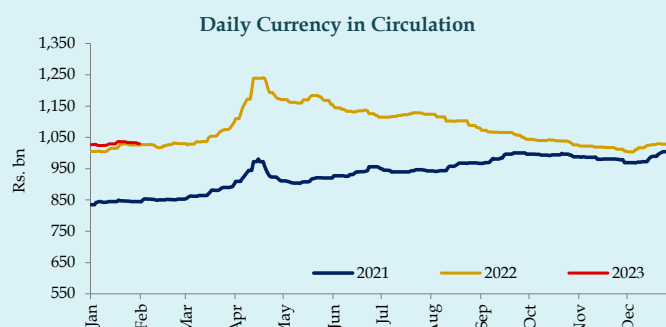


Money and Credit Aggregates*

Reserve Money

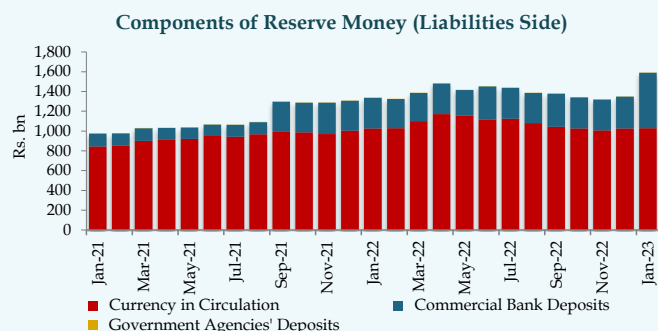


¹ Increased volatility in daily Reserve Money in Jan 2023 reflects the impact of measures implemented to restrict access to standing facilities of the Central Bank by LCBs

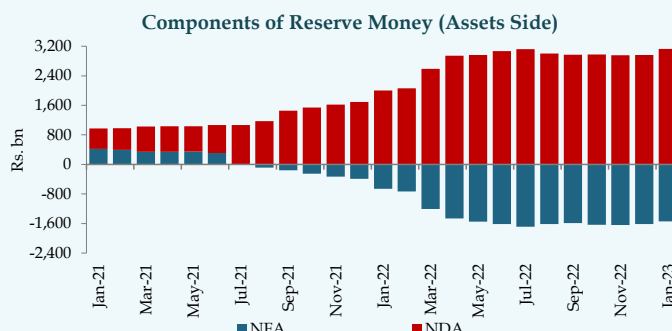


Reserve Money	Jan-23	Dec-22
Year-on-Year growth (%):	18.9	3.3
Monthly Change (Rs. bn):	240.3	30.9

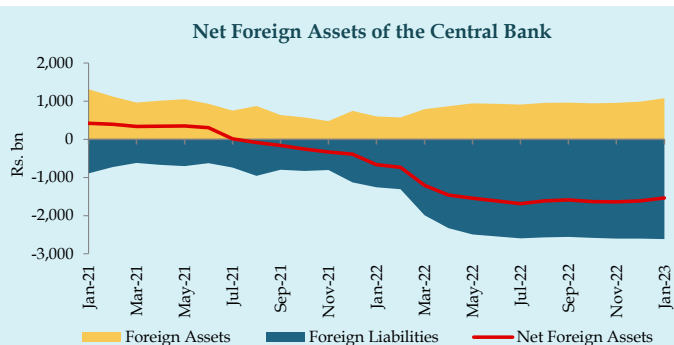
Currency in Circulation	Jan-23	Dec-22
Year-on-Year growth (%):	0.5	2.1
Monthly Change (Rs. bn):	3.6	20.8



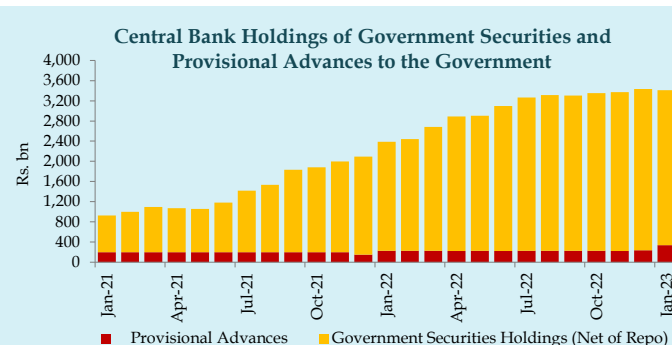
Commercial Bank Deposits	Jan-23	Dec-22
Year-on-Year growth (%):	79.2	7.4
Monthly Change (Rs. bn):	236.7	10.1



Net Domestic Assets (NDA)	Jan-23	Dec-22
Year-on-Year growth (%):	56.5	75.0
Monthly Change (Rs. bn):	166.1	5.2

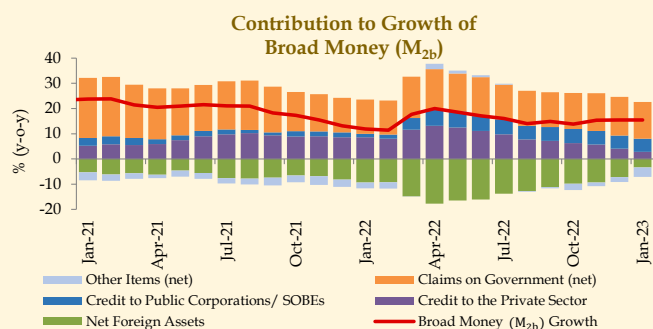


Net Foreign Assets (NFA)	Jan-23	Dec-22
Year-on-Year growth (%):	(132.3)	(316.7)
Monthly Change (Rs. bn):	74.2	25.7

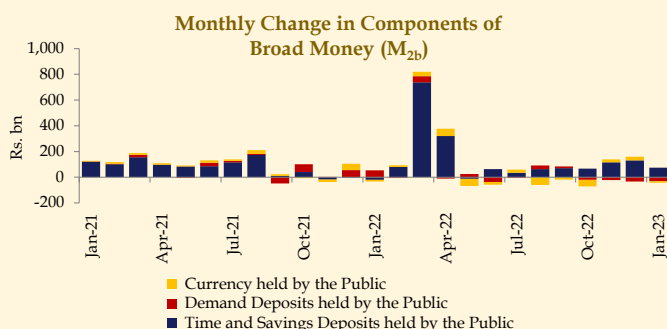


Net Claims on Government	Jan-23	Dec-22
Year-on-Year growth (%):	42.8	63.9
Monthly Change (Rs. bn):	(23.1)	62.7

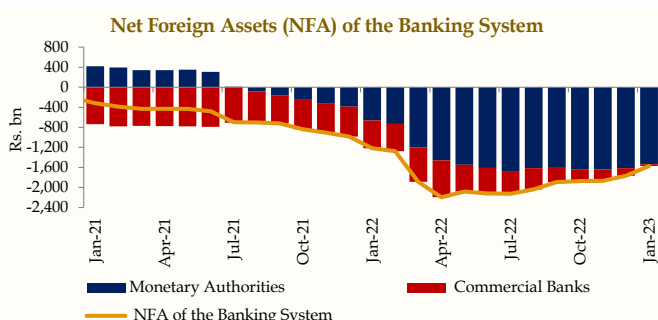
Broad Money M_{2b} - (Monetary Survey)



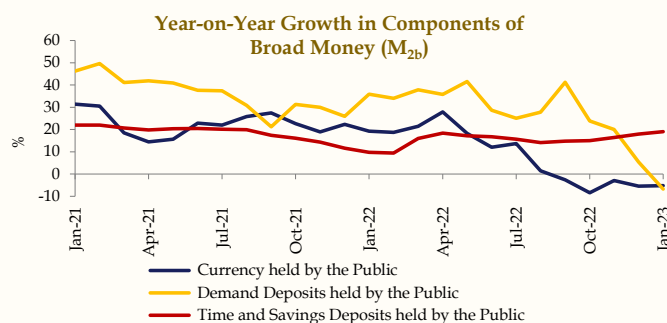
Broad Money (M _{2b})	Jan-23	Dec-22
Year-on-Year growth (%):	15.5	15.4
Monthly Change (Rs. bn):	32.8	126.7



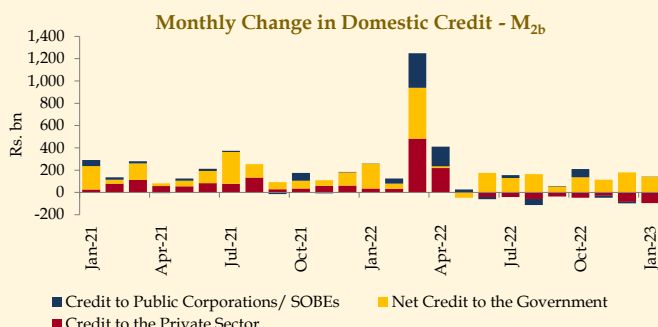
Narrow Money (M ₁)	Jan-23	Dec-22
Year-on-Year growth (%):	(5.9)	(0.4)
Monthly Change (Rs. bn):	(42.2)	(4.4)



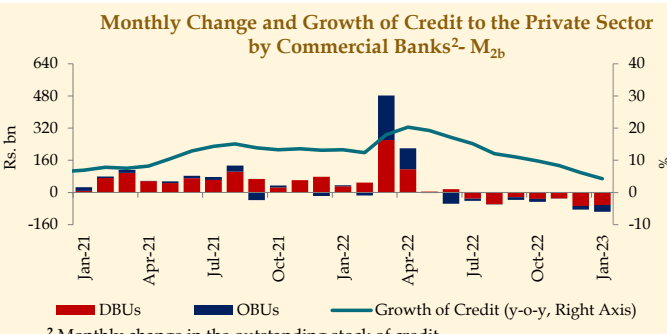
Net Foreign Assets (NFA)	Jan-23	Dec-22
Year-on-Year growth (%):	(29.4)	(79.9)
Monthly Change (Rs. bn):	194.1	103.2



Time and Savings Deposits	Jan-23	Dec-22
Year-on-Year growth (%):	19.0	17.9
Monthly Change (Rs. bn):	75.1	131.1

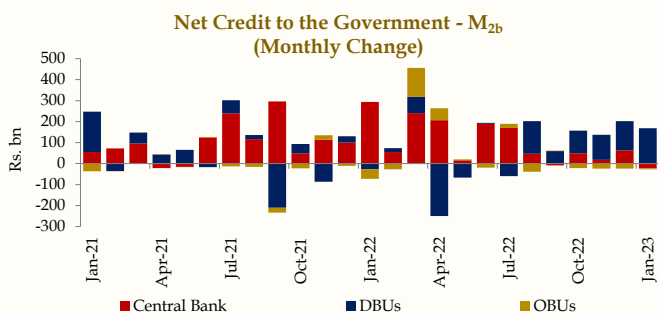


Net Domestic Assets (NDA)	Jan-23	Dec-22
Year-on-Year growth (%):	16.9	20.9
Monthly Change (Rs. bn):	(161.3)	23.5

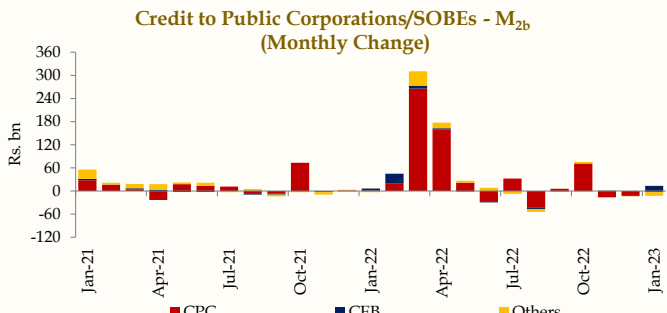


² Monthly change in the outstanding stock of credit

Credit to the Private Sector	Jan-23	Dec-22
Year-on-Year growth (%):	4.3	6.2
Monthly Change (Rs. bn):	(96.1)	(85.1)

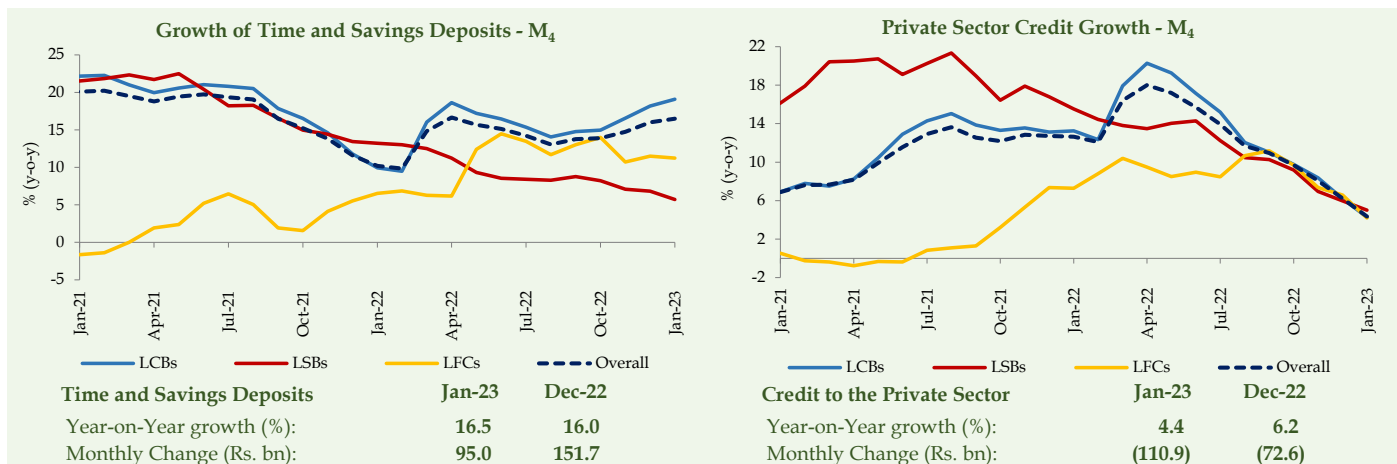
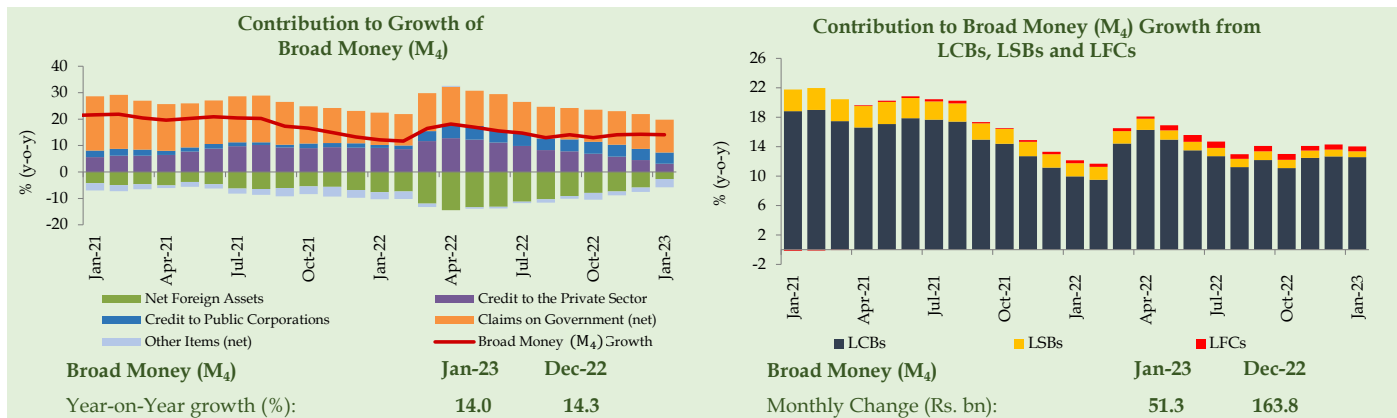


Net Credit to the Government	Jan-23	Dec-22
Year-on-Year growth (%):	25.7	28.1
Monthly Change (Rs. bn):	140.5	178.5



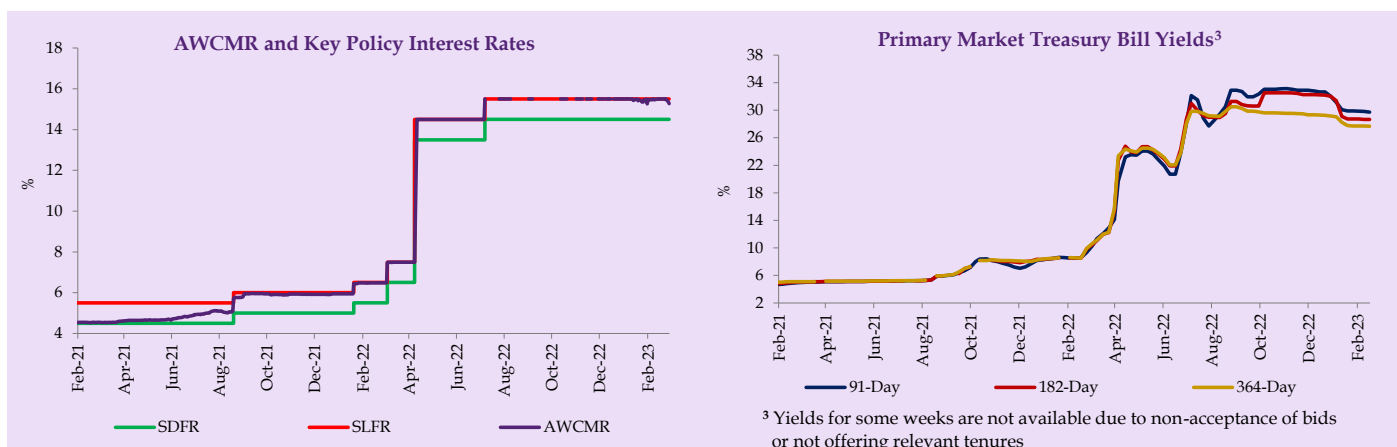
Credit to Public Corporations/SOBEs	Jan-23	Dec-22
Year-on-Year growth (%):	46.7	47.0
Monthly Change (Rs. bn):	0.8	(13.3)

Broad Money M₄ - (Financial Survey)



Interest Rates

Money Market Rates**



End February 2023

AWCMR 15.27 %

Change compared to end of the previous month

0.01 pp




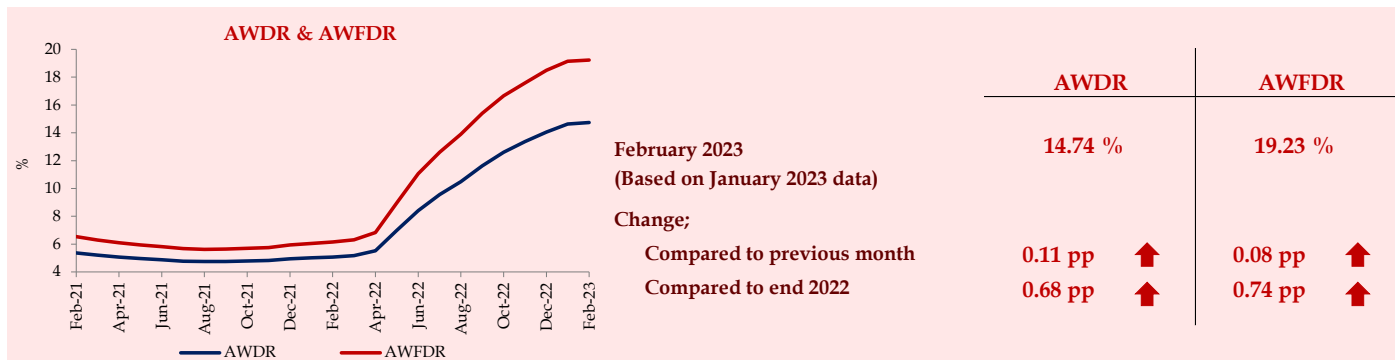
Change compared to end 2022

0.23 pp

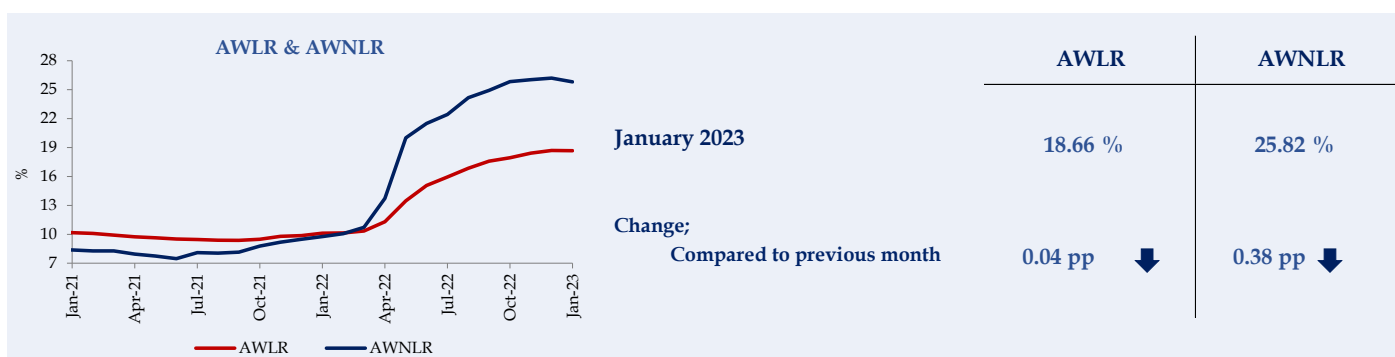
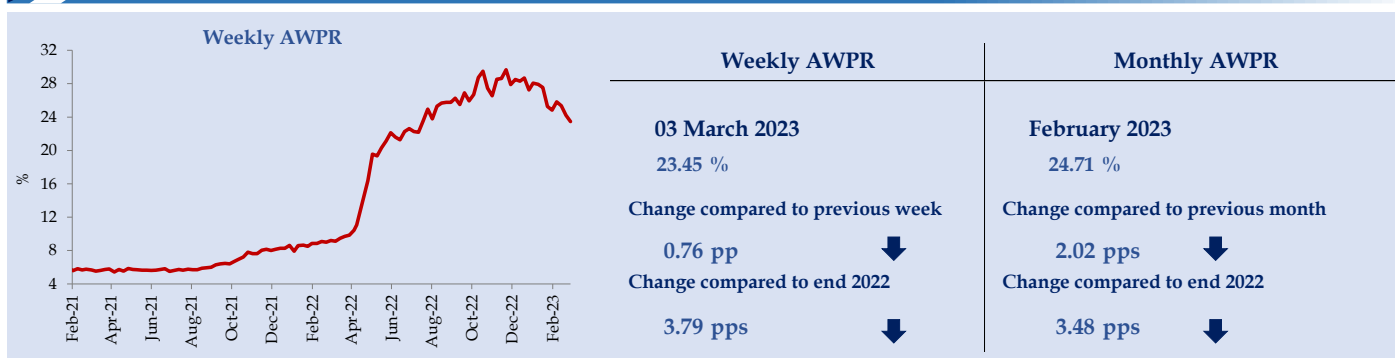


	22 Feb 2023 (%)	Change (Compared to previous month) in pps	Change (Compared to end 2022) in pps
91-Day	29.72	-0.19	-2.92
182-Day	28.67	-0.05	-3.53
364-Day	27.67	-0.11	-1.60

Deposit Rates**



Lending Rates**



* Provisional

** Acronyms

SDFR	Standing Deposit Facility Rate	AWNDR	Average Weighted New Deposit Rate
SLFR	Standing Lending Facility Rate	AWNFDR	Average Weighted New Fixed Deposit Rate
AWCMR	Average Weighted Call Money Rate	AWPR	Average Weighted Prime Lending Rate
AWDR	Average Weighted Deposit Rate	AWLR	Average Weighted Lending Rate
AWFDR	Average Weighted Fixed Deposit Rate	AWNLR	Average Weighted New Lending Rate
		pps	Percentage points