

# Money, Credit and Interest Rates Developments

April 2021

Economic Research Department

Central Bank of Sri Lanka

Volume 02 Issue 04

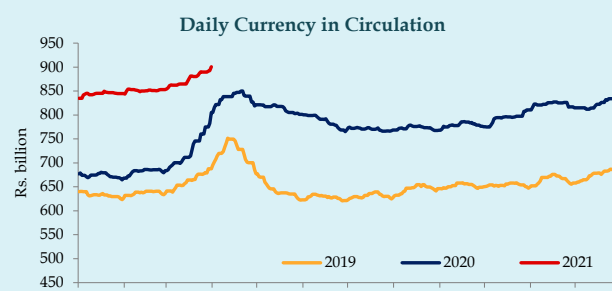


## Money and Credit Aggregates\*

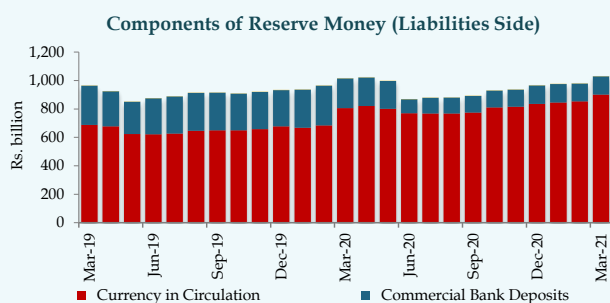
### Reserve Money



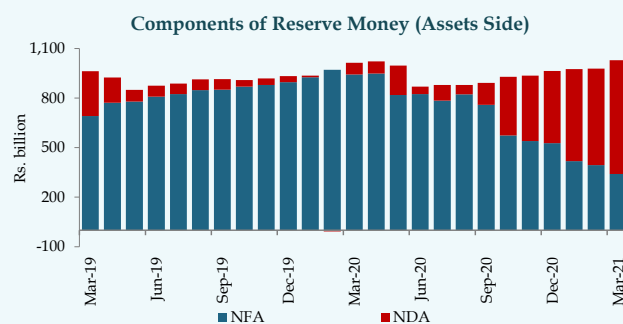
Reserve Money	Mar-21	Feb-21
Year-on-Year growth (%):	1.5	1.5
Monthly Change (Rs. bn):	50.5	2.2



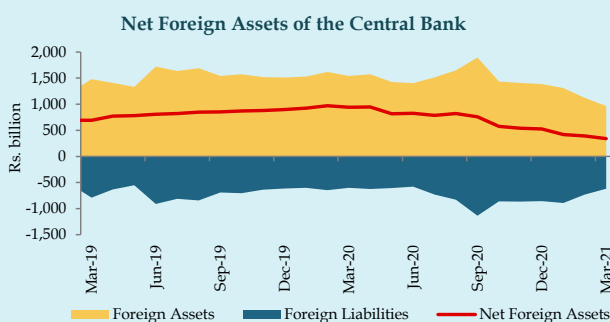
Currency in Circulation	Mar-21	Feb-21
Year-on-Year growth (%):	11.9	24.7
Monthly Change (Rs. bn):	47.8	8.0



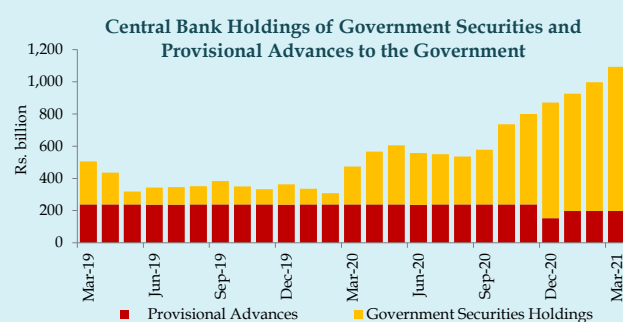
Commercial Bank Deposits	Mar-21	Feb-21
Year-on-Year growth (%):	(38.6)	(55.2)
Monthly Change (Rs. bn):	2.7	(5.8)



Net Domestic Assets (NDA)	Mar-21	Feb-21
Year-on-Year growth (%):	878.5	7,686.0
Monthly Change (Rs. bn):	103.3	26.3

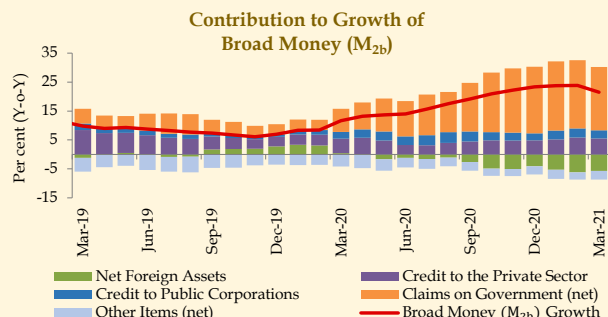


Net Foreign Assets (NFA)	Mar-21	Feb-21
Year-on-Year growth (%):	(63.9)	(59.4)
Monthly Change (Rs. bn):	(52.8)	(24.1)

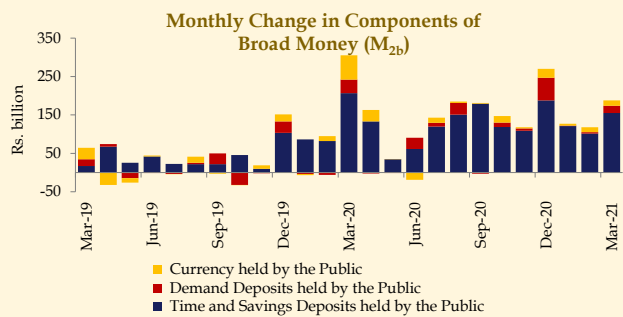


Net Claims on Government	Mar-21	Feb-21
Year-on-Year growth (%):	130.8	223.1
Monthly Change (Rs. bn):	95.7	72.1

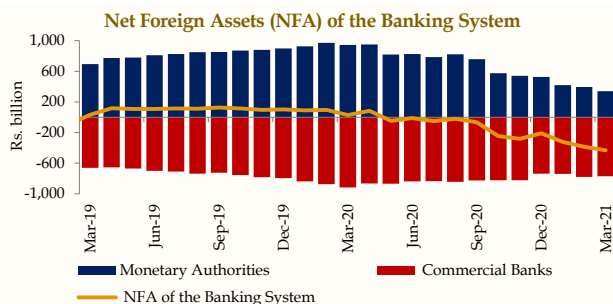
## Broad Money M<sub>2b</sub> - (Monetary Survey)



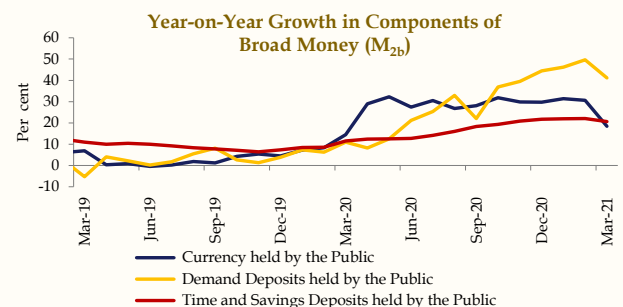
Broad Money (M <sub>2b</sub> )	Mar-21	Feb-21
Year-on-Year growth (%):	21.5	23.8
Monthly Change (Rs. bn):	187.7	118.2



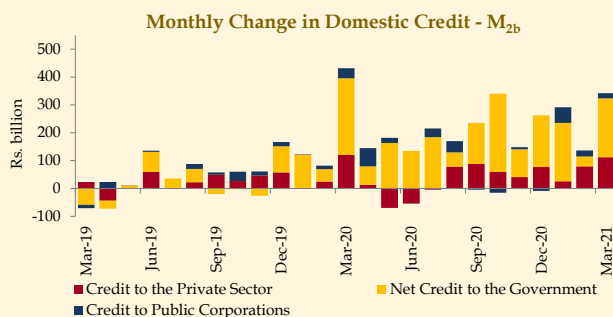
Narrow Money (M <sub>1</sub> )	Mar-21	Feb-21
Year-on-Year growth (%):	27.8	38.5
Monthly Change (Rs. bn):	32.9	16.8



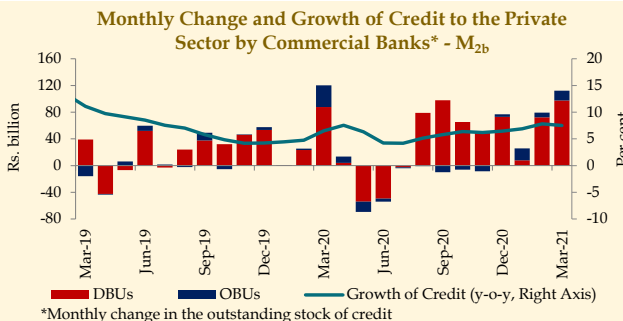
Net Foreign Assets (NFA)	Mar-21	Feb-21
Year-on-Year growth (%):	(1629.0)	(496.1)
Monthly Change (Rs. bn):	(44.3)	(64.6)



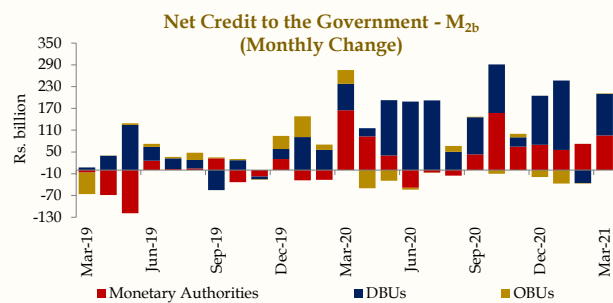
Time and Savings Deposits	Mar-21	Feb-21
Year-on-Year growth (%):	20.6	22.0
Monthly Change (Rs. bn):	154.9	101.4



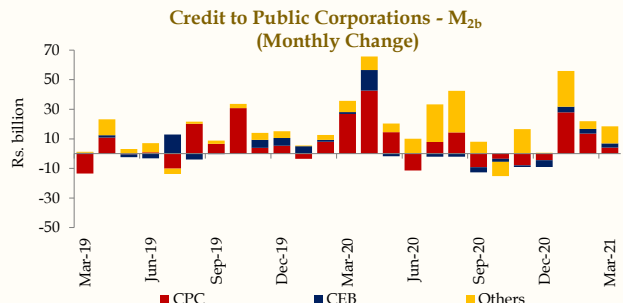
Net Domestic Assets (NDA)	Mar-21	Feb-21
Year-on-Year growth (%):	27.2	30.4
Monthly Change (Rs. bn):	232.0	182.8



Credit to the Private Sector	Mar-21	Feb-21
Year-on-Year growth (%):	7.5	7.8
Monthly Change (Rs. bn):	112.2	79.4

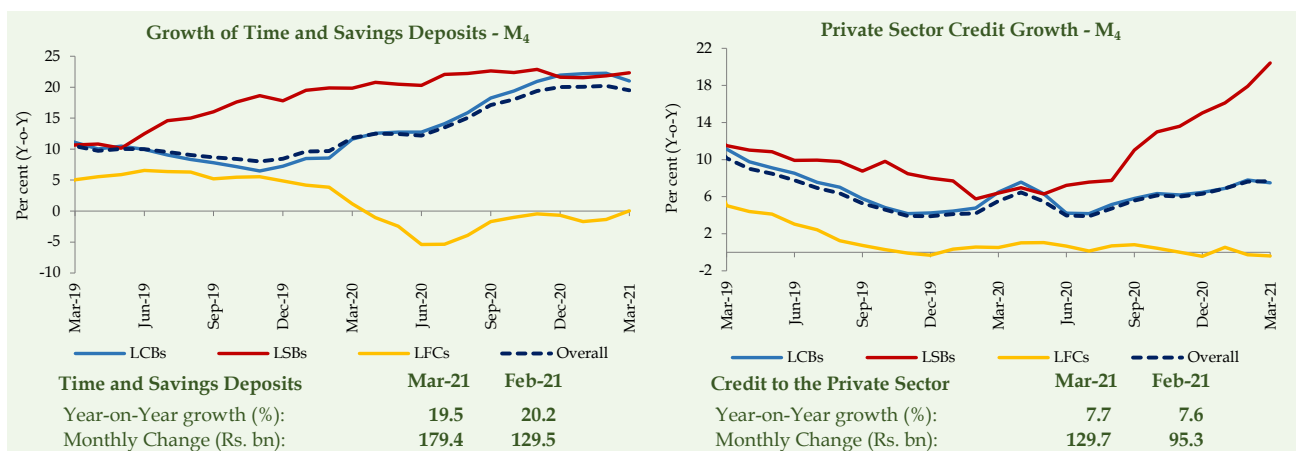
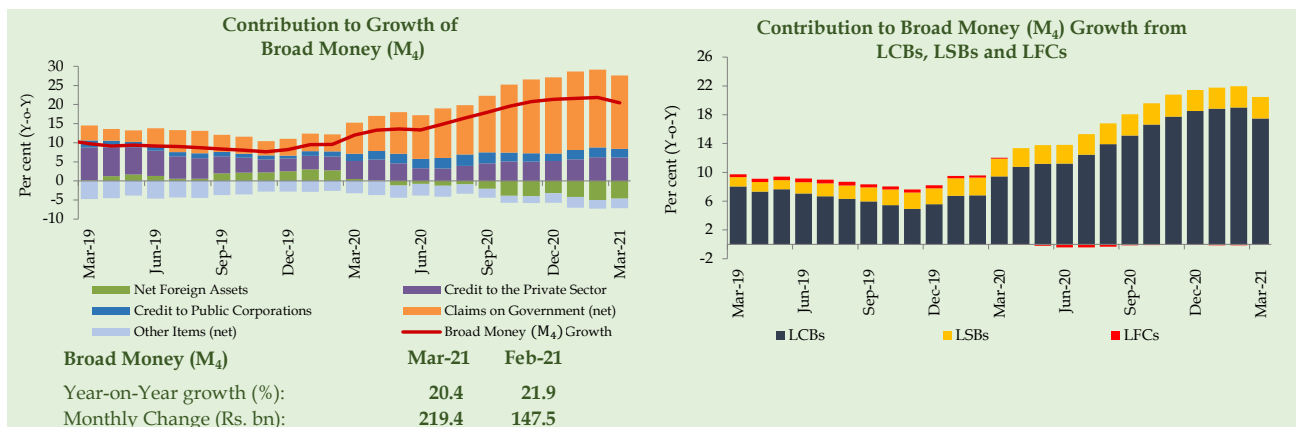


Net Credit to the Government	Mar-21	Feb-21
Year-on-Year growth (%):	54.7	61.9
Monthly Change (Rs. bn):	211.4	35.2



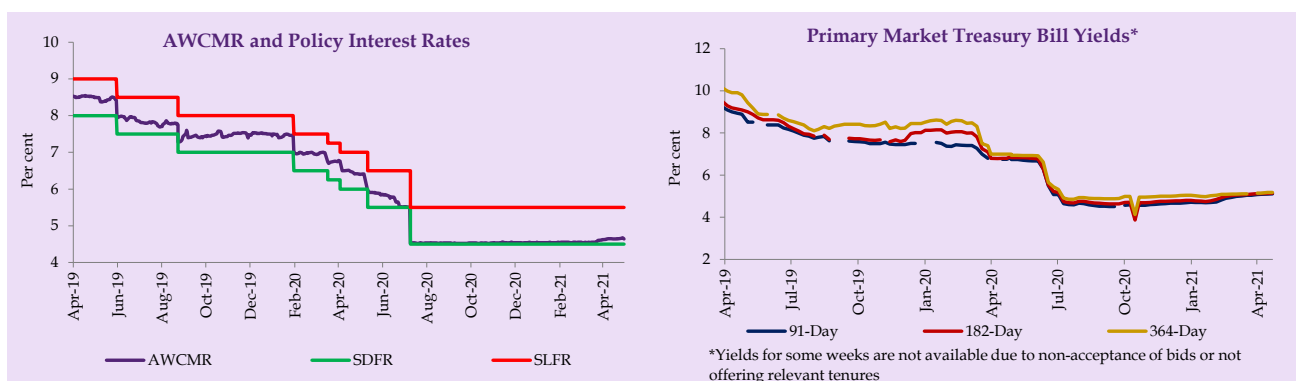
Credit to Public Corporations	Mar-21	Feb-21
Year-on-Year growth (%):	26.5	29.7
Monthly Change (Rs. bn):	18.4	21.9

## Broad Money M<sub>4</sub> - (Financial Survey)



## Interest Rates

### Money Market Rates\*\*



End April 2021

AWCMR 4.64 %

Change compared to end of the previous month

2 bps



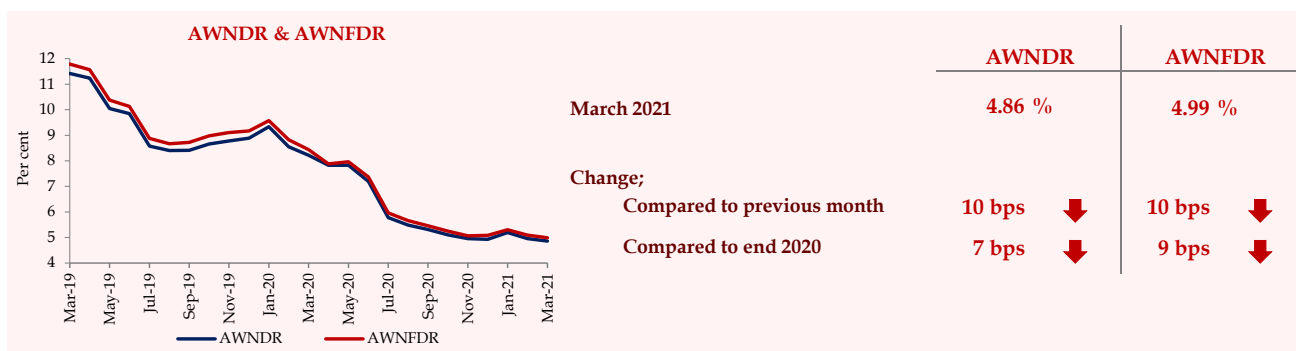
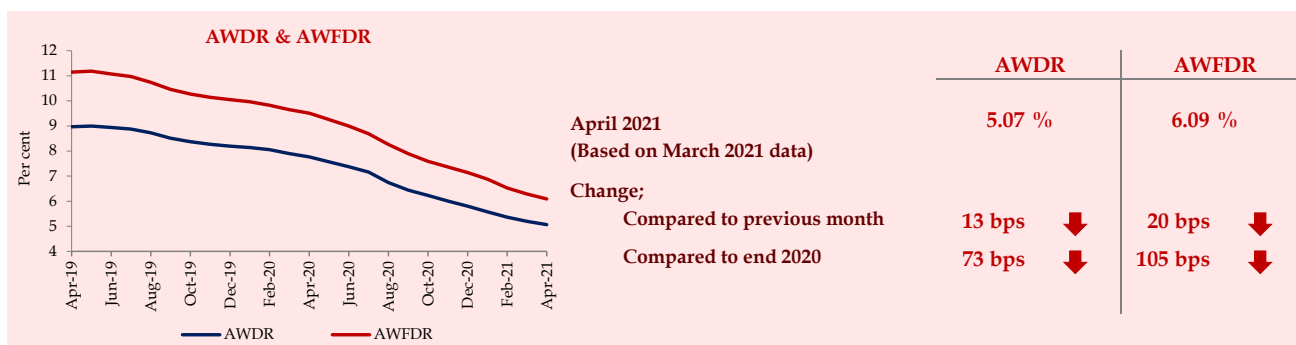
Change compared to end 2020

9 bps

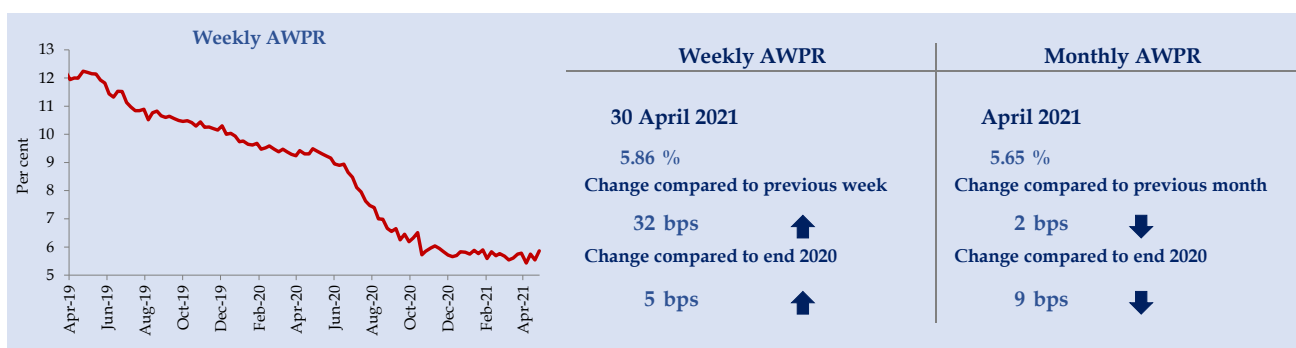


	28 Apr 2021 (%)	Change (Compared to previous month) in bps	Change (Compared to end 2020) in bps
91-Day	5.11	6	42
182-Day	5.14	4	34
364-Day	5.18	7	13

## Deposit Rates\*\*



## Lending Rates\*\*



\* Provisional

\*\* Acronyms

SDFR Standing Deposit Facility Rate  
 SLFR Standing Lending Facility Rate  
 AWCMR Average Weighted Call Money Rate  
 AWDR Average Weighted Deposit Rate  
 AWFDR Average Weighted Fixed Deposit Rate

AWNDR Average Weighted New Deposit Rate  
 AWFDR Average Weighted New Fixed Deposit Rate  
 AWPR Average Weighted Prime Lending Rate  
 AWLR Average Weighted Lending Rate  
 AWNLR Average Weighted New Lending Rate